


**BEST PLACE  
BEST  
TIME TO INVEST**

**INVEST COAHUILA**





# INDEX

TERRITORY .....	04
POPULATION .....	06
BORDER CROSSINGS .....	08
MAIN INDICATORS .....	11
PUBLIC SAFETY .....	13
ECONOMY .....	14
EMPLOYMENT AND EDUCATION .....	18
MAIN ECONOMIC ACTIVITIES .....	20
INCENTIVES .....	24

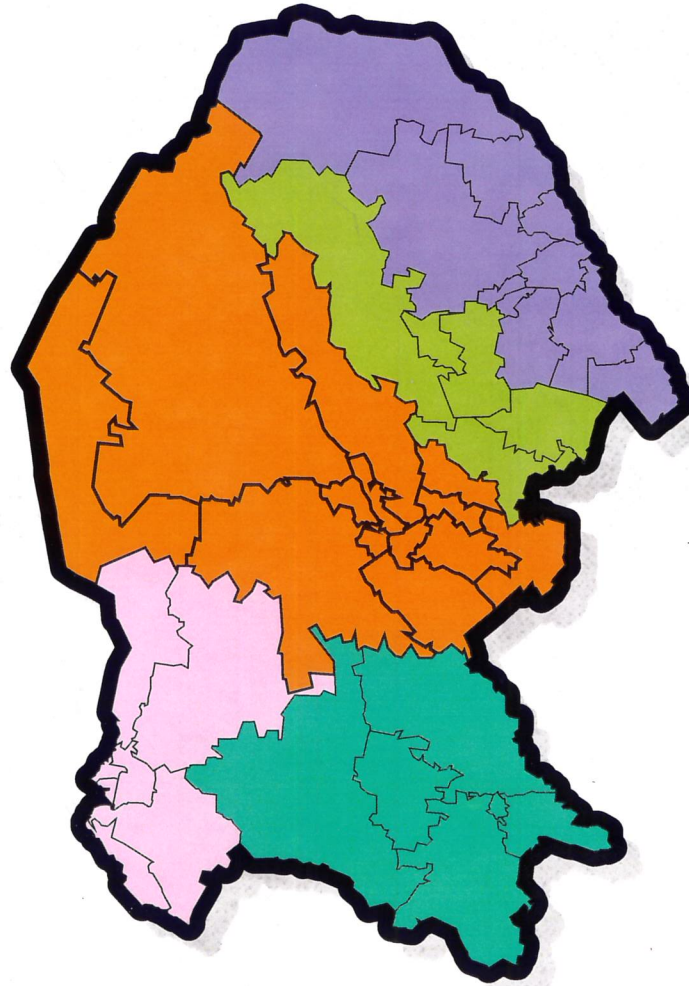
BEST PLACE  
**BEST**  
TIME TO INVEST  
INVEST COAHUILA



# TERRITORY



**TERRITORY**



Coahuila  
shares

**512**

**KM OF  
BORDER**

with the  
United States

**BEST PLACE  
BEST  
TIME TO INVEST**  
**INVEST COAHUILA**



**POPULATION**



# POPULATION

Coahuila is the third largest state in the country, and it is divided into 5 regions.

TOTAL POPULATION

**3,146,771** INHABITANTS

## SOUTHEAST

- 1 Saltillo
- 2 Arteaga
- 3 Ramos Arizpe
- 4 General Cepeda
- 5 Parras de la Fuente

**Total Population: 1,088,149**

## LAGUNA

- 6 Francisco I. Madero
- 7 Matamoros
- 8 Torreon
- 9 San Pedro
- 10 Viesca

**Total Population: 1,555,629**

## CARBON-MINING

- 11 Muzquiz
- 12 San Juan de Sabinas
- 13 Sabinas
- 14 Progreso
- 15 Juarez

**Total Population: 183,521**

## NORTH

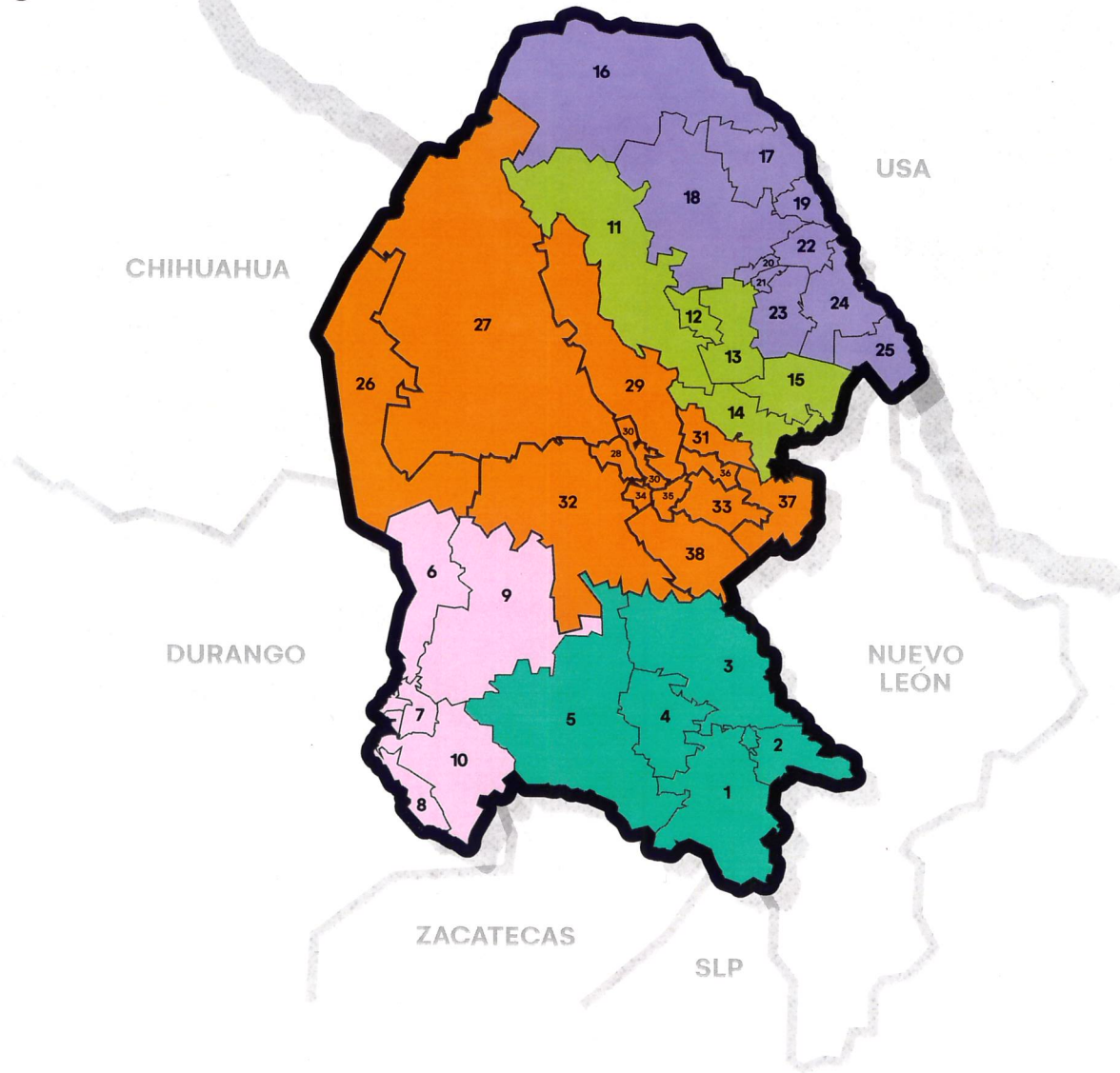
- 16 Acuña
- 17 Jimenez
- 18 Zaragoza
- 19 Piedras Negras
- 20 Morelos
- 21 Allende
- 22 Nava
- 23 Villa Union
- 24 Guerrero
- 25 Hidalgo

**Total Population: 435,701**

## CENTER

- 26 Sierra Mojada
- 27 Ocampo
- 28 Lamadrid
- 29 San Buenaventura
- 30 Nadadores
- 31 Escobedo
- 32 Cuatro Ciénegas
- 33 Monclova
- 34 Sacramento
- 35 Frontera
- 36 Abasolo
- 37 Candela
- 38 Castaños

**Total Population: 419,834**





**BEST PLACE  
BEST  
TIME TO INVEST**  
**INVEST COAHUILA**



# BORDER CROSSINGS



◆◆◆ BEST PLACE BEST TIME TO INVEST ◆◆◆



**BORDER  
CROSSINGS**

**COAHUILA**  
HAS A STRATEGIC  
AND PRIVILEGED  
LOCATION IN THE  
MIDDLE OF NORTH  
MEXICO.



**BEST PLACE  
BEST  
TIME TO INVEST**  
**INVEST COAHUILA**



# MAIN INDICATORS





# MAIN INDICATORS



**3.7%**

**UNEMPLOYMENT  
RATE**

Source: National Employment and Labor  
Survey-Second Quarter of 2023-INEGI



**3RD**

**MOST COMPETITIVE  
STATE IN THE COUNTRY**


Source: IMCO, 2022



**5.3%**

**ANNUAL  
GROWTH**

Source: Quarterly Indicator of State  
Economic Activity, INEGI 2021



# PUBLIC SAFETY

**3<sup>RD</sup>**

**SAFEST STATE  
IN MEXICO**

---

**1<sup>ST</sup>**

**SAFEST BORDER  
STATE IN THE  
COUNTRY  
(PIEDRAS NEGRAS)**

**BEST PLACE  
BEST  
TIME TO INVEST**  
**INVEST COAHUILA**



**ECONOMY**



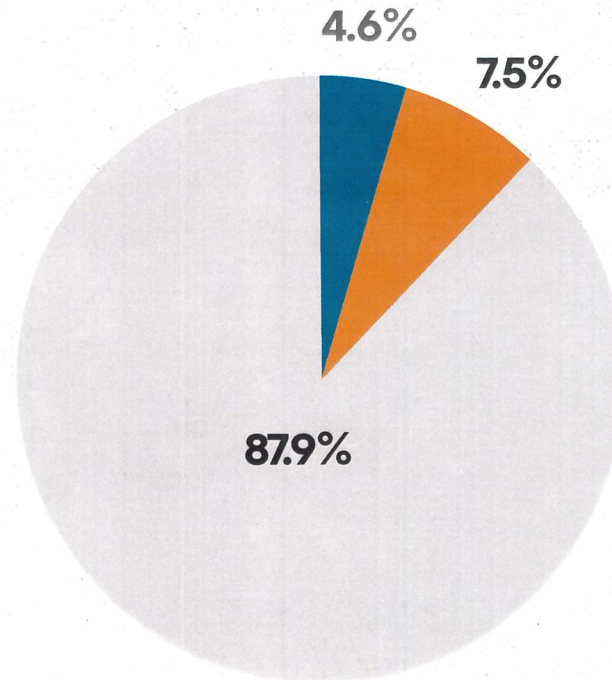


# ECONOMY



**16,230.6**  
MILLIONS OF  
DOLLARS IN EXPORTS

"EXPORTS BY STATES WITH  
HIGHEST PARTICIPATION"  
Source: Quarterly Exports by Federal Entity -  
Second Quarter of 2023" - INEGI



Source: National Accounts, Economic  
Information Bank, INEGI 2021.



THE ECONOMIC  
BASE OF

**COAHUILA**

IS AN INTENSE  
MANUFACTURING.

**FIRST PLACE**

IN VEHICLES  
PRODUCTION.

---

**FIRST PLACE**

IN EXPORTS OF  
TRANSPORTATION  
EQUIPMENT.







**5**  
**OUT OF THE 10**  
**MOST IMPORTANT**  
**EXPORTING**  
**COMPANIES ARE IN**  
**COAHUILA.**

---

**SECOND**  
**PLACE**  
**IN OVERALL EXPORTS.**

**BEST PLACE  
BEST  
TIME TO INVEST**  
**INVEST COAHUILA**



**EMPLOYMENT AND EDUCATION**



◆◆◆ BEST PLACE BEST TIME TO INVEST ◆◆◆



# EMPLOYMENT AND EDUCATION



**30**

**YEARS**  
WITHOUT STRIKES

Source: COPARMEX



**50**


**YEARS**  
IN THE AUTOMOBILE  
INDUSTRY CULTURE



**23,948**

**UNIVERSITY GRADUATES**  
**PER SCHOOL CYCLE**

Source: National Association of Universities and  
Higher Education Institutions 2021



**111**

**UNIVERSITIES AND**  
**TECHNICAL SCHOOLS**

Source: National Association of Universities and  
Higher Education Institutions 2021



**BEST PLACE  
BEST  
TIME TO INVEST  
INVEST COAHUILA**

**MAIN ECONOMIC ACTIVITIES**

◆◆◆ BEST PLACE BEST TIME TO INVEST ◆◆◆

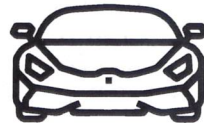


# MAIN ECONOMIC ACTIVITIES




**49.7%**

**BUSINESS AND SERVICES**




**18.4%**

**MANUFACTURING OF VEHICLES AND EQUIPMENT**



**12.6%**

**MANUFACTURING**



**8.6%**

**METALWORKING**



**4.5%**

**FOOD INDUSTRY**



**2.7%**

**AGRICULTURE**



**1.9%**

**MINING**

◆◆◆ BEST PLACE BEST TIME TO INVEST ◆◆◆

# SUCCESS STORIES IN THE STATE



DAIMLER STELLANTIS

SODECIA HSUN MAGNA YURA SANHUA Kimberly-Clark

LALA Wabtec CORPORATION Yanfeng LINAMAR Power to Perform STABILUS GIS

YAZAKI mabe UNISON HENNIGES IKANO Industry EASYWAY PRODUCTS CO.

PALLISER ISRI ISRINGHAUSEN CATERPILLAR Trinity Industries, Inc. CooperStandard

TURCK MAHLE CONE Whirlpool PARKWAY TITANX

HIGUCHI LA Z BOY NORDYNE ALFAGOMMA Platinum Tool de México

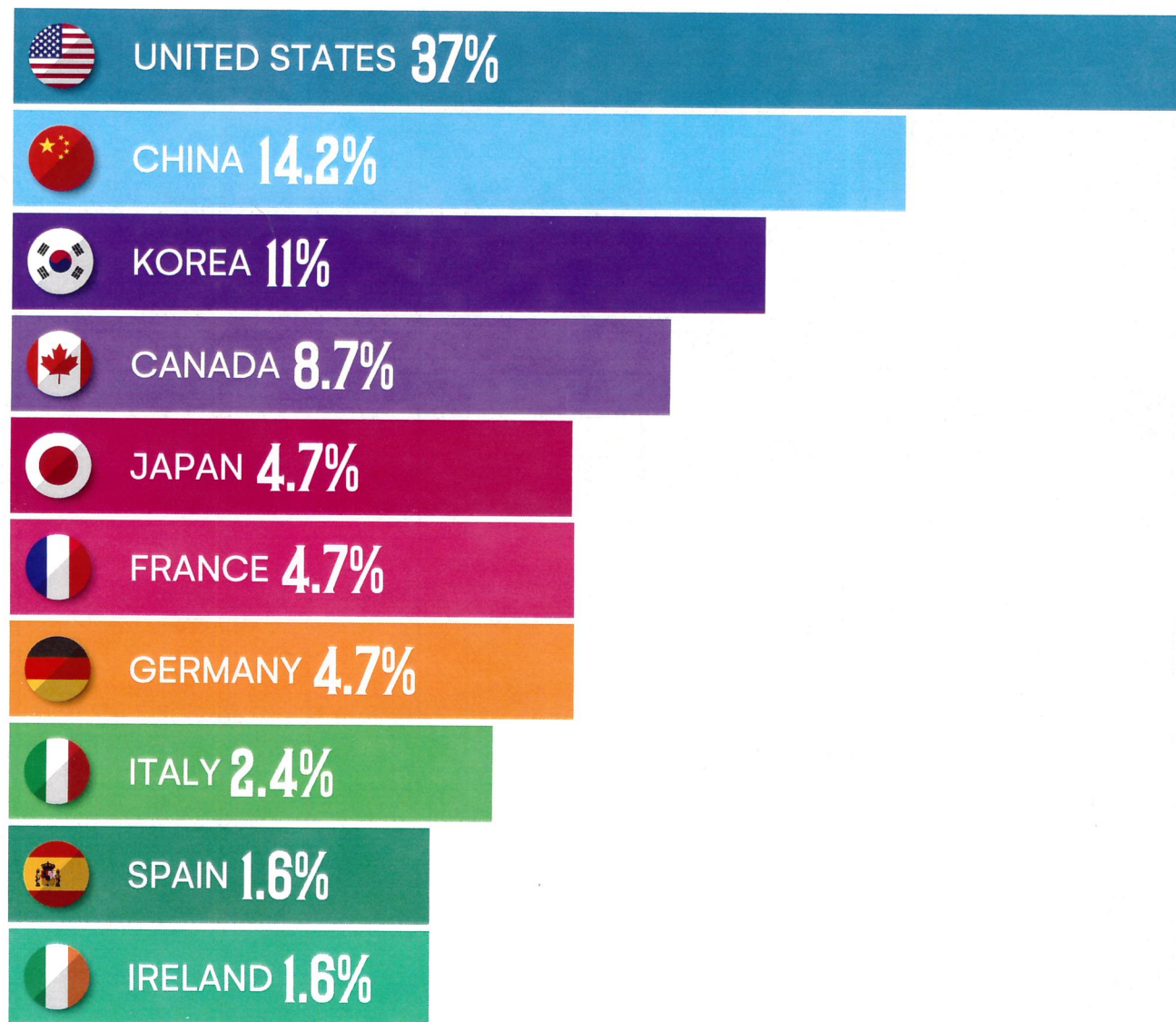
KONE Stoneridge Milwaukee AEES enabling power EMERSON Industrial Automation VUTEQ INDUSTRIES MEXICO ALCOA

AHMSA TOYOTA BOSHOKU GO COPPER TUPY JOHN DEERE Constellation Brands GIMSA ZF SACHS

BMTS TECHNOLOGY MARELLI FREIGHTCAR AMERICA SAMSUNG PENOLAS UFI FILTERS MICARE HYOSUNG

◆◆◆ BEST PLACE BEST TIME TO INVEST ◆◆◆

WE ALSO COUNT WITH INVESTMENTS WITH ORIGIN FROM PORTUGAL, SWEDEN, BRAZIL, DENMARK, ENGLAND, POLAND, SINGAPORE, TURKEY.



Source: source of investments, SEC

**COAHUILA LOOKS TOWARDS THE FUTURE AND HAS A HIGH INTEREST IN HITECH PROYECTS, OFFERING INCENTIVE PACKAGES ON THE FOLLOWING:**

## STATE

- ◆ Payroll Tax
- ◆ Public Registry
- ◆ Recruitment
- ◆ Land

## CITY

- ◆ Property Tax
- ◆ Property Purchase Tax
- ◆ Land Use Permit
- ◆ Operating Permit
- ◆ Construction permit
- ◆ Ecology permit
- ◆ Civil Safety permit
- ◆ Study of drainage feasibility
- ◆ Study of energy feasibility
- ◆ Support for recruitment

## OUR COMMITMENT

- ◆ In the next **6 YEARS OF GOVERNMENT**, you will always have a governor who will accompany and assist you.
- ◆ **30 INDUSTRIAL PARKS** with land, water, and electricity.
- ◆ **QUALITY OF LIFE**



BEST PLACE  
**BEST**  
TIME TO INVEST

**INVEST COAHUILA**



**BEST PLACE  
BEST  
TIME TO INVEST**

**INVEST COAHUILA**

