

www.pwc.com

Export-Import analysis of Indian auto-component industry

View: 5M-FY 21

Prepared for ACMA

*Strictly private
and confidential*

October 2020



pwc

Contents

Executive Summary FY-20	3
Executive Summary 5M:FY-21	10
Chapter wise detailed analysis	18
1 Chapter 40	19
2 Chapter 73	20
3 Chapter 84	21
4 Chapter 85	22
5 Chapter 87	23
6 Chapter 90	24
7 Chapter 70,72,68,83,91 & 94	25

***To navigate this report on-screen
(in pdf format)***

From any page – click on the section title in the header navigation bar

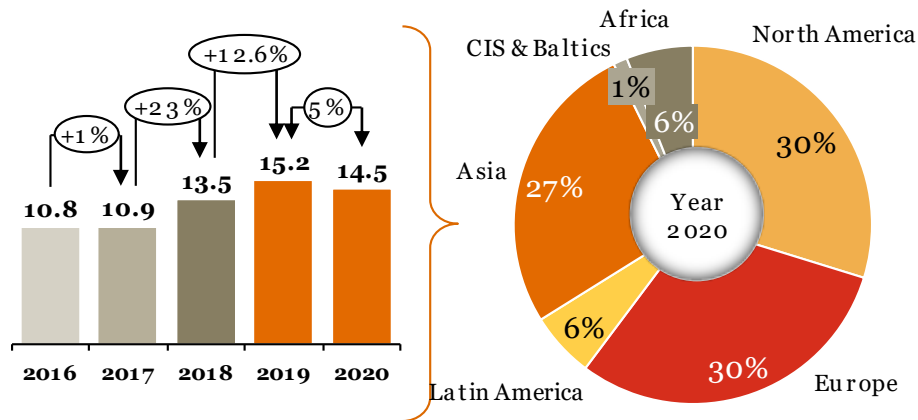
From this Contents page – click on the title of the section or sub-section

From the contents listing on any section divider – click on the title of the sub-section

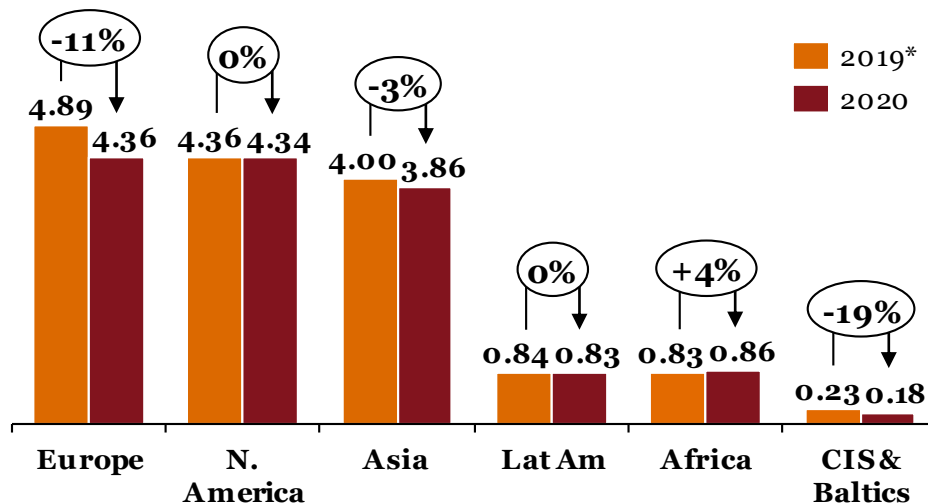
Executive Summary FY-20

Overview of “Exports” for Indian auto component industry in FY 20

Total Exports \$ Bn

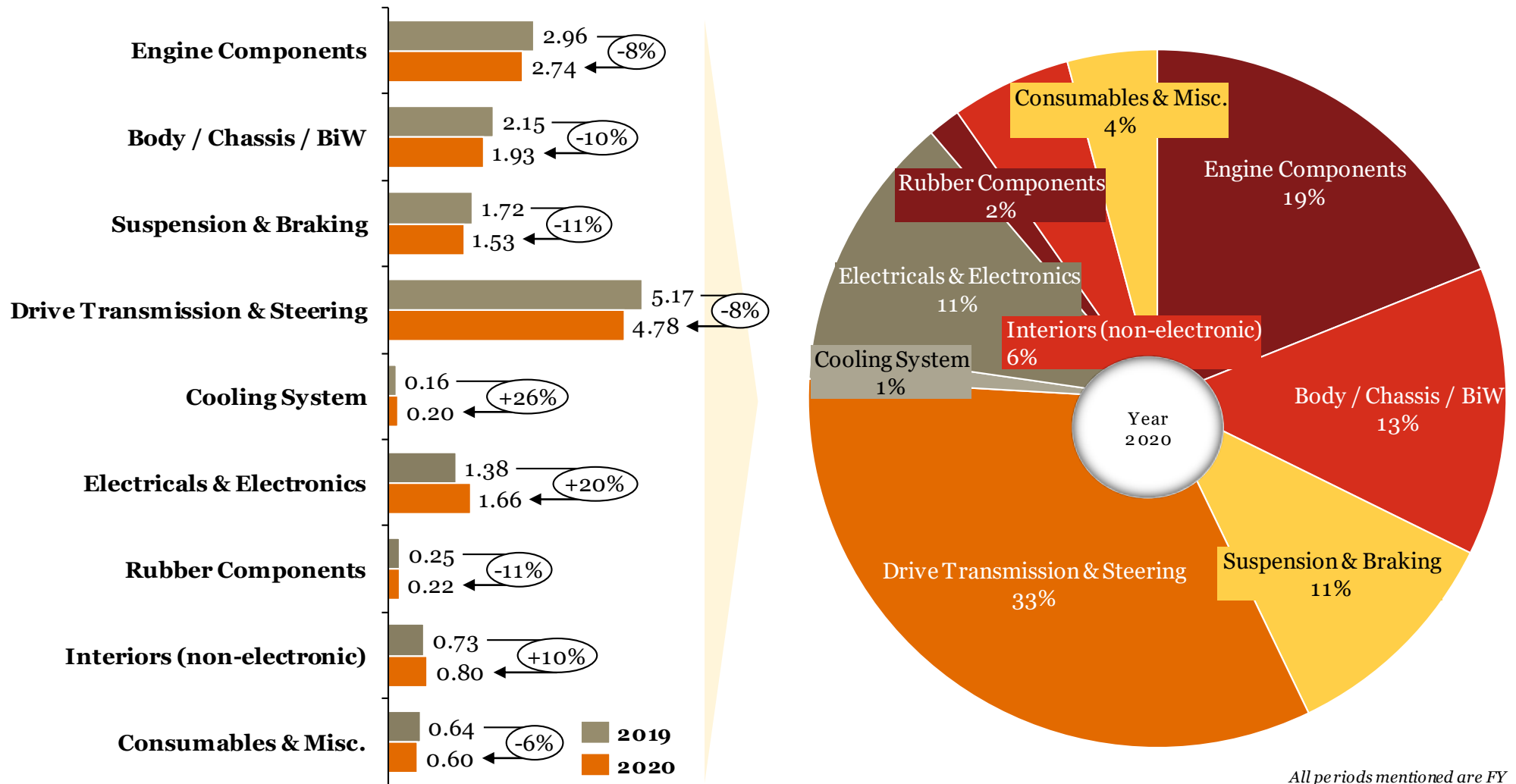


- Europe, the biggest market, saw a substantial fall in numbers, whereas North America and Asia remained stable in a challenging year for the auto industry.
- ‘Drive Transmission & Steering’, alongside ‘Engine’, remain the 2 dominant segments, accounting for 53% of exports. ‘Electricals & Electronics’ delivered strong growth, as the EV revolution continues to gather pace.
- The trade deficit in the auto sector declined, in line with other major Indian industries, as auto sales struggled domestically.



All periods mentioned are FY
*For 219 HS codes

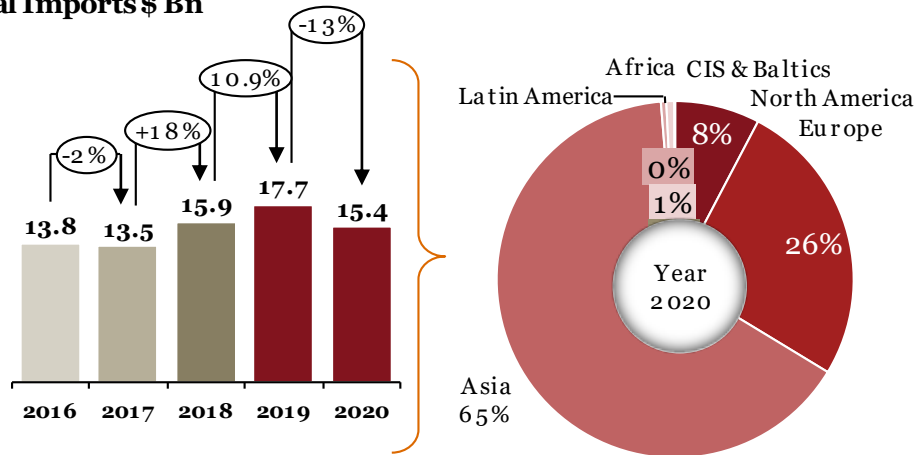
Segmentation by product type: Exports (FY-o-FY)



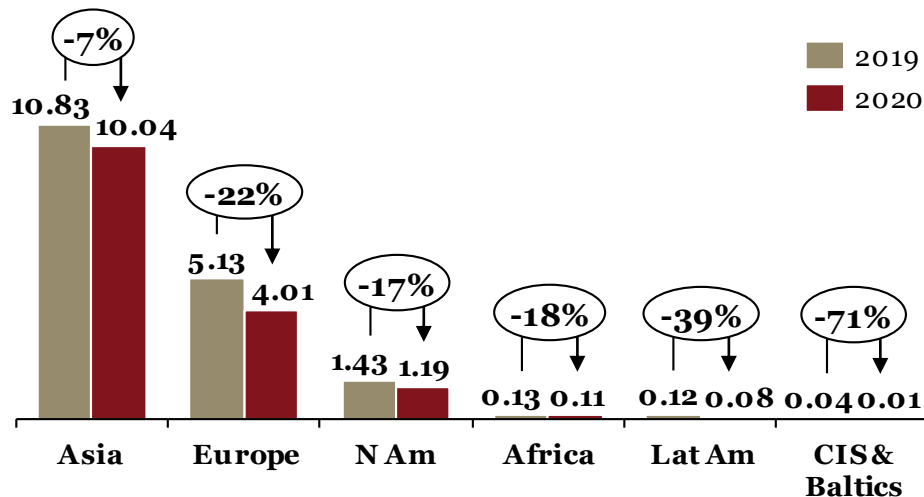
All periods mentioned are FY
*For 219 HS codes

Overview of “Imports” for Indian auto component industry in FY 20

Total Imports \$ Bn

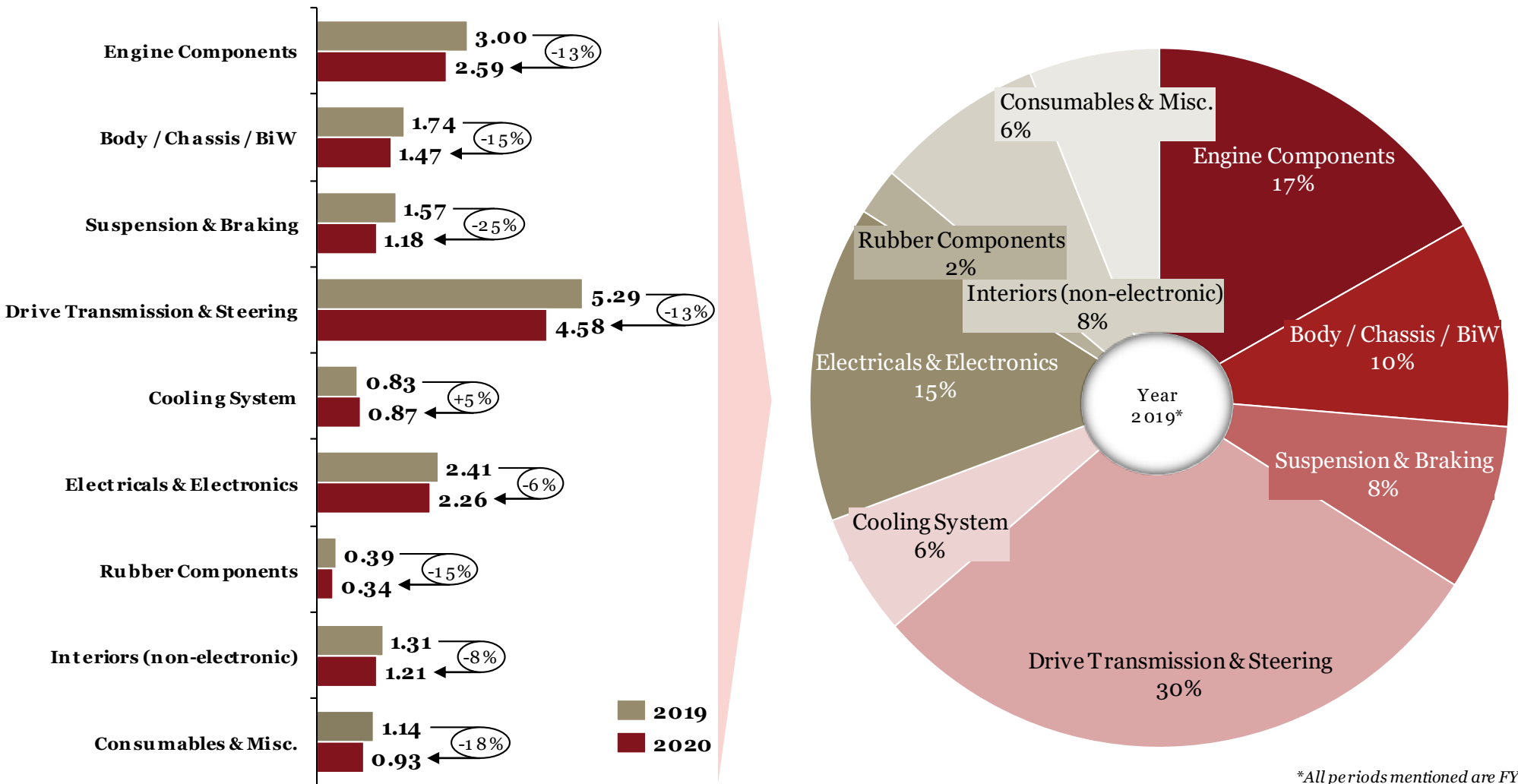


- FY20 saw a marked decrease in auto component imports into India, as slowing domestic sales, protectionist domestic policies and the COVID-19 pandemic reduced domestic demand for foreign components.
- ‘**Electricals and Electronics**’ now comprise 15% of all components imported into India.
- In a year where imports have fallen greatly, South Korea and Belgium saw double digit growth in products shipped to India
- The **Asian** market, which saw the smallest decline in FY20 amongst all regions, now constitutes 65% of auto imports



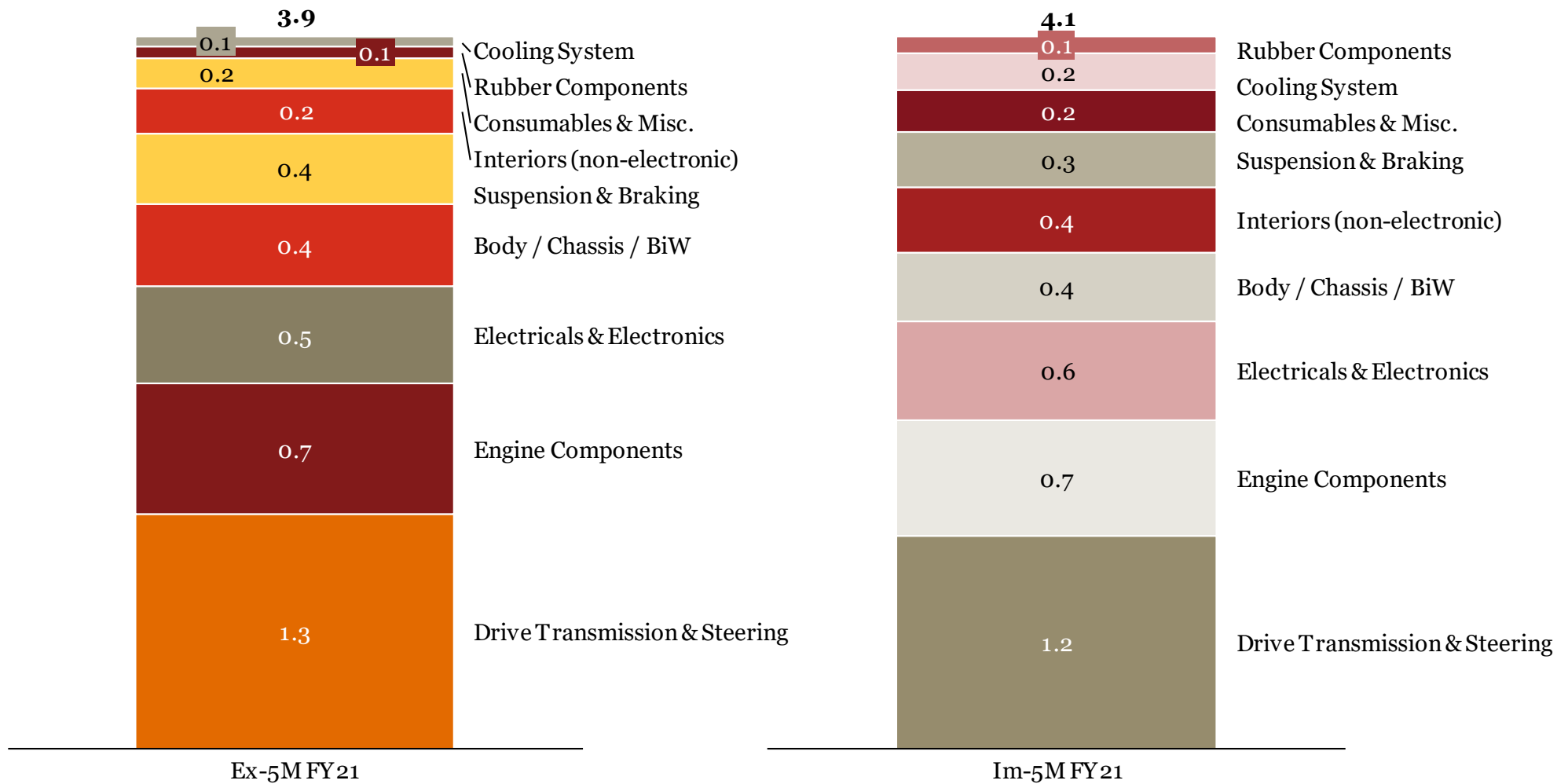
*All periods mentioned are FY
*For 219 HS codes

Segmentation by product type: Imports (FY-o-FY)



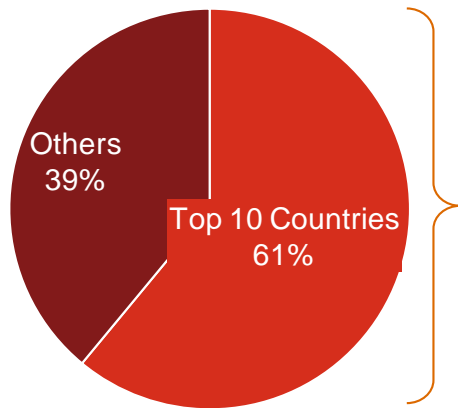
*All periods mentioned are FY
*For 219 HS codes

Segmentation by product type: Exports and Imports (Q-o-Q)



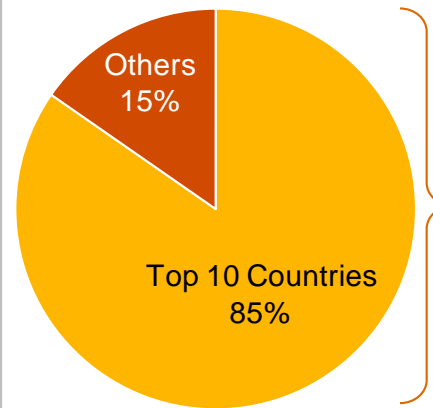
Key highlights of “Exports” & “Imports” in FY 20

Exports - Top Countries (\$ Mn), 2020*

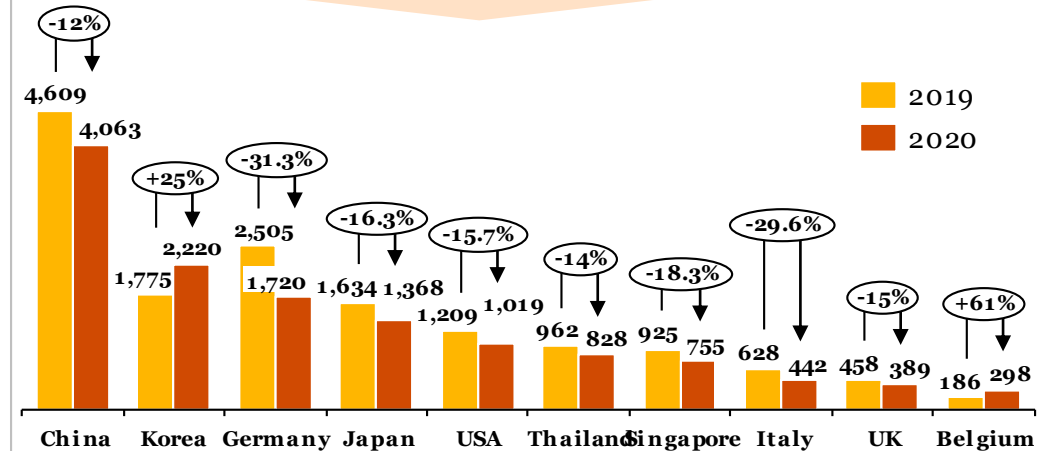
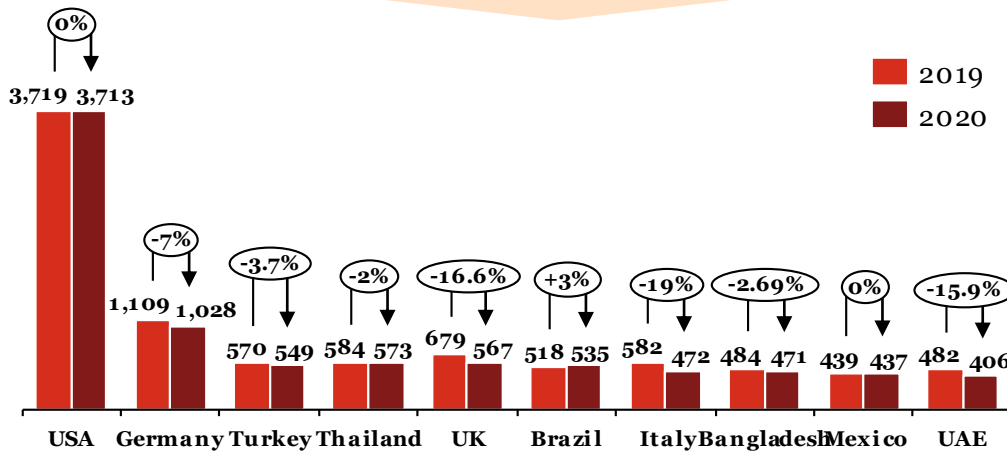


Top 10 Countries	Share of Ex-FY20
USA	26%
Germany	7%
Turkey	4%
Thailand	4%
UK	4%
Brazil	4%
Italy	3%
Bangladesh	3%
Mexico	3%
UAE	3%

Imports - Top Countries (\$ Mn), 2020*



Top 10 Countries	Share of Im-FY20
China	26%
Korea	14%
Germany	11%
Japan	9%
USA	7%
Thailand	5%
Singapore	5%
Italy	3%
UK	3%
Belgium	2%

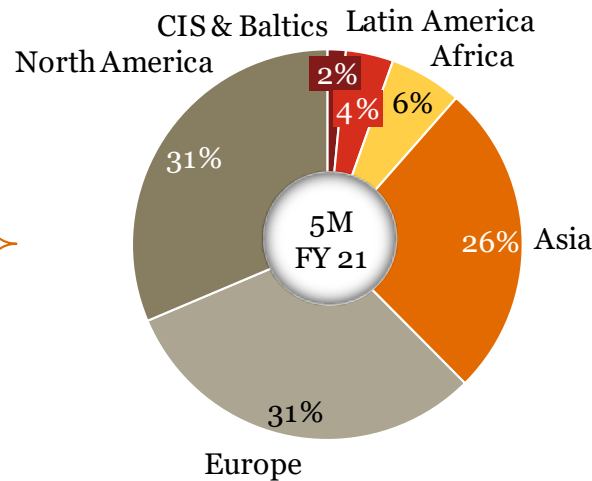
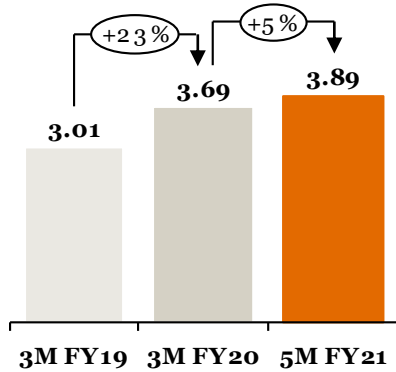


*For 219 HS codes; All periods mentioned are FY

Executive Summary 5M:FY-21

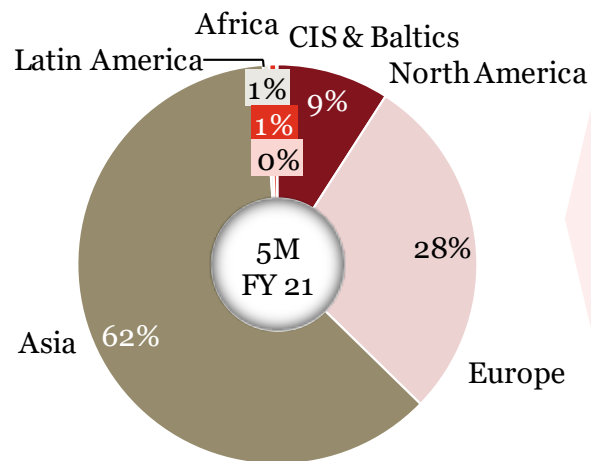
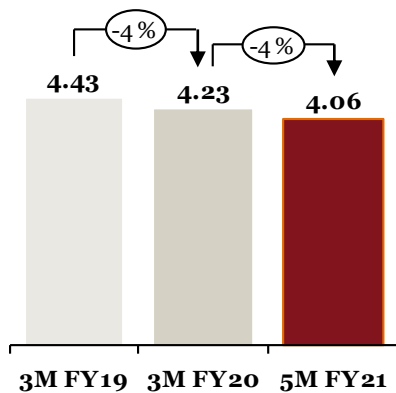
5M-FY 21 : Summary of 5M performance y-o-y for “Exports” and “Imports”

Exports (\$ Bn)



- The **United States, German** and **Chinese** markets showed the strongest resilience in 5M FY 21, compared to FY 20
- Asia, Europe and North America account for ~88% of the overall exports
- MEIS subsidy capped at Rs 2 Cr

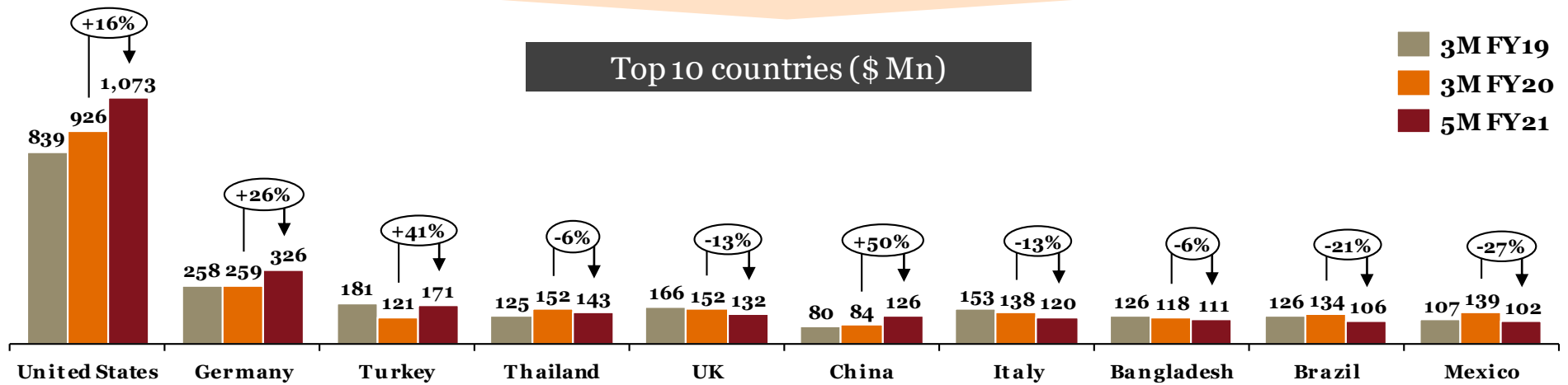
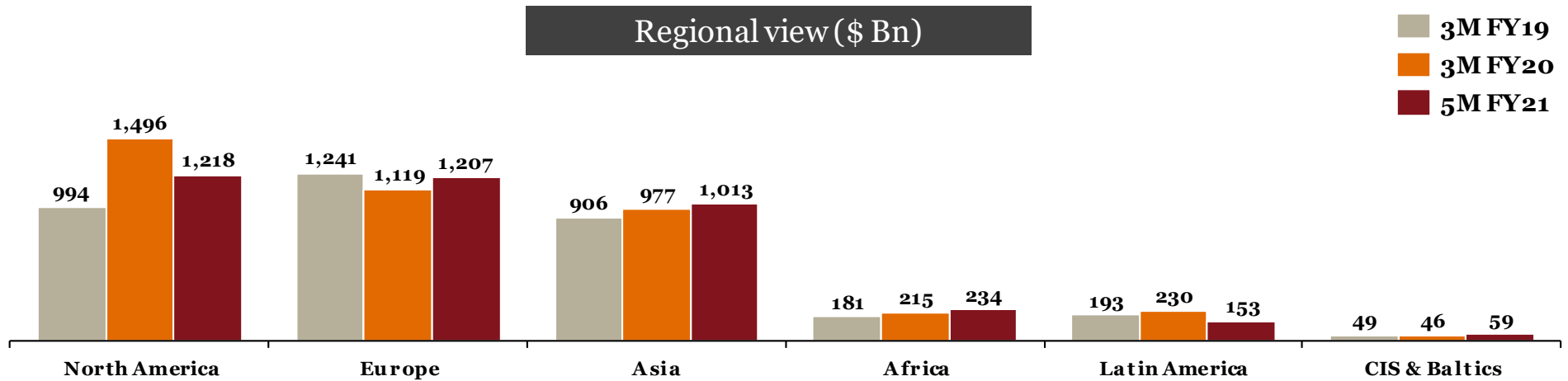
Imports (\$ Bn)



- Imports have been hit by the COVID-19 lockdown, which has reduced production capacity and retail demand significantly.
- 90% of imports come from Asia and Europe, with China, Germany and Korea the main exporters to India

*For 219 HS codes

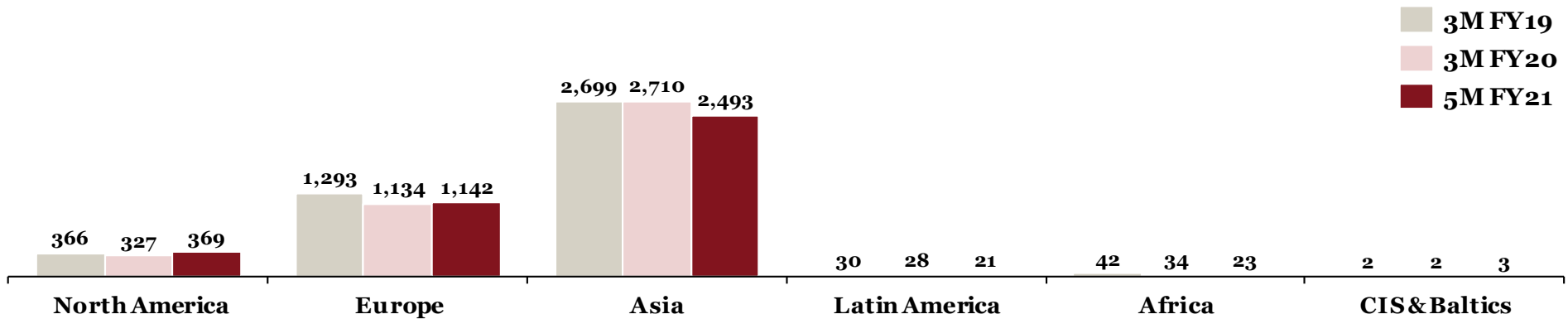
3M-FY 19 vs. 3M-FY 20 vs. 5M-FY 21 Exports



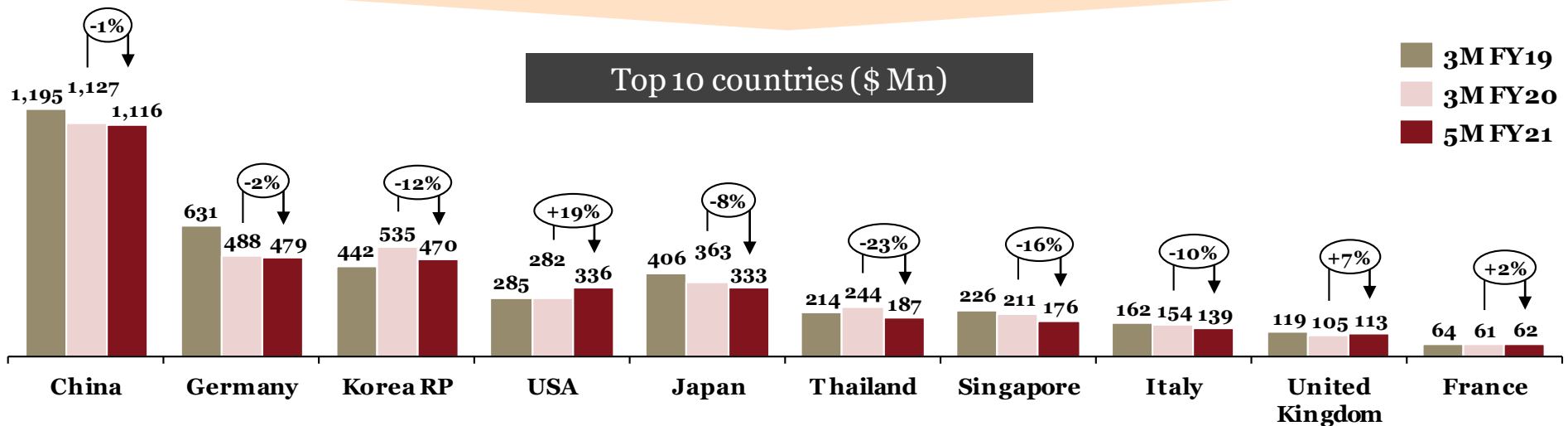
*For 219 HS codes

3M-FY 19 vs. 3M-FY 20 vs. 5M-FY 21 Imports

Regional view (\$ Bn)

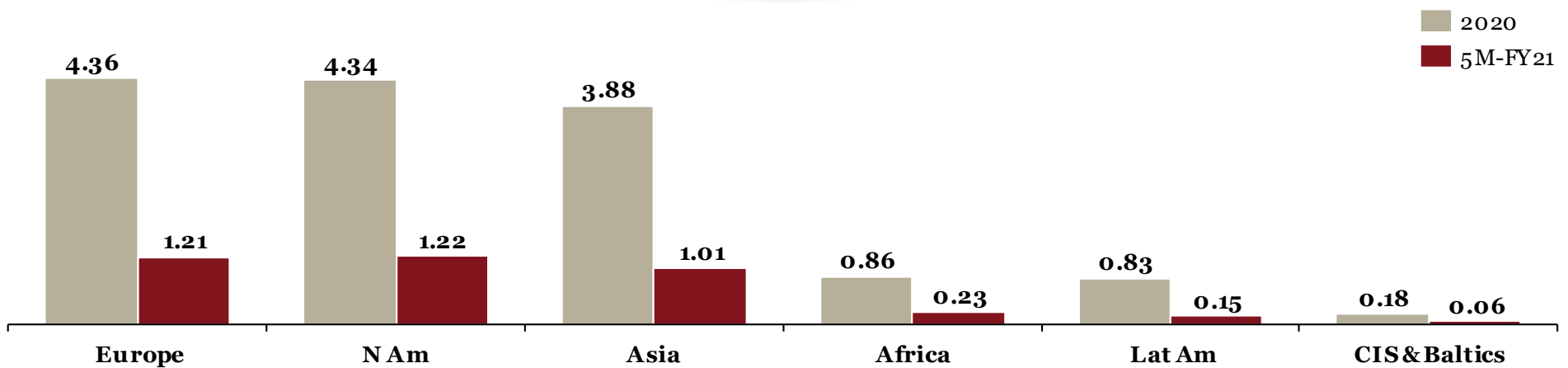
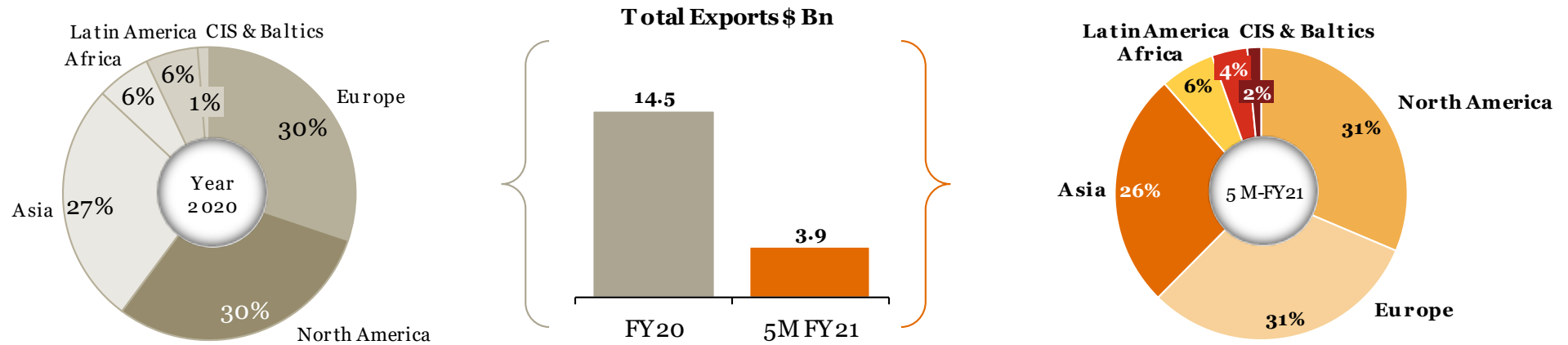


Top 10 countries (\$ Mn)



*For 219 HS codes

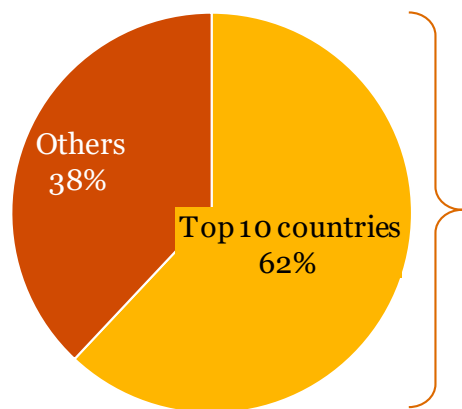
Overview of “Exports” for Indian auto component industry in 5M-FY 21



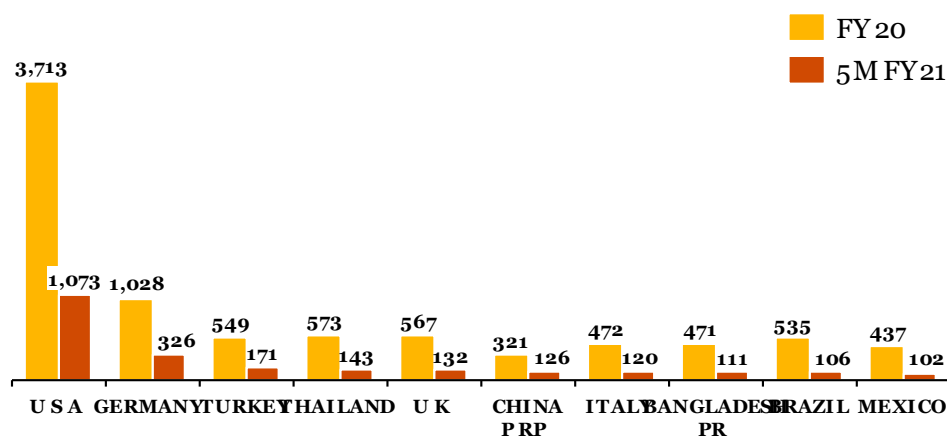
For 219 HS codes

Key highlights of “Exports” in 5M-FY 21

Top Countries (\$ Mn), 5M-FY 21



Top 10 Countries	Share of Ex 5M-FY 21
U S A	28%
GERMANY	8%
TURKEY	4%
THAILAND	4%
U K	3%
CHINA P RP	3%
ITALY	3%
BANGLADESH PR	3%
BRAZIL	3%
MEXICO	3%

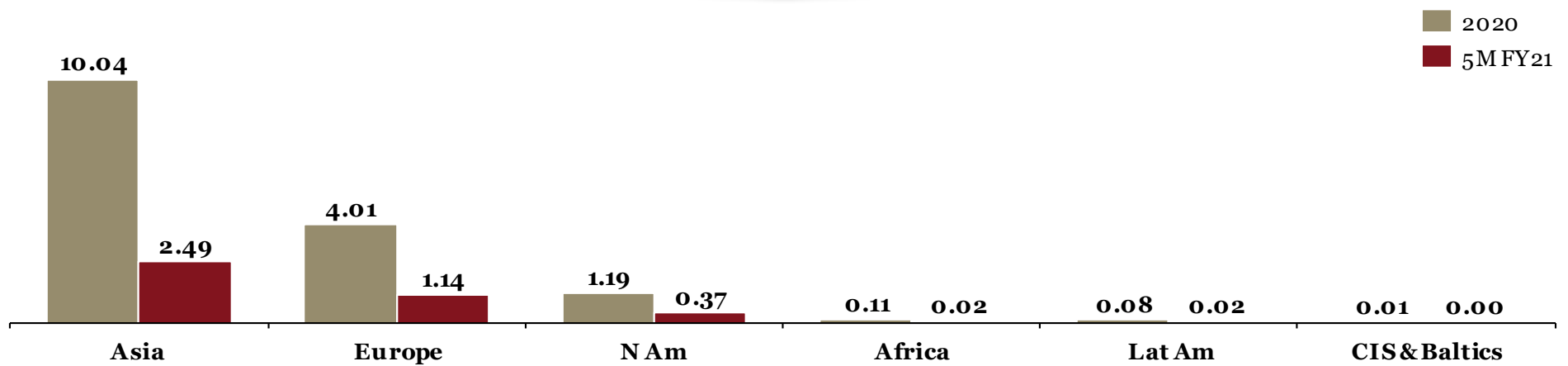
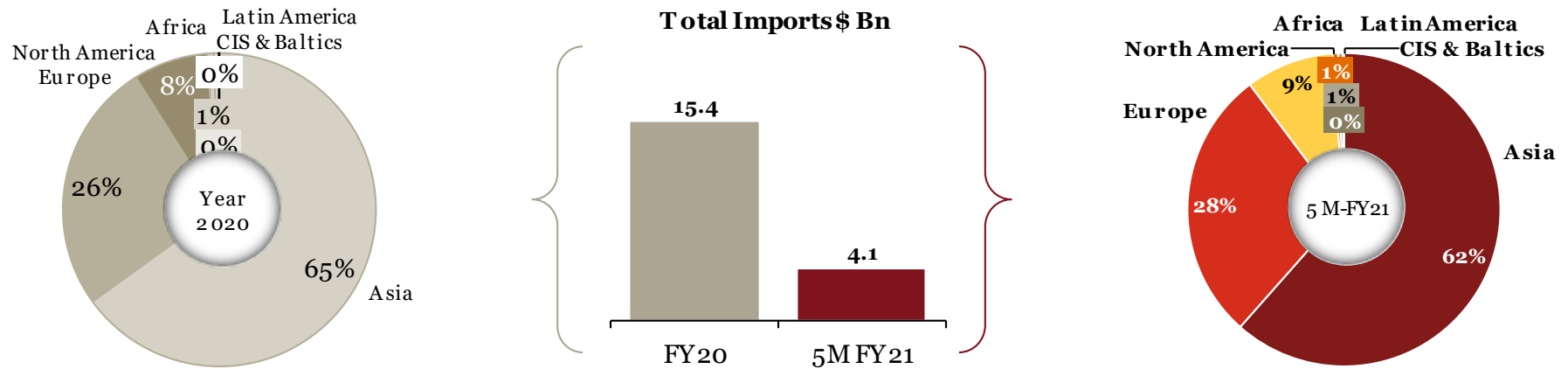


Top HS codes (\$ Mn), 5M-FY 21

HS Code	Country	Value \$ Mn	Description
87089900	U S A	156.46	Other: Motor vehicle parts (Reservoir for Hydraulic Power Steering Systems+Steering Gear Systems and Parts)
	VIETNAM SOC REP	50.1	
	TURKEY	43.78	
85030090	U S A	142.48	Other
	SOUTH AFRICA	10.91	
	GERMANY	9.55	
84834000	U S A	94.06	Gears and gearing, other than toothed wheels, chain sprockets and other transmission elements presented separately; ball or roller screws; gear boxes and other speed changers, including torque converters
	CHINA P RP	11.42	
	ITALY	8.71	
73269099	U S A	79.82	All Other Articles Of Iron/Steel Nes Forged or stamped but not further worked
	GERMANY	11.78	
	THAILAND	9.59	
87083000	U S A	63.15	Brakes and servo-brakes; parts thereof
	GERMANY	11.32	
	U K	7.73	
84082020	THAILAND	48.64	Engines of cylinder capacity exceeding 250 cc
	TURKEY	4.97	
	BRAZIL	1.58	
87085000	U S A	39.17	Drive-axles with differential, whether or not provided with other transmission components, non-driving axles; parts thereof
	TURKEY	9.12	
	ITALY	6.6	
87141090	BANGLADESH PR	41.49	Other
	INDONESIA	6.43	
	BRAZIL	5.67	
84099990	U S A	31.11	Other parts of diesel engine: Other
	U K	11.97	
	ITALY	5.55	
84139190	U S A	30.23	Others (Parts of Steering Pump Assembly
	GERMANY	10.36	
	U ARAB EMTS	3.09	

For 219 HS codes

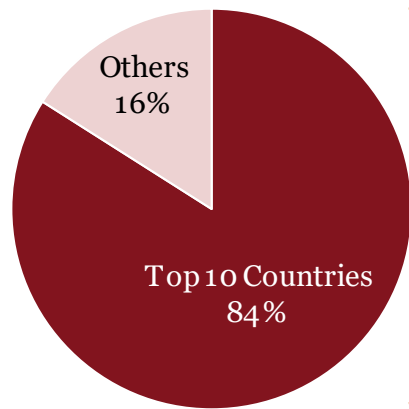
Overview of “Imports” for Indian auto component industry in 5M-FY 21



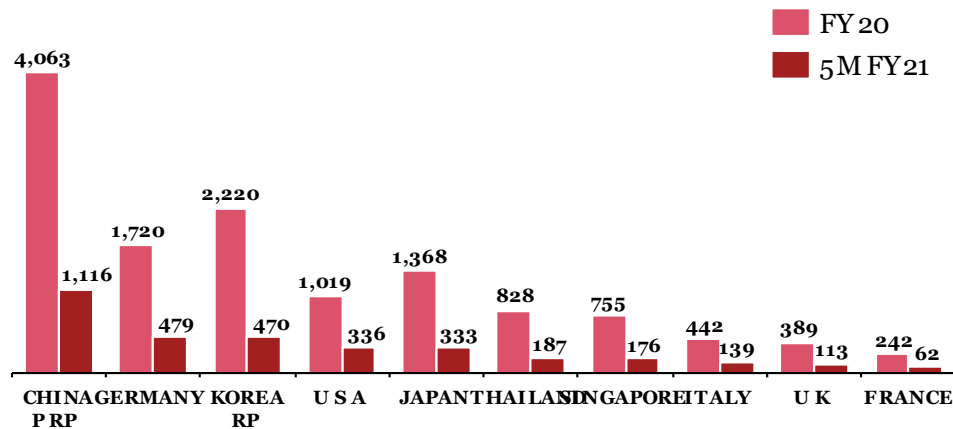
For 219 HS codes

Key highlights of “Imports” in 5M-FY 21

Top Countries (\$ Mn), 5M-FY 20



Top 10 Countries	Share of Im 5M-FY21
CHINA P RP	28%
GERMANY	12%
KOREA RP	12%
U S A	8%
JAPAN	8%
THAILAND	5%
SINGAPORE	4%
ITALY	3%
U K	3%
FRANCE	2%



Top HS codes (\$ Mn), 5M-FY 20

HS Code	Country	Value \$ Mn	Description
87089900	CHINA P RP	96.13	Other: Motor vehicle parts (Reservoir for Hydraulic Power Steering Systems+Steering Gear Systems and Parts)
	KOREA RP	61.16	
	GERMANY	57.09	
87084000	KOREA RP	60.81	Gear boxes and parts thereof
	JAPAN	44.28	
	U S A	32.47	
84219900	CHINA P RP	53.31	Other: Parts of Machinery and apparatus for filtering
	U S A	21.79	
	GERMANY	20.94	
87141090	CHINA P RP	77.45	Other
	JAPAN	4.18	
	THAILAND	3.31	
87082900	KOREA RP	41.96	Other parts and accessories of bodies (including cabs) :Other
	CHINA P RP	22.07	
	GERMANY	20.36	
85030090	CHINA P RP	54.98	Other
	SPAIN	17.36	
	GERMANY	8.65	
84148011	CHINA P RP	50.27	Of a kind used in air-conditioning equipment
	U S A	13.14	
	KOREA RP	12.64	
84159000	CHINA P RP	49.31	Parts-air conditioning machines
	THAILAND	13.75	
	JAPAN	8.66	
84314990	CHINA P RP	44.46	Other : Wheels and Components for Construction and Earthmoving Equipments
	KOREA RP	14.82	
	SINGAPORE	8.06	
73269099	CHINA P RP	35.14	All Other Articles Of Iron/Steel Nes Forged or stamped but not further worked
	U S A	17.89	
	KOREA RP	14.09	

For 219 HS codes

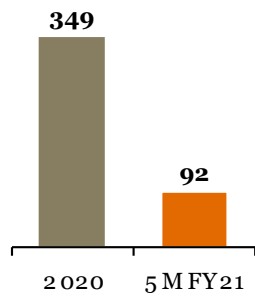
Chapter wise detailed analysis

Chapter wise detailed analysis		18
1	Chapter 40	19
2	Chapter 73	20
3	Chapter 84	21
4	Chapter 85	22
5	Chapter 87	23
6	Chapter 90	24
7	Chapter 70,72,68,83,91 & 94	25

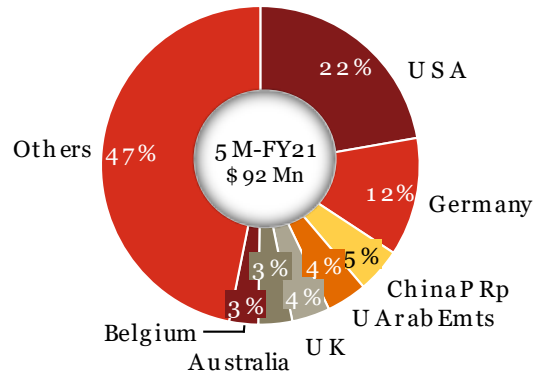
Chapter 40

Rubber and articles

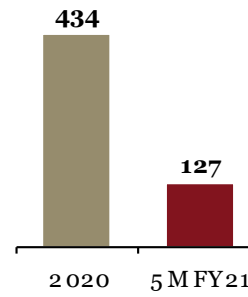
Exports (\$ Mn)



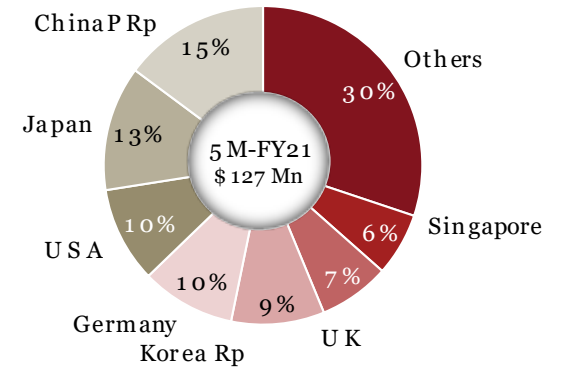
Exports-Top Countries (\$ Mn, %)



Imports (\$ Mn)



Imports-Top Countries (\$ Mn, %)



Top 3 Export Items

HS Codes	Description	Value (\$ Mn)	Country	Value (\$ Mn)
40092100	Reinforced or otherwise combined only with metal: without fittings	14	USA	3
			China P Rp	2
			Belgium	2
40093100	Tubes, Pipes and hoses of vulcanised rubber other than hard rubber: Without fitting	10	USA	5
			Germany	1
			UK	0.49
40169990	Others : Arcticles of Vulcanized Rubber other than hard rubber	38	USA	8
			Germany	6
			Australia	2

Top 3 Import Items

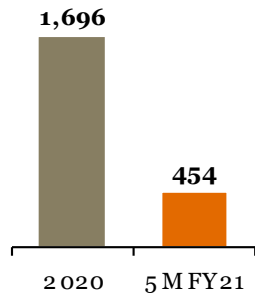
HS Codes	Description	Value (\$ Mn)	Country	Value (\$ Mn)
40169990	Others : Arcticles of Vulcanized Rubber other than hard rubber	42	China P Rp	7
			Japan	5
			Korea Rp	4
40169330	Rubber seals (Oil seals and the like)	22	Germany	3
			Japan	4
			Korea Rp	3
40169320	Rubber rings (O-ring)	15	Germany	2
			Japan	3
			USA	2

For 219 HS codes

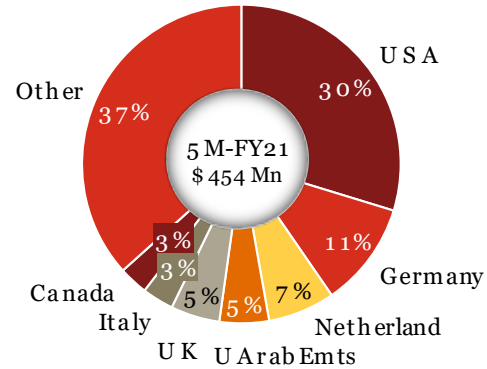
Chapter 73

Articles of iron or steel

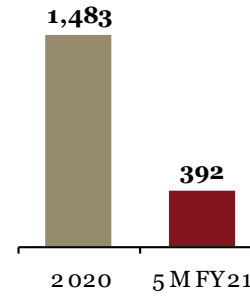
Exports (\$ Mn)



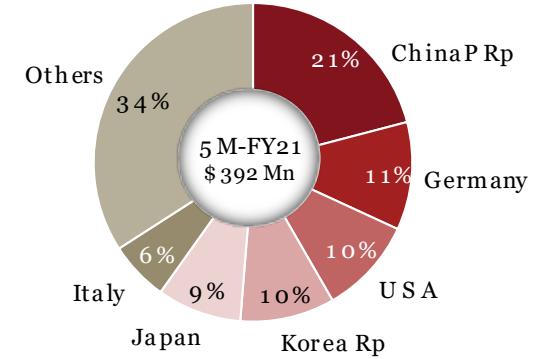
Exports-Top Countries (\$ Mn, %)



Imports (\$ Mn)



Imports-Top Countries (\$ Mn, %)



Top 3 Export Items

HS Codes	Description	Value (\$ Mn)	Country	Value (\$ Mn)
73072100	Other, of stainless steel : Flanges	47	USA	9
			Netherland	8
			Germany	6
73181500	Threaded articles : Other screws and bolts, whether or not with their nuts or washers	79	Germany	12
			Netherland	11
			USA	10
73269099	All Other Articles Of Iron/Steel Nes Forged or stamped but not further worked	192	USA	80
			Germany	12
			Thailand	10

Top 3 Import Items

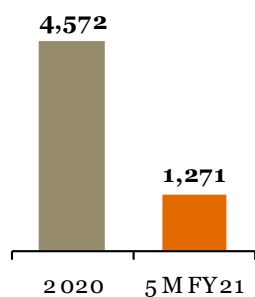
HS Codes	Description	Value (\$ Mn)	Country	Value (\$ Mn)
73269099	All Other Articles Of Iron /Steel Nes Forged or stamped but not further worked	170	China P Rp	35
			USA	18
			Korea Rp	14
73181500	Threaded articles : Other screws and bolts, whether or not with their nuts or washers	84	China P Rp	18
			Korea Rp	12
			Germany	9
73182990	Other	24	China P Rp	4
			Germany	4
			Japan	3

For 219 HS codes

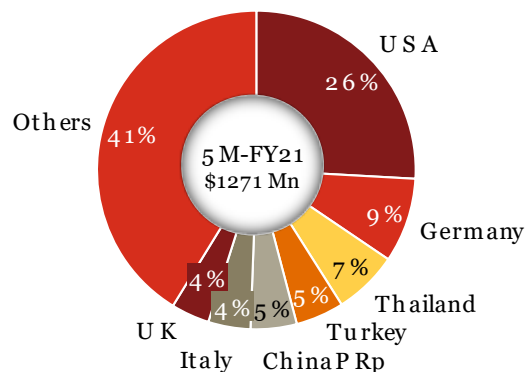
Chapter 84

Machinery and mechanical appliances, electrical equipment, sound recorders and reproducers, television image and sound recorders. and reproducers, and parts

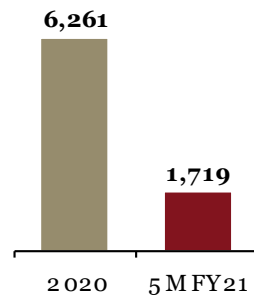
Exports (\$ Mn)



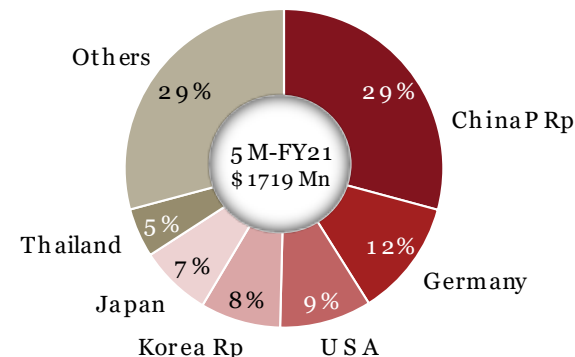
Exports-Top Countries (\$ Mn, %)



Imports (\$ Mn)



Imports-Top Countries (\$ Mn, %)



Top 3 Export Items

HS Codes	Description	Total Value	Country	Value
84099990	Other parts of diesel engine: Other	87	USA	31
			UK	12
			Italy	6
84139190	Others (Parts of Steering Pump Assembly)	76	USA	30
			Germany	10
			U Arab Em ts	3
			China P Rp	11
84834000	Gears and gearing, other than toothed wheels, chain sprockets and other transmission elements presented separately; ball or roller screws; gear boxes and other speed changers, including torque converters	160	USA	94
			China P Rp	11
			Italy	9

Top 3 Import Items

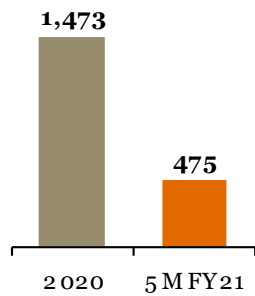
HS Codes	Description	Value (\$ Mn)	Country	Value (\$ Mn)
84219900	Other: Parts of Machinery and apparatus for filtering	160	China P Rp	53
			Germany	21
			USA	22
84314990	Other : Wheels and Components for Construction and Earthmoving Equipments	107	China P Rp	44
			Korea Rp	15
			Singapore	8
84834000	Gears and gearing, other than toothed wheels, chain sprockets and other transmission elements presented separately; ball or roller screws; gear boxes and other speed changers, including torque converters	98	China P Rp	39
			Germany	17
			Italy	7

For 219 HS codes

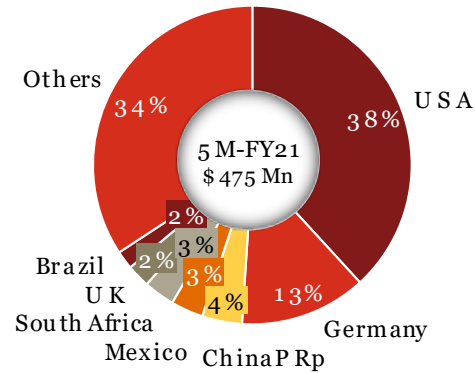
Chapter 85

Electrical machinery and equipment and parts thereof

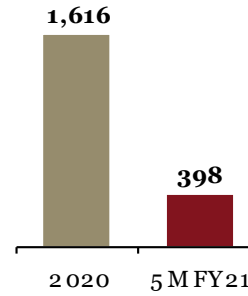
Exports (\$ Mn)



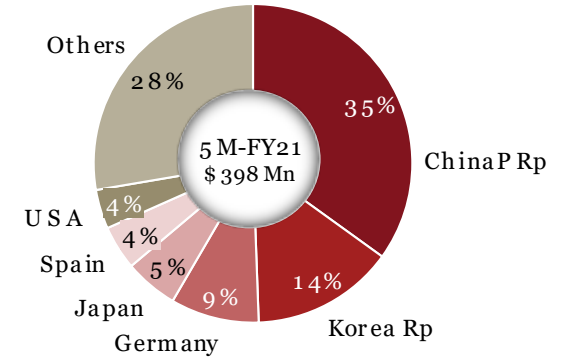
Exports-Top Countries (\$ Mn, %)



Imports (\$ Mn)



Imports-Top Countries (\$ Mn, %)



Top 3 Export Items

HS Codes	Description	Total Value	Country	Value
85 030090	Other	227	USA	142
			South Africa	11
			Germany	10
85119000	Parts	36	Germany	22
			USA	3
			Mexico	3
85443000	Ignition wiring sets and other wiring sets of a kind used in vehicles, aircraft or ships	50	USA	10
			UK	7
			France	4

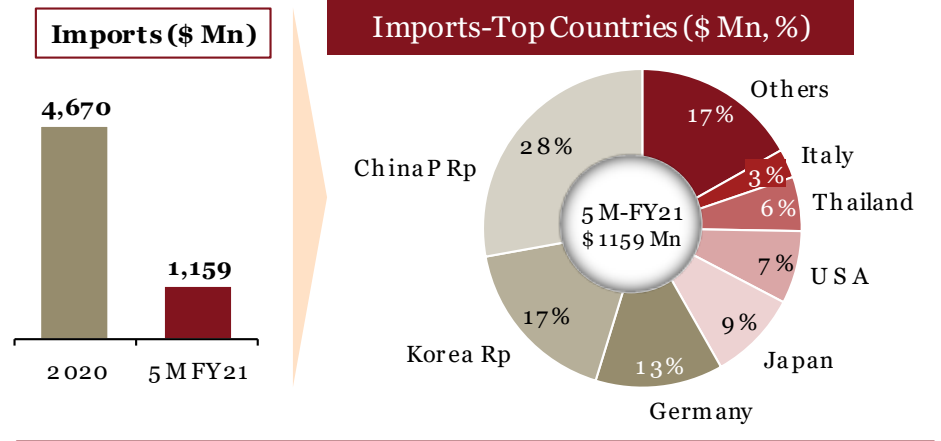
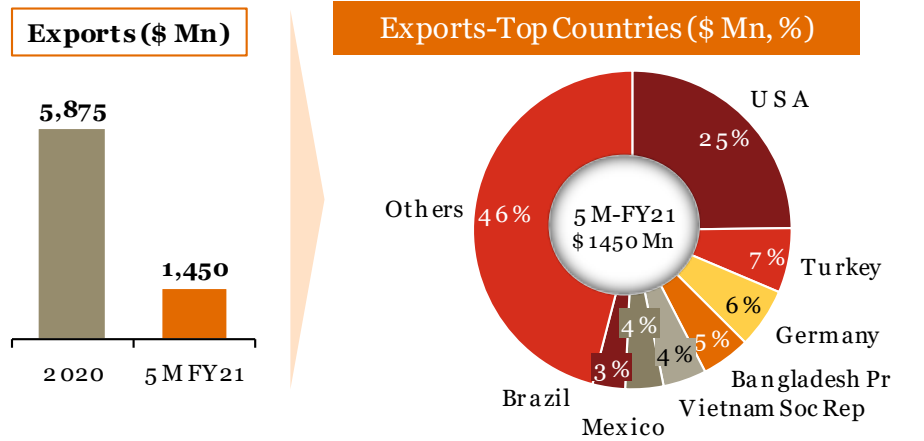
Top 3 Import Items

HS Codes	Description	Value (\$ Mn)	Country	Value (\$ Mn)
85 030090	Other	112	China P Rp	55
			Spain	17
			Germany	9
85129000	Parts	42	China P Rp	19
			Korea Rp	9
			Japan	4
85 013119	DC motors :Other	35	China P Rp	18
			Japan	4
			Germany	2

For 219 HS codes

Chapter 87

Vehicles other than railway or tramway rolling - stock, and parts and accessories



Top 3 Export Items

HS Codes	Description	Value (\$ Mn)	Country	Value (\$ Mn)
87083000	Brakes and servo-brakes; parts thereof	130	USA	63
			Germany	11
			UK	8
87084000	Gear boxes and parts thereof	108	USA	16
			Turkey	13
			Spain	12
87089900	Other: Motor vehicle parts (Reservoir for Hydraulic Power Steering Systems+Steering Gear Systems and Parts)	621	USA	156
			Vietnam Soc Rep	50
			Turkey	44

Top 3 Import Items

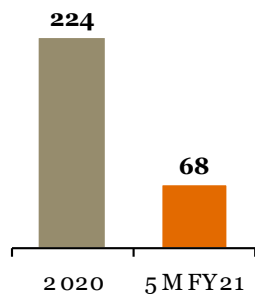
HS Codes	Description	Value (\$ Mn)	Country	Value (\$ Mn)
87089900	Other: Motor vehicle parts (Reservoir for Hydraulic Power Steering Systems+Steering Gear Systems and Parts)	369	China P Rp	96
			Korea Rp	61
			Germany	57
87084000	Gear boxes and parts thereof	234	Korea Rp	61
			Japan	44
			USA	32
87082900	Other parts and accessories of bodies (including cabs):Other	126	Korea Rp	42
			China P Rp	22
			Germany	20

For 219 HS codes

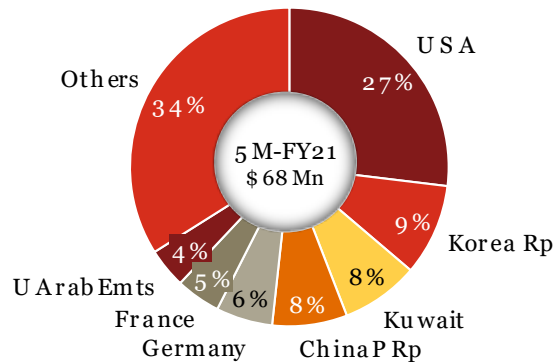
Chapter 90

Optical, photographic, cinematographic, measuring, checking, precision, medical or surgical instruments and apparatus; parts and accessories

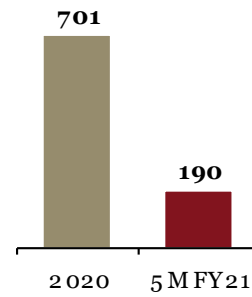
Exports (\$ Mn)



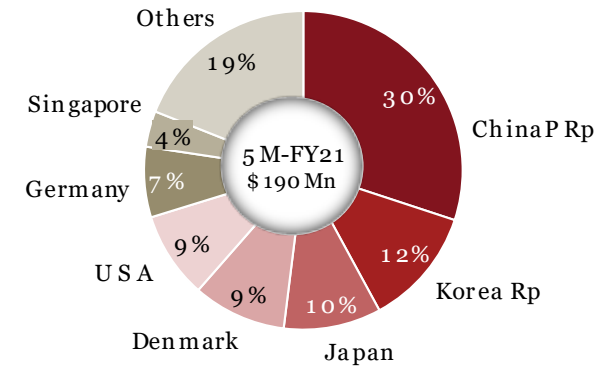
Exports-Top Countries (\$ Mn, %)



Imports (\$ Mn)



Imports-Top Countries (\$ Mn, %)



Top 3 Export Items

HS Codes	Description	Value (\$ Mn)	Country	Value (\$ Mn)
90292020	Speedometers, non-electrical	5	Korea Rp	5
			Bangladesh Pr	0.1
			Austria	0.09
90319000	Other optical instruments and appliances :Parts and accessories (Measuring & Checking Instrments - Sensors)	14	USA	5
			Germany	3
			Ireland	1
90328990	Other	48	USA	12
			Kuwait	5
			China P Rp	5

Top 3 Import Items

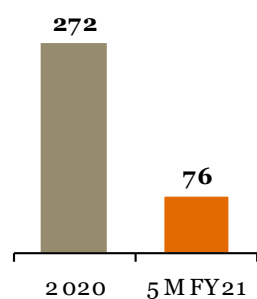
HS Codes	Description	Value (\$ Mn)	Country	Value (\$ Mn)
90328990	Other	130	China P Rp	23
			Singapore	20
			Germany	19
90319000	Other optical instruments and appliances :Parts and accessories (Measuring & Checking Instrments - Sensors)	56	Japan	11
			Germany	9
			China P Rp	7
90158030	Geophysical instruments	2	U K	0.48
			Austria	0.47
			Switzerland	0.31

For 219 HS codes

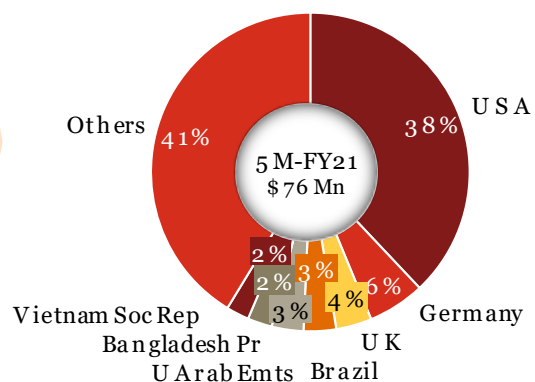
Chapter 70,72,68,83,91 & 94

Multiple Chapters

Exports(\$ Mn)



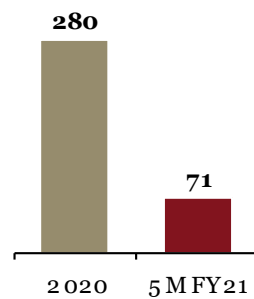
Exports-Top Countries (\$ Mn, %)



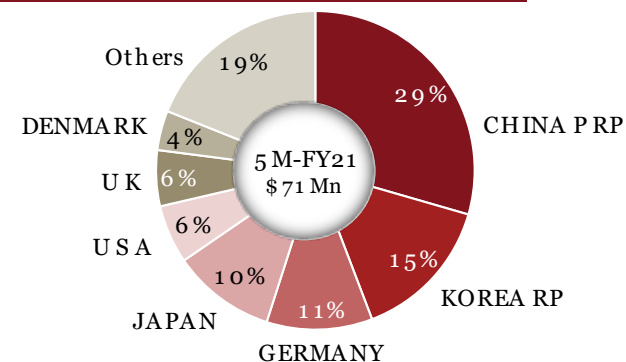
Top 3 Export Items

HS Codes	Description	Value (\$ Mn)	Country	Value (\$ Mn)
68138100	Brake linings and pads (Not containing Asbestos)	17	USA	9
			Saudi Arab	1
			Canada	1
70099200	Other : Framed	10	USA	7
			France	1
			U K	1
83012000	Locks of a kind used for motor vehicles	14	USA	6
			U K	2
			Thailand	1

Imports(\$ Mn)



Imports-Top Countries (\$ Mn, %)



Top 3 Import Items

HS Codes	Description	Value (\$ Mn)	Country	Value (\$ Mn)
68138900	Not containing asbestos - Other	9	Denmark	3
			Japan	3
			USA	1
83023090	Other	10	China P Rp	3
			Germany	1
			Korea Rp	3
94012000	Seats of a kind used for motor vehicles	9	China P Rp	3
			U K	2
			USA	2

For 219 HS codes



Disclaimer

This document has been prepared solely for *[ACMA] Automotive Component Manufacturers Association of India*, being the express addressee to this document. PwC does not accept or assume any liability, responsibility or duty of care for any use of or reliance on this document by anyone, other than (i) ACMA, to the extent agreed in the relevant contract for the matter to which this document relates (if any), or (ii) as expressly agreed by PwC in writing in advance.

This publication has been prepared for general guidance on matters of interest only, and does not constitute professional advice. You should not act upon the information contained in this publication without obtaining specific professional advice. No representation or warranty (express or implied) is given as to the accuracy or completeness of the information contained in this publication, and, to the extent permitted by law, PwC, its members, employees and agents accept no liability, and disclaim all responsibility, for the consequences of you or anyone else acting, or refraining to act, in reliance on the information contained in this publication or for any decision based on it.

This publication contains certain examples extracted from third party documentation and so being out of context from the original third party documents; readers should bear this in mind when reading the publication. The copyright in such third party material remains owned by the third parties concerned, and PwC expresses its appreciation to these companies for having allowed it to include their information in this publication. For a more comprehensive view on each company's communication, please read the entire document from which the extracts have been taken. Please note that the inclusion of a company in this publication does not imply any endorsement of that company by PwC nor any verification of the accuracy of the information contained in any of the examples.

This publication contains various companies' forward looking statements, which by their nature involve numerous assumptions, inherent risks and uncertainties, both general and specific, and risks that predictions, forecasts, projections and other forward looking statements will not be achieved. We caution readers of this publication not to place undue reliance on these forward looking statements, as a number of important factors could cause actual future results to differ materially from the plans, objectives, expectations, estimates, and intentions expressed in such forward looking statements.

PwC contacts for ACMA Knowledge Partnership

- Kavan Mukhtyar, Partner & Leader-Automotive, PwC India - kavan.mukhtyar@in.pwc.com / +912261198735
- Somnath Chatterjee, ACMA Knowledge Partnership Manager – somnath.chatterjee@in.pwc.com / +91124620724