

www.pwc.com

# *Export-Import analysis of Indian auto-component industry*

*View: FY 19*

Prepared for ACMA

*Strictly private  
and confidential*

*25 June 2019*



**pwc**

# Contents

<b>Summary for FY-19</b>	<b>3</b>
<b>Chapter wise detailed analysis</b>	<b>9</b>
1 Chapter 40	10
2 Chapter 73	11
3 Chapter 84	12
4 Chapter 85	13
5 Chapter 87	14
6 Chapter 90	15
7 Chapter 70,72,68,83,91 & 94	16

***To navigate this report on-screen  
(in pdf format)***

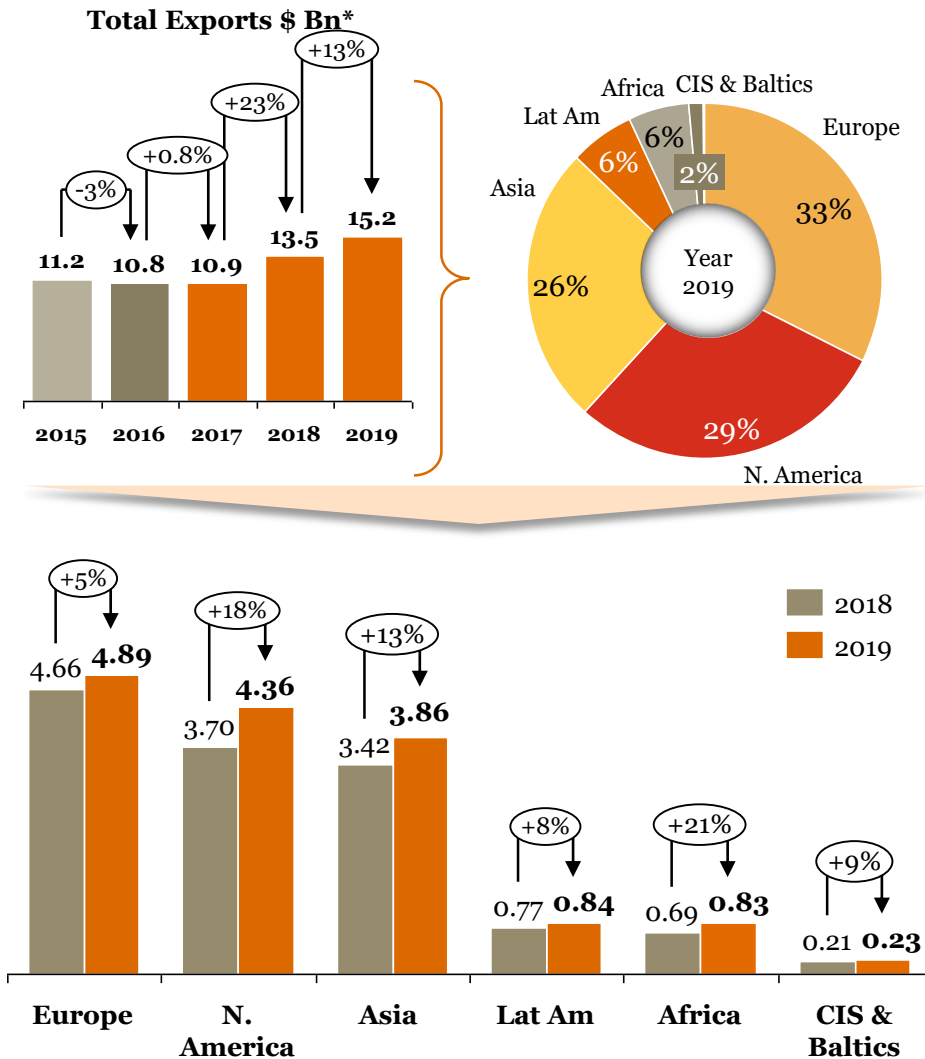
From any page – click on the section title in the header navigation bar

From this Contents page – click on the title of the section or sub-section

From the contents listing on any section divider – click on the title of the sub-section

# *Summary for FY-19*

## Overview of “Exports” for Indian auto component industry in FY 19

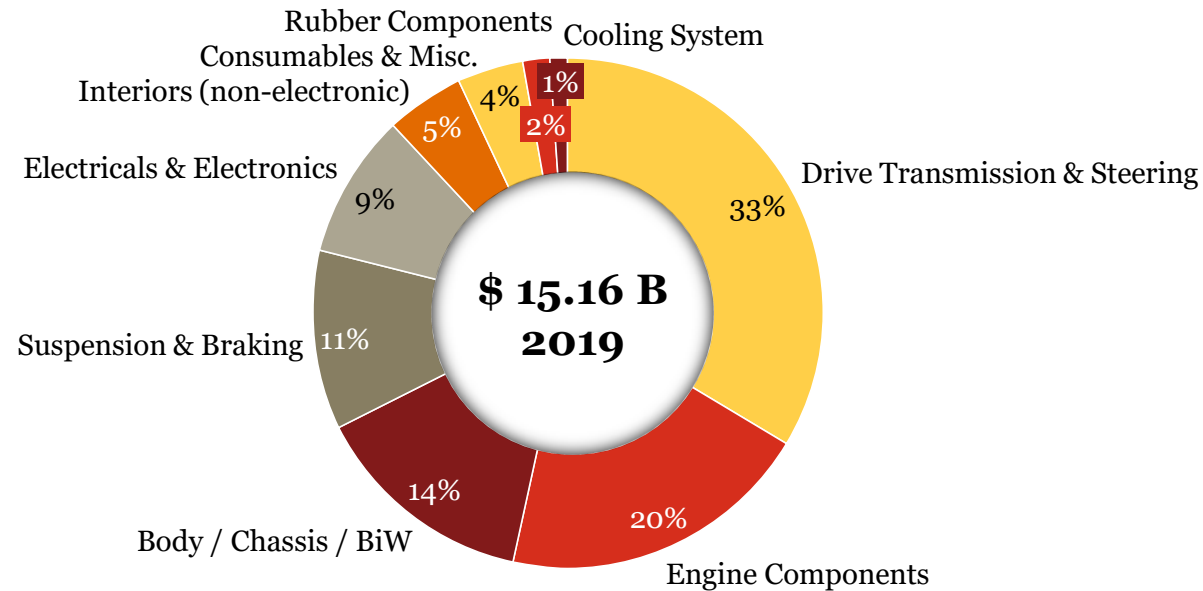


- While Europe still remains the highest value export destination, increase in exports to N. America has been substantial for the second year in a row. In terms of values of exports, Africa is now on par with Latin America.
- **‘Engine, transmission and steering parts’** continue to account for more than half of all component exports (53%) from India. **“Electrical & Electronics”** and **“Interiors”** are 2 segments that have clocked in above 20% y-o-y growth.
- Despite a 12% growth in exports, the current account deficit has marginally widened to \$2.7 billion compared to \$2.4 billion last year.

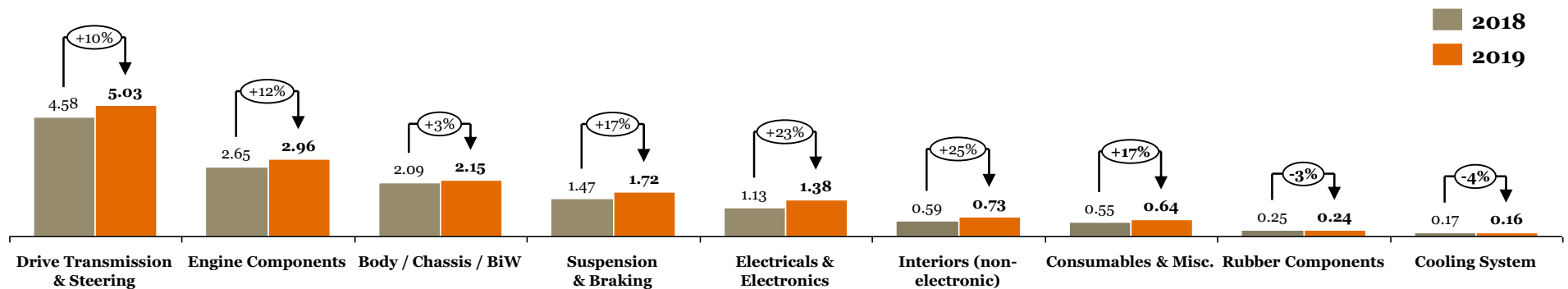
Total \*219 HS Codes \*All periods mentioned are FY

## Segmentation by product type: Exports (FY-o-FY)

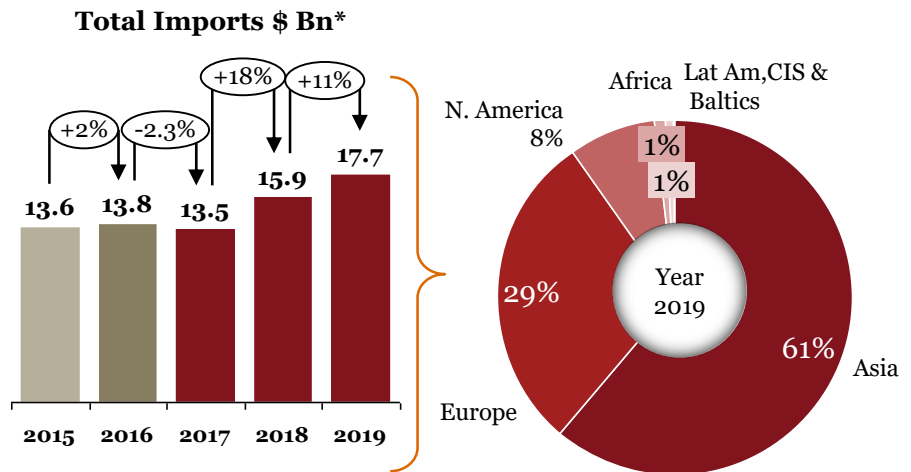
### FY 19 Exports Segment-wise view



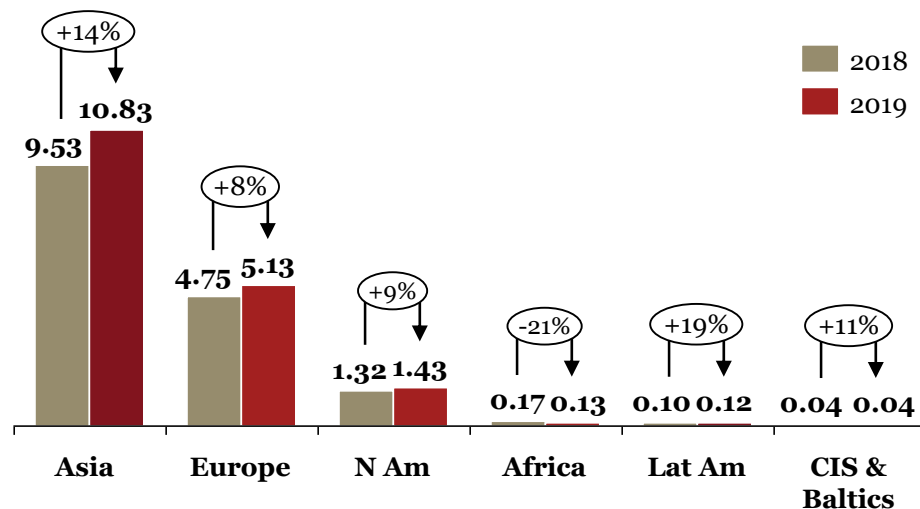
### Product-type wise contribution to exports \$ Bn (FY18 vs. FY19)



## Overview of “Imports” for Indian auto component industry in FY 19



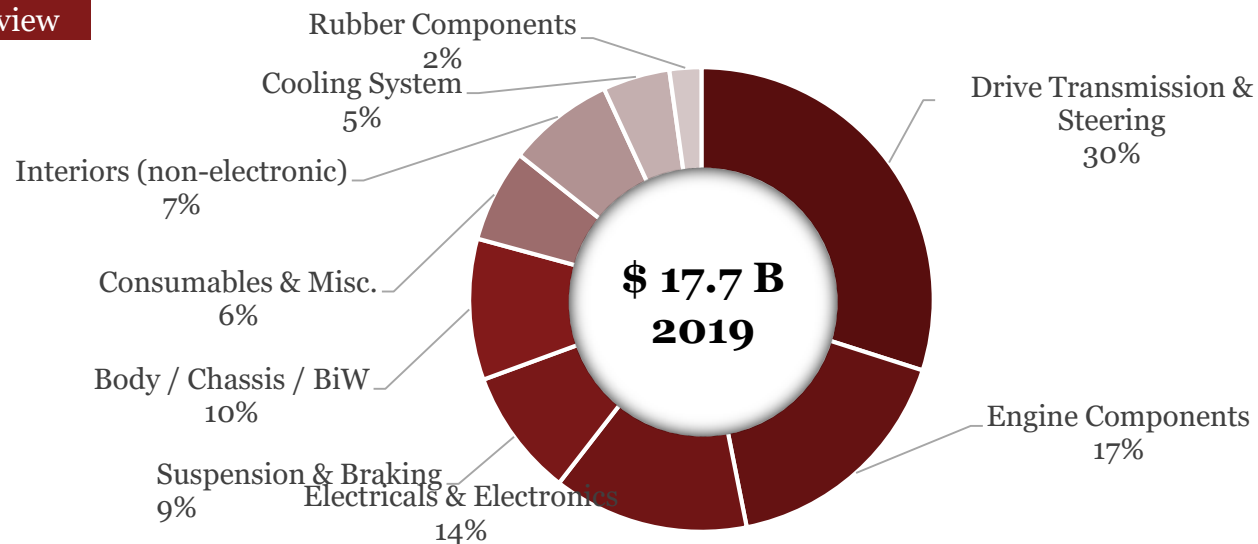
- Growth in imports in FY19 has been comparable to the growth in exports. Auto component imports from Asia continued to rise for a second year in a row with Asian markets now accounting for 61% of all component imports to India.
- **Engine, transmission, steering and suspension parts continue to account for > 50%** of overall auto-components being imported to India.
- Imports from countries such as Germany, Korea and UK have increased proportionally
- Imports from Singapore recorded an almost **8 fold increase (~650%)** in FY19 on the back of increased imports under **Chapters 84 & 87**.



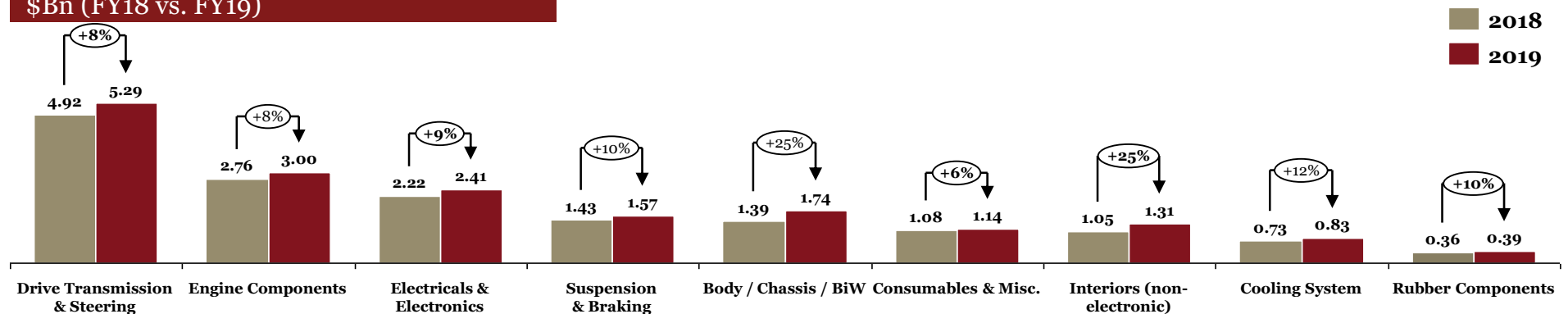
Total \*219 HS Codes \*All periods mentioned are FY

## Segmentation by product type: Imports (FY-o-FY)

### FY 19 Imports Segment-wise view

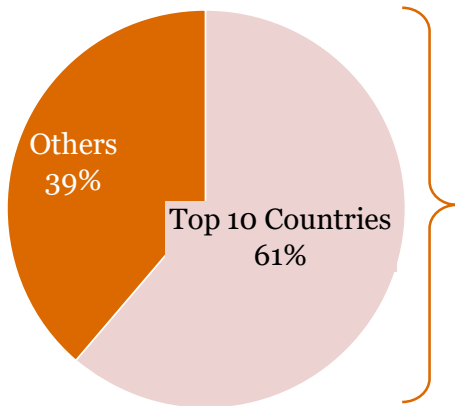


### Product-type-wise contribution to imports \$Bn (FY18 vs. FY19)



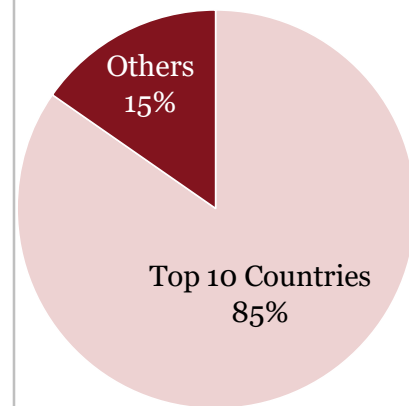
## Key highlights of “Exports” & “Imports” in FY 19

Exports - Top Countries (\$ Mn), 2019

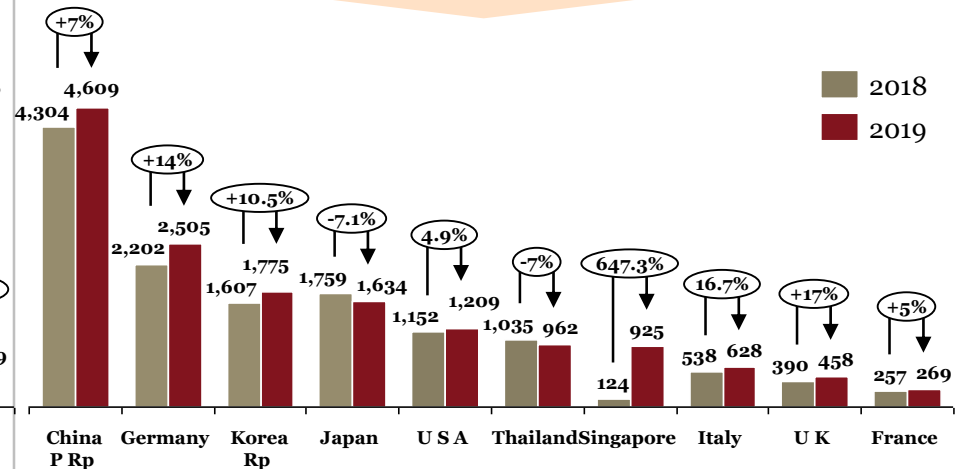
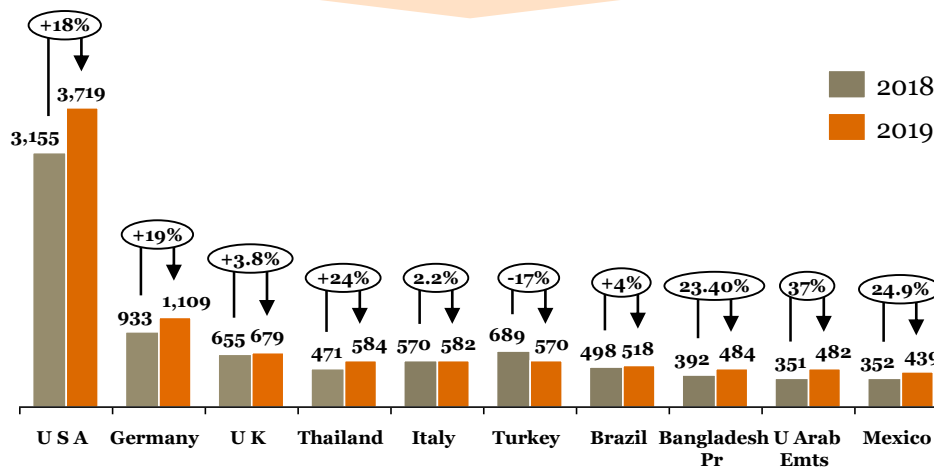


Top 10 Countries	Share of Ex-FY18
U S A	25%
Germany	7%
UK	5%
Thailand	4%
Italy	4%
Turkey	4%
Brazil	3%
Bangladesh	3%
UAE	3%
Mexico	3%

Imports - Top Countries (\$ Mn), 2019



Top 10 Countries	Share of Im-FY18
China	27%
Germany	14%
S. Korea	10%
Japan	9%
U S A	7%
Thailand	5%
Singapore	5%
Italy	4%
UK	3%
France	2%



Total \*219 HS Codes \*All periods mentioned are FY



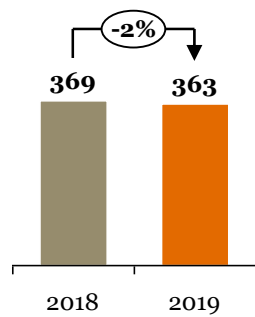
# *Chapter wise detailed analysis*

<b>Chapter wise detailed analysis</b>		<b>9</b>
1	Chapter 40	10
2	Chapter 73	11
3	Chapter 84	12
4	Chapter 85	13
5	Chapter 87	14
6	Chapter 90	15
7	Chapter 70,72,68,83,91 & 94	16

# Chapter 40

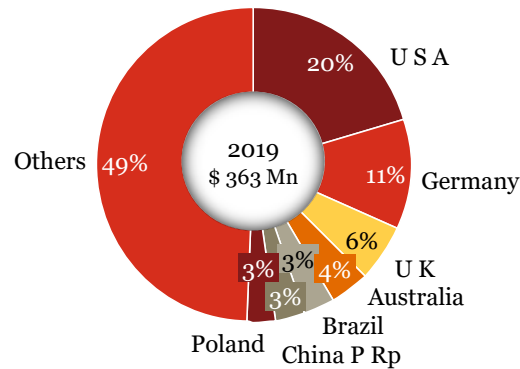
## Rubber and articles

### Exports (\$ Mn)

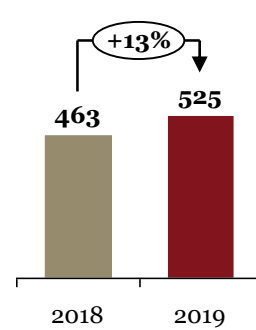


\*All periods mentioned are FY

### Exports-Top Countries (\$ Mn, %)

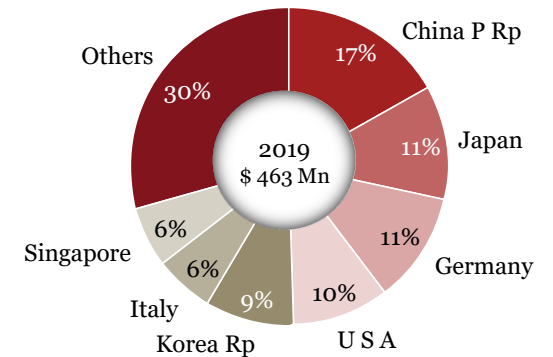


### Imports (\$ Mn)



\*All periods mentioned are FY

### Imports-Top Countries (\$ Mn, %)



### Top 3 Export Items

HS Codes	Description	Value (\$ Mn)	Country	Value (\$ Mn)
40092100	Reinforced or otherwise combined only with metal: without fittings	62	China	6
			Germany	6
			U S A	12
40093100	Tubes, Pipes and hoses of vulnised rubber other than hard rubber: Without fitting	47	Germany	2
			U K	5
			U S A	22
40169990	Others : Arcticles of Vulcanized Rubber other than hard rubber	166	Germany	26
			Poland	9
			U S A	25

### Top 3 Import Items

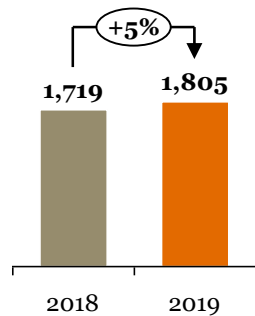
HS Codes	Description	Value (\$ Mn)	Country	Value (\$ Mn)
40169990	Others : Articles of Vulcanized Rubber other than hard rubber	175	China	36
			Japan	19
			Korea Rp	21
40169330	Rubber seals (Oil seals and the like)	88	Germany	11
			Japan	15
			U S A	12
40169320	Rubber rings (O-ring)	53	Germany	9
			Japan	10
			U S A	7

\*All periods mentioned are FY

# Chapter 73

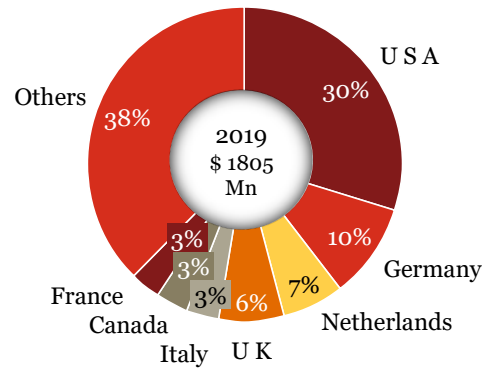
## Articles of iron or steel

### Exports (\$ Mn)

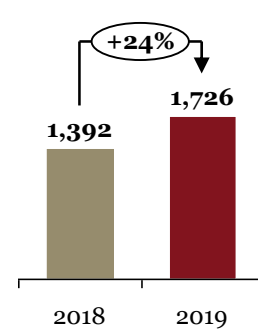


\*All periods mentioned are FY

### Exports-Top Countries (\$ Mn, %)

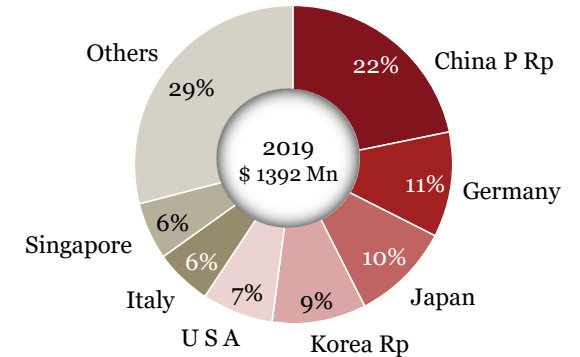


### Imports (\$ Mn)



\*All periods mentioned are FY

### Imports-Top Countries (\$ Mn, %)



### Top 3 Export Items

HS Codes	Description	Total Value	Country	Value
73072100	Other, of stainless steel : Flanges	224	U S A	49
			Netherland	34
			Belgium	24
73181500	Threaded articles : Other screws and bolts, whether or not with their nuts or washers	302	Germany	56
			Netherland	39
			U K	31
73269099	All Other Articles Of Iron/Steel Nes Forged or stamped but not further worked	761	U S A	289
			U K	42
			Germany	38

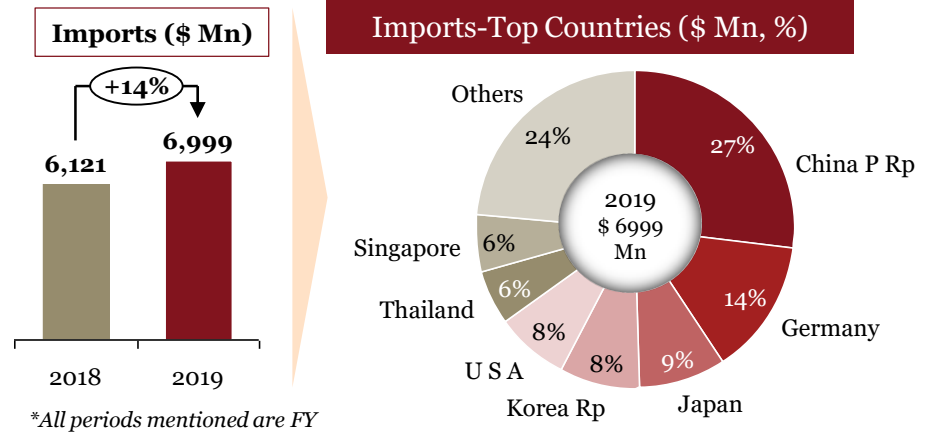
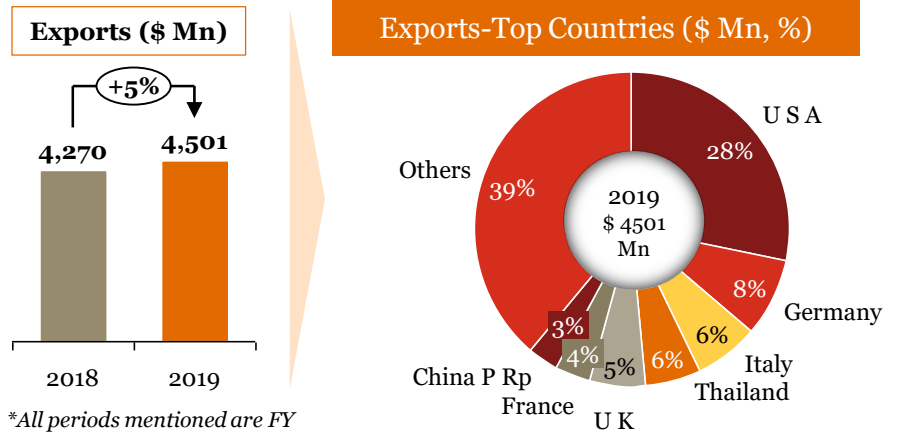
### Top 3 Import Items

HS Codes	Description	Total Value	Country	Value
73269099	All Other Articles Of Iron/Steel Nes Forged or stamped but not further worked	728	China P Rp	181
			Italy	57
			Korea Rp	59
73181500	Threaded articles : Other screws and bolts, whether or not with their nuts or washers	453	China P Rp	85
			Germany	58
			Japan	67
73182990	Other	137	China P Rp	21
			Germany	18
			U S A	17

\*All periods mentioned are FY

## Chapter 84

Machinery and mechanical appliances, electrical equipment, sound recorders and reproducers, television image and sound recorders. and reproducers, and parts



**Top 3 Export Items**

HS Codes	Description	Value (\$ Mn)	Country	Value (\$ Mn)
84099990	Other parts of diesel engine: Other	415	U S A	131
			U K	56
			Italy	32
84139190	Others (Parts of Steering Pump Assembly)	303	U S A	145
			Germany	38
			U K	11
84834000	Gears and gearing, other than toothed wheels, chain sprockets and other transmission elements presented separately	464	U S A	241
			U K	32
			Italy	31

**Top 3 Import Items**

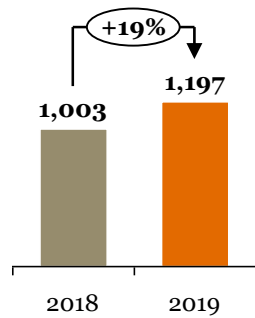
HS Codes	Description	Value (\$ Mn)	Country	Value (\$ Mn)
84314990	Other : Wheels and Components for Construction and Earthmoving Equipment	549	China	234
			Japan	43
			Korea Rp	85
84073410	Spark Ignition Reciprocating Piston Engine of a Cylinder for motor cars	436	China	68
			Korea Rp	112
			South Africa	83
84099990	Other parts of diesel engine: Other	610	China	63
			Germany	119
			U S A	61

*\*All periods mentioned are FY*

# Chapter 85

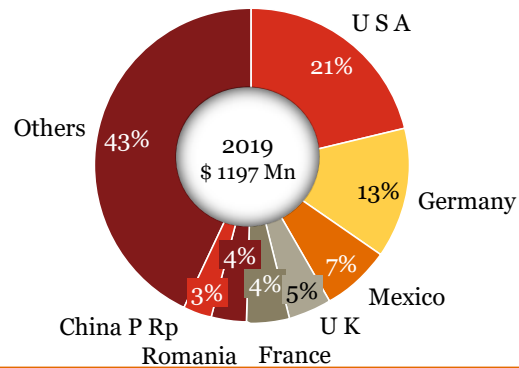
## Electrical machinery and equipment and parts thereof

### Exports (\$ Mn)



\*All periods mentioned are FY

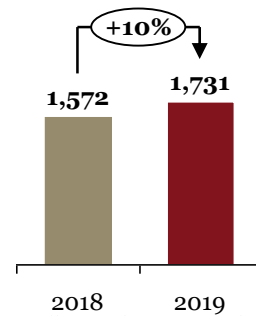
### Exports-Top Countries (\$ Mn, %)



### Top 3 Export Items

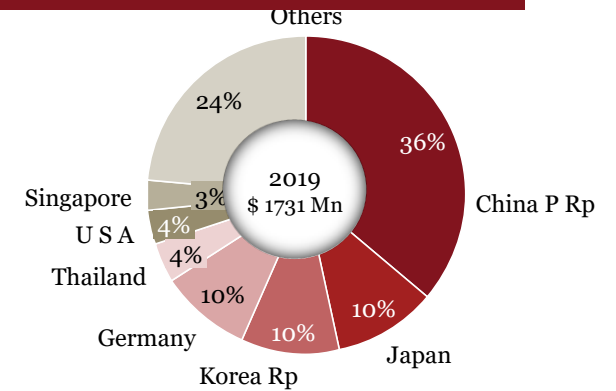
HS Codes	Description	Value (\$ Mn)	Country	Value (\$ Mn)
85030090	Other	266	U S A	109
			Mexico	48
			Bangladesh Pr	17
85114000	Starter motors and dual purpose starter-generators	138	Germany	36
			U S A	34
			Thailand	11
85443000	Ignition wiring sets and other wiring sets of a kind used in vehicles, aircraft or ships	221	U K	42
			U S A	27
			France	22

### Imports (\$ Mn)



\*All periods mentioned are FY

### Imports-Top Countries (\$ Mn, %)



### Top 3 Import Items

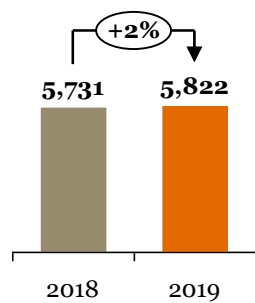
HS Codes	Description	Value (\$ Mn)	Country	Value (\$ Mn)
85030090	Other	422	China	267
			Germany	30
			Spain	42
85013119	DC motors :Other	172	China	62
			Germany	13
			Japan	59
85011019	DC motor :Other	181	China	53
			Japan	21
			Korea Rp	23

\*All periods mentioned are FY

## Chapter 87

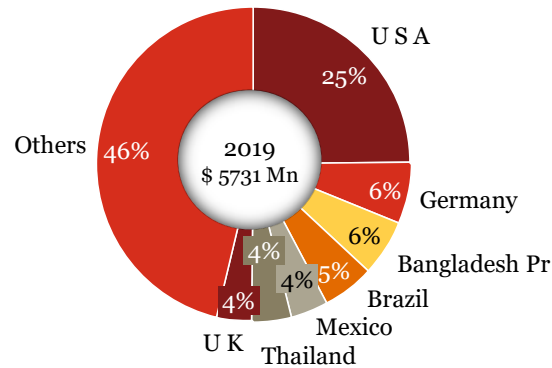
### Vehicles other than railway or tramway rolling - stock, and parts and accessories

#### Exports (\$ Mn)

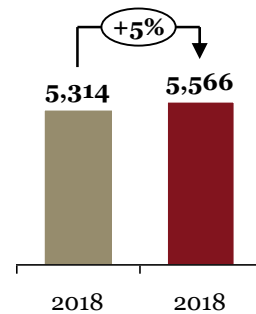


\*All periods mentioned are FY

#### Exports-Top Countries (\$ Mn, %)

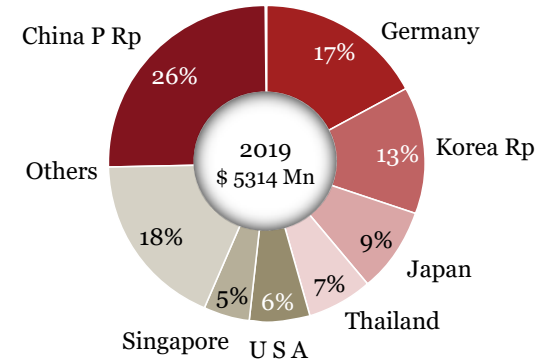


#### Imports (\$ Mn)



\*All periods mentioned are FY

#### Imports-Top Countries (\$ Mn, %)



#### Top 3 Export Items

HS Codes	Description	Value (\$ Mn)	Country	Value (\$ Mn)
87083000	Brakes and servo-brakes; parts thereof	492	U S A	205
			Germany	57
			U K	32
87084000	Gear boxes and parts thereof	412	U S A	80
			Thailand	65
			Germany	28
87089900	Other: Motor vehicle parts (Reservoir for Hydraulic Power Steering Systems+Steering Gear Systems and Parts)	2678	U S A	655
			Brazil	174
			Germany	160

#### Top 3 Import Items

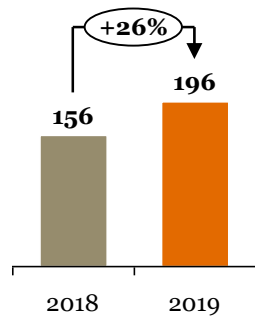
HS Codes	Description	Value (\$ Mn)	Country	Value (\$ Mn)
87089900	Other: Motor vehicle parts (Reservoir for Hydraulic Power Steering Systems+Steering Gear Systems and Parts)	1718	China	280
			Germany	373
			Korea Rp	314
87084000	Gear boxes and parts thereof	1077	Japan	217
			Korea Rp	220
			U S A	135
87141090	Other	512	China	436
			Japan	18
			Thailand	24

\*All periods mentioned are FY

## Chapter 90

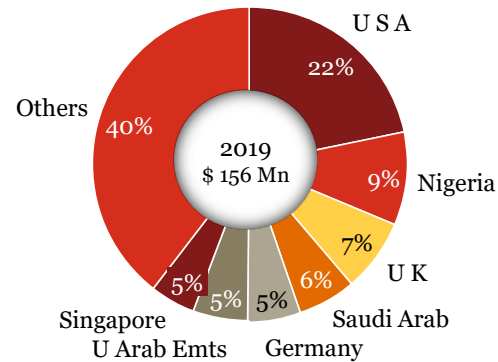
### Optical, photographic, cinematographic, measuring, checking, precision, medical or surgical instruments and apparatus; parts and accessories

#### Exports (\$ Mn)

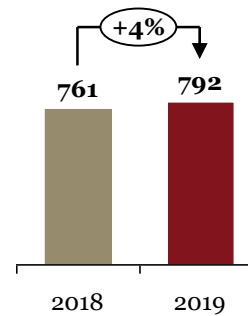


\*All periods mentioned are FY

#### Exports-Top Countries (\$ Mn, %)

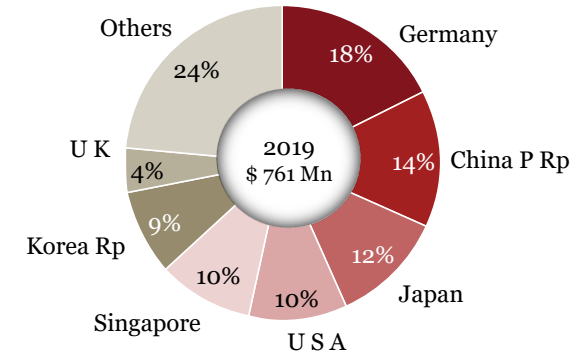


#### Imports (\$ Mn)



\*All periods mentioned are FY

#### Imports-Top Countries (\$ Mn, %)



#### Top 3 Export Items

HS Codes	Description	Value (\$ Mn)	Country	Value (\$ Mn)
90292020	Speedometers, non-electrical	7	Colombia	1
			Spain	1
			Austria	1
90319000	Other optical instruments and appliances :Parts and accessories	60	U S A	27
			U K	11
			Germany	4
90328990	Other	126	Nigeria	18
			U S A	13
			Saudi Arab	11

#### Top 3 Import Items

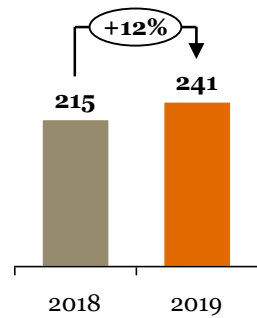
HS Codes	Description	Value (\$ Mn)	Country	Value (\$ Mn)
90328990	Other	511	China	77
			Germany	91
			Singapore	71
90319000	Other optical instruments and appliances :Parts and accessories ( Measuring & Checking Instrumnts -Sensors)	268	China	33
			Germany	48
			Japan	41
90158030	Geophysical instruments	6	Canada	1
			Russia	1
			U S A	1

\*All periods mentioned are FY

# Chapter 70,72,68,83,91 & 94

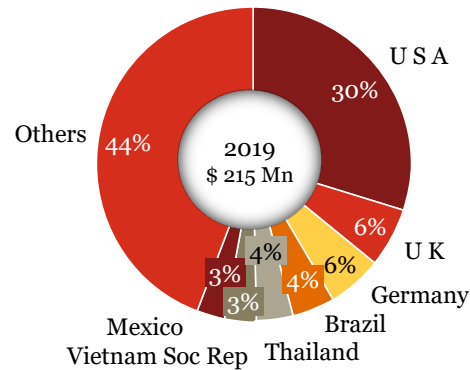
## Multiple Chapters

### Exports (\$ Mn)

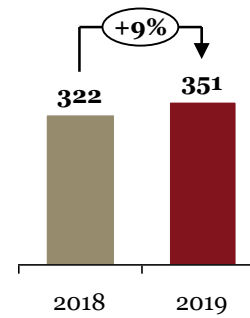


\*All periods mentioned are FY

### Exports-Top Countries (\$ Mn, %)

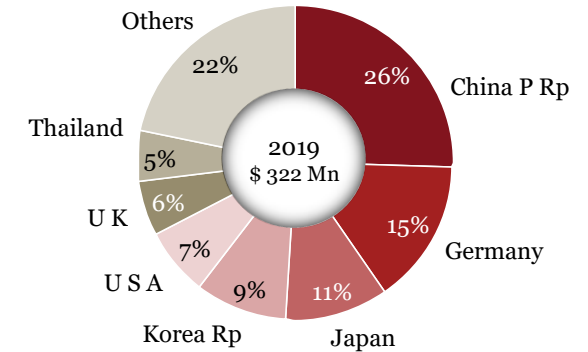


### Imports (\$ Mn)



\*All periods mentioned are FY

### Imports-Top Countries (\$ Mn, %)



### Top 3 Export Items

HS Codes	Description	Value (\$ Mn)	Country	Value (\$ Mn)
68138100	Brake linings and pads (Not containing Asbestos)	51	U S A	21
			Canada	2
			Egypt	2
83012000	Locks of a kind used for motor vehicles	52	U S A	17
			U K	8
			Thailand	6
94012000	Seats of a kind used for motor vehicles	37	U S A	10
			Brazil	7
			Germany	4

### Top 3 Import Items

HS Codes	Description	Value (\$ Mn)	Country	Value (\$ Mn)
94012000	Seats of a kind used for motor vehicles	67	China	12
			Germany	15
			U K	12
83012000	Locks of a kind used for motor vehicles	45	China	13
			Germany	6
			Korea Rp	10
83023090	Other	44	China	4
			Germany	10
			Korea Rp	9

\*All periods mentioned are FY





## *Disclaimer*

This document has been prepared solely for [ACMA] *Automotive Component Manufacturers Association of India*, being the express addressee to this document. PwC does not accept or assume any liability, responsibility or duty of care for any use of or reliance on this document by anyone, other than (i) ACMA, to the extent agreed in the relevant contract for the matter to which this document relates (if any), or (ii) as expressly agreed by PwC in writing in advance.

This publication has been prepared for general guidance on matters of interest only, and does not constitute professional advice. You should not act upon the information contained in this publication without obtaining specific professional advice. No representation or warranty (express or implied) is given as to the accuracy or completeness of the information contained in this publication, and, to the extent permitted by law, PwC, its members, employees and agents accept no liability, and disclaim all responsibility, for the consequences of you or anyone else acting, or refraining to act, in reliance on the information contained in this publication or for any decision based on it.

This publication contains certain examples extracted from third party documentation and so being out of context from the original third party documents; readers should bear this in mind when reading the publication. The copyright in such third party material remains owned by the third parties concerned, and PwC expresses its appreciation to these companies for having allowed it to include their information in this publication. For a more comprehensive view on each company's communication, please read the entire document from which the extracts have been taken. Please note that the inclusion of a company in this publication does not imply any endorsement of that company by PwC nor any verification of the accuracy of the information contained in any of the examples.

This publication contains various companies' forward looking statements, which by their nature involve numerous assumptions, inherent risks and uncertainties, both general and specific, and risks that predictions, forecasts, projections and other forward looking statements will not be achieved. We caution readers of this publication not to place undue reliance on these forward looking statements, as a number of important factors could cause actual future results to differ materially from the plans, objectives, expectations, estimates, and intentions expressed in such forward looking statements.

PwC contacts for ACMA Knowledge Partnership

- Kavan Mukhtyar, Partner & Leader-Automotive, PwC India - [kavan.mukhtyar@in.pwc.com](mailto:kavan.mukhtyar@in.pwc.com) / +912261198735
- Manas Trivedi, ACMA Knowledge Partnership Manager –[manas.trivedi@in.pwc.com](mailto:manas.trivedi@in.pwc.com) / +911246266594