

www.pwc.com

Export-Import analysis of Indian auto-component industry

View: FY 18

Prepared for ACMA

*Strictly private
and confidential*

25 June 2018



pwc

Contents

Summary for FY-18	3
Chapter wise detailed analysis	9
1 Chapter 40	10
2 Chapter 73	11
3 Chapter 84	12
4 Chapter 85	13
5 Chapter 87	14
6 Chapter 90	15
7 Chapter 70,72,68,83,91 & 94	16

***To navigate this report on-screen
(in pdf format)***

From any page – click on the section title in the header navigation bar

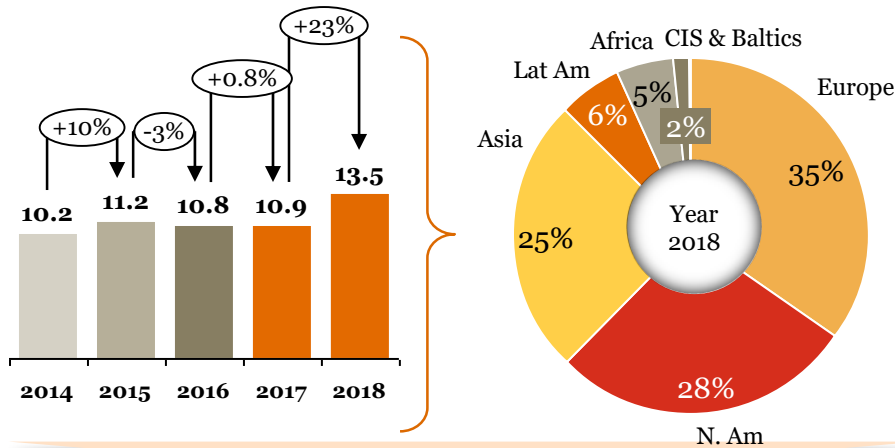
From this Contents page – click on the title of the section or sub-section

From the contents listing on any section divider – click on the title of the sub-section

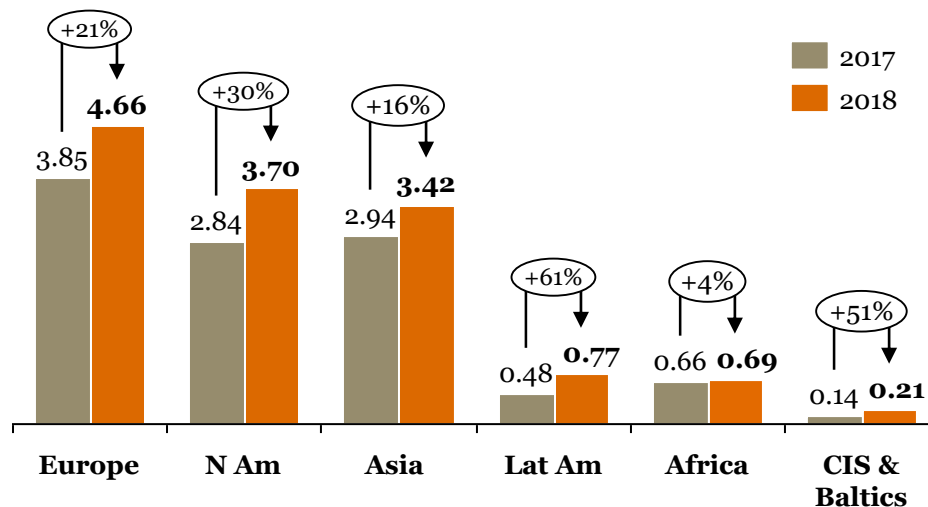
Summary for FY-18

Overview of “Exports” for Indian auto component industry in FY 18

Total Exports \$ Bn



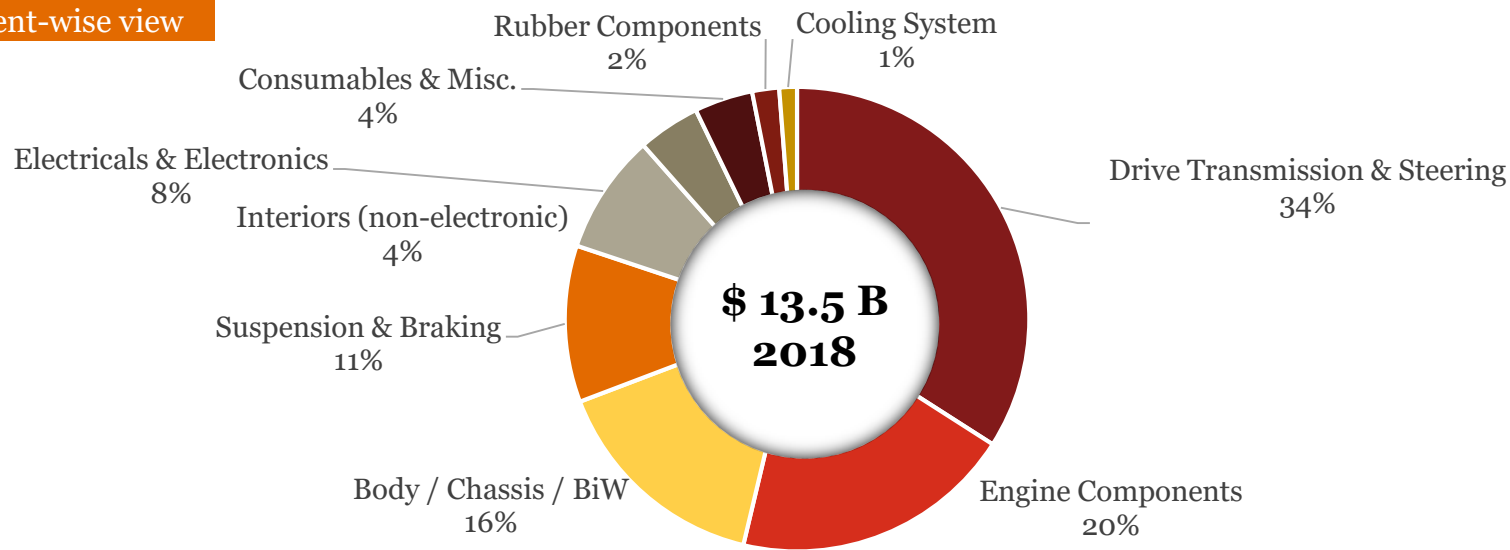
- Although, Europe was the highest value export destination, the increase in exports to N. America was substantial. The overall increase in exports this FY (Y-o-Y) has been unprecedented.
- **‘Engine, transmission and steering parts’** saw substantial export growth compared to last FY and contributed ~54% of the overall auto component exports from India; the rest ~46% is contributed by the segments such as chassis, bumpers, rubber products etc.
- Increasing exports is a testimony of the fact that Indian automotive components manufacturers are increasingly penetrating the global supply chain



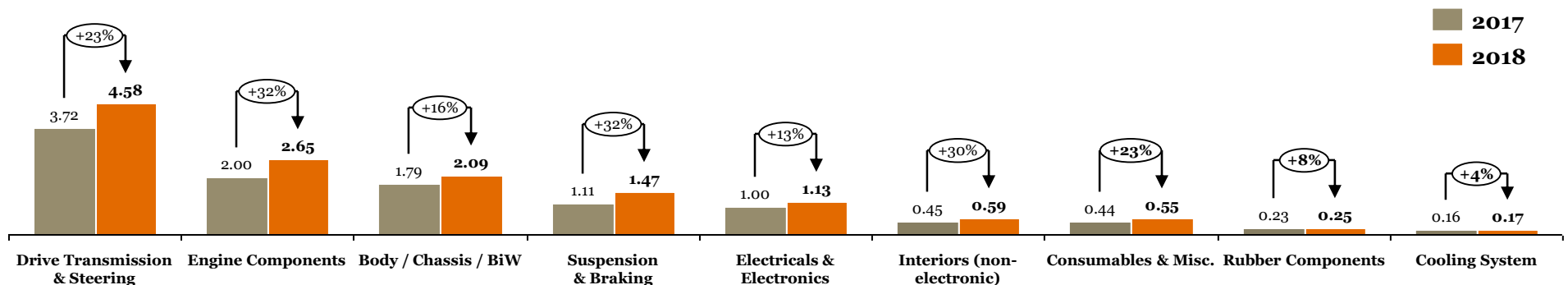
*All periods mentioned are FY

Segmentation by product type: Exports (FY-o-FY)

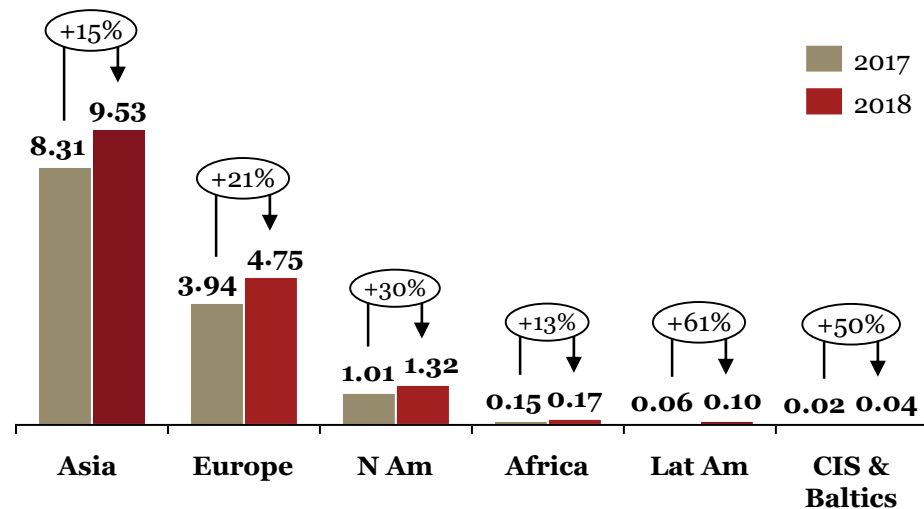
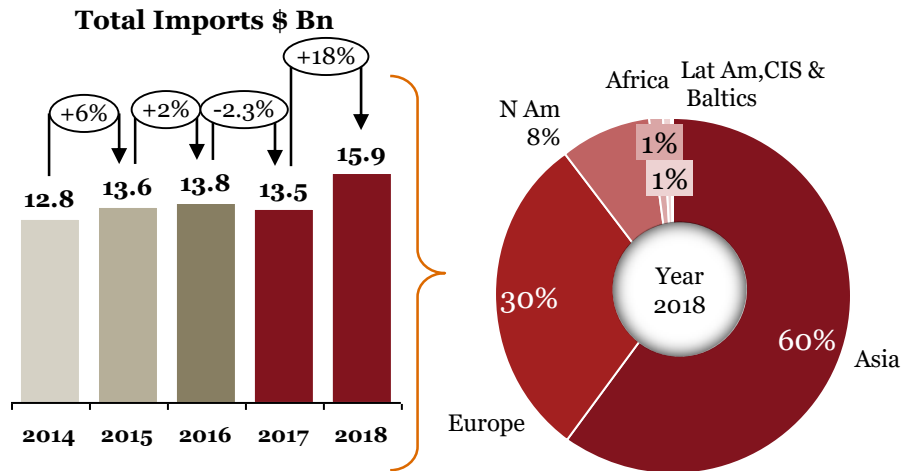
FY 18 Exports Segment-wise view



Product-type-wise contribution to exports (FY17 vs. FY18)



Overview of “Imports” for Indian auto component industry in FY 18

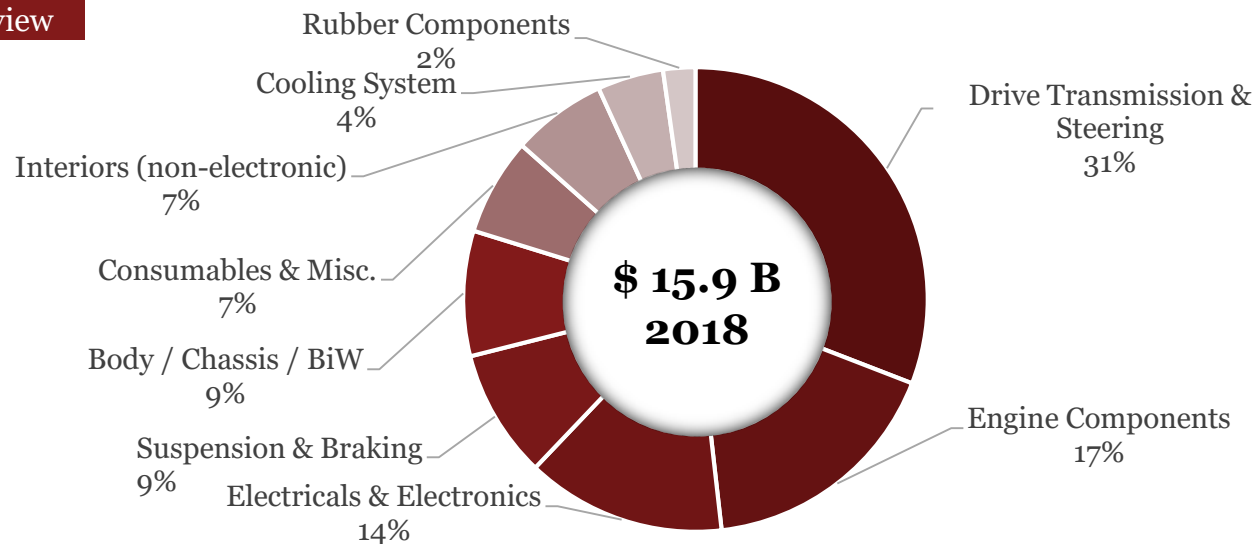


- Increase in exports outweighed the increase in imports, which shows a positive development from the perspective of domestic automotive component players
- The fiscal deficit decreased by ~7% compared to last FY.
- **Engine, transmission, steering and suspension parts account for > 50%** of overall auto-components being imported
- Imports from countries such as China, Japan and Germany has increased proportionally
- **Engine, transmission, steering and suspension parts** recorded substantial increase in the imports (~22% increase)

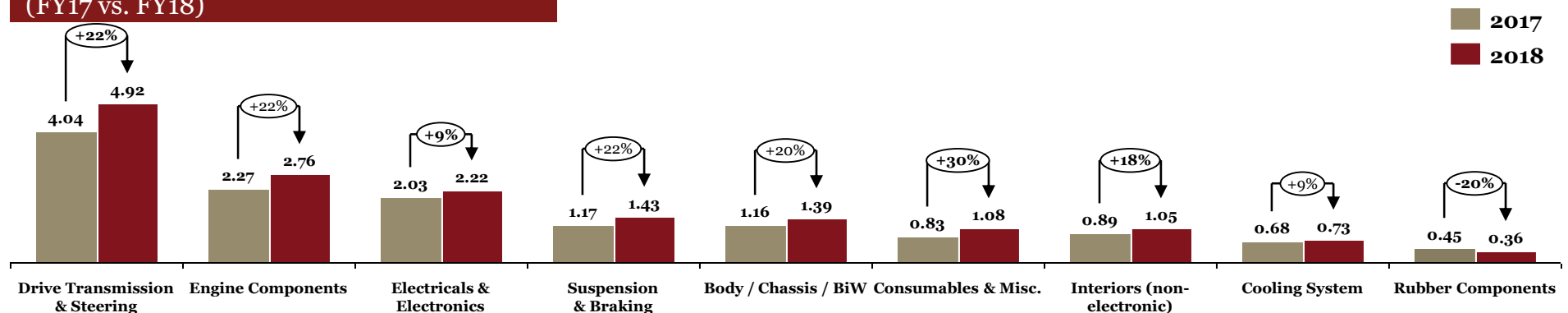
*All periods mentioned are FY

Segmentation by product type: Imports (FY-o-FY)

FY 18 Imports Segment-wise view

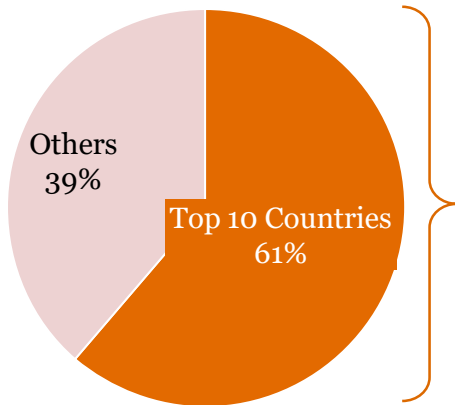


Product-type-wise contribution to imports (FY17 vs. FY18)



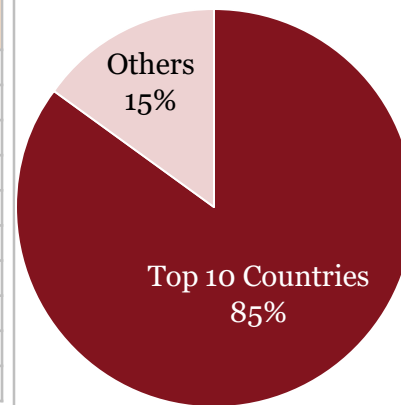
Key highlights of “Exports” & “Imports” in FY 18

Exports - Top Countries (\$ Mn), 2018

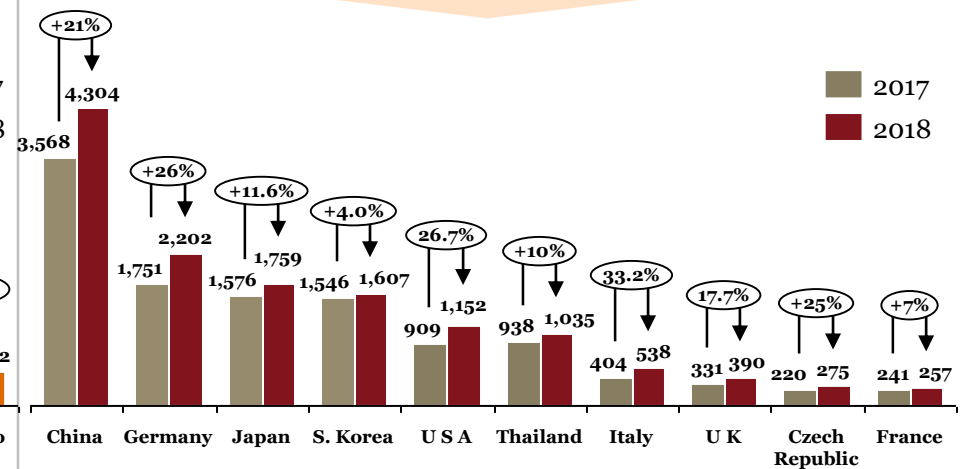
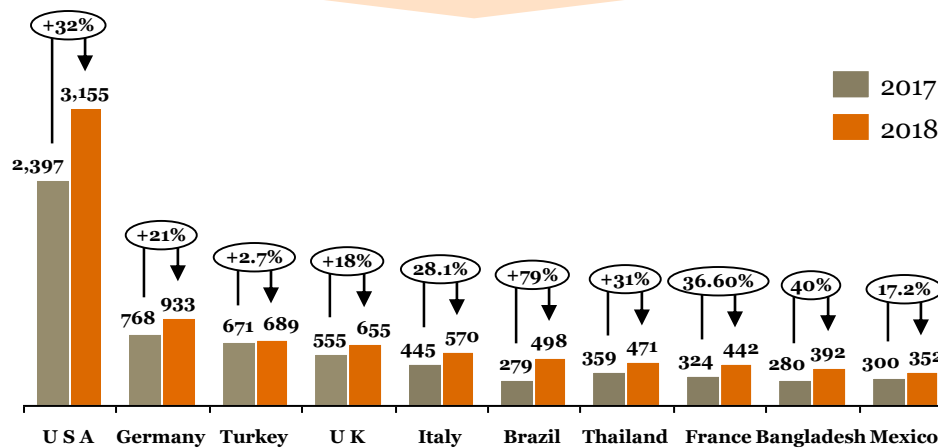


Top 10 Countries	Share of Ex-FY17
U S A	23%
Germany	7%
Turkey	5%
U K	5%
Italy	4%
Brazil	4%
Thailand	3%
France	3%
Bangladesh	3%
Mexico	3%

Imports - Top Countries (\$ Mn), 2018



Top 10 Countries	Share of Im-FY17
China	27%
Germany	14%
Japan	11%
S. Korea	10%
U S A	7%
Thailand	6%
Italy	3%
U K	2%
Czech Republic	2%
France	2%



Total *213 HS Codes *All periods mentioned are FY

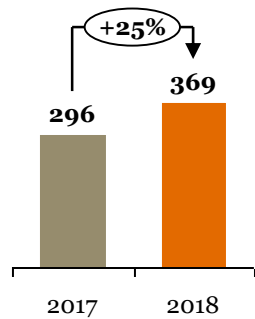
Chapter wise detailed analysis

Chapter wise detailed analysis		9
1	Chapter 40	10
2	Chapter 73	11
3	Chapter 84	12
4	Chapter 85	13
5	Chapter 87	14
6	Chapter 90	15
7	Chapter 70,72,68,83,91 & 94	16

Chapter 40

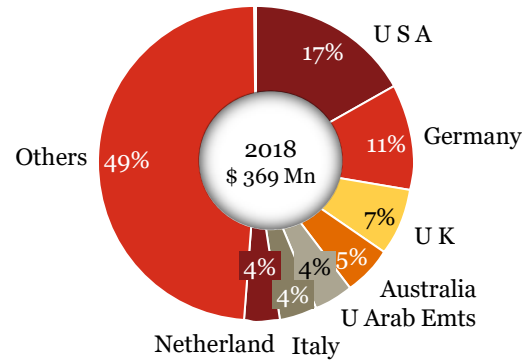
Rubber and articles

Exports (\$ Mn)

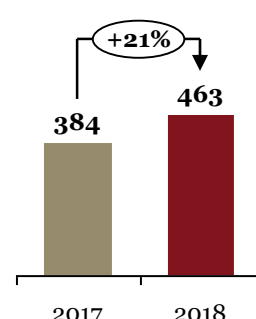


*All periods mentioned are FY

Exports-Top Countries (\$ Mn, %)

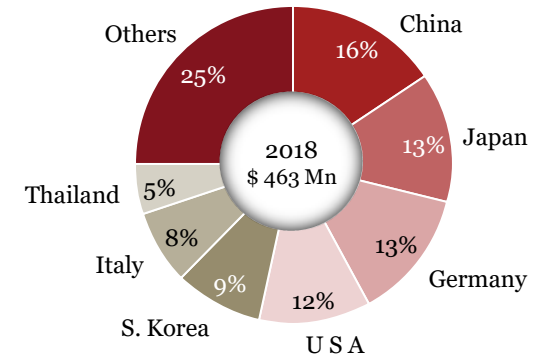


Imports (\$ Mn)



*All periods mentioned are FY

Imports-Top Countries (\$ Mn, %)



Top 3 Export Items

HS Codes	Description	Value (\$ Mn)	Country	Value (\$ Mn)
40092100	Reinforced or otherwise combined only with metal: without fittings	57	Belgium	2
			China	5
			USA	14
40093100	Tubes, Pipes and hoses of vulcanised rubber other than hard rubber: Without fitting	29	Belgium	20
			UK	26
			USA	12
40169990	Others : Arcticles of Vulcanized Rubber other than hard rubber	184	Germany	25
			Netherland	62
			USA	101

Top 3 Import Items

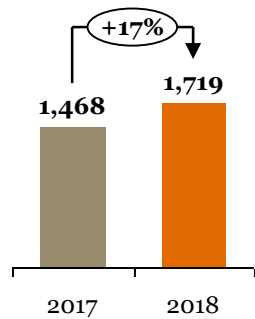
HS Codes	Description	Value (\$ Mn)	Country	Value (\$ Mn)
40169990	Others : Arcticles of Vulcanized Rubber other than hard rubber	169	China	34
			Germany	21
			Korea	20
40169330	Rubber seals (Oil seals and the like)	79	Germany	11
			Japan	14
			USA	12
40169320	Rubber rings (O-ring)	47	Germany	8
			Japan	7
			USA	7

*All periods mentioned are FY

Chapter 73

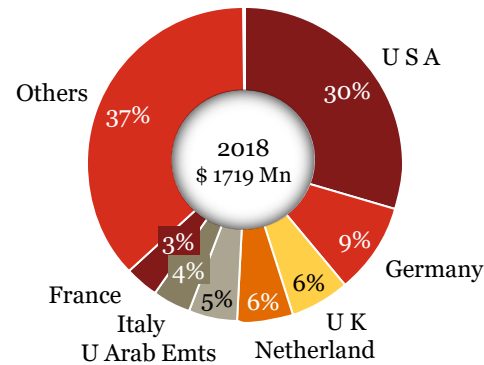
Articles of iron or steel

Exports (\$ Mn)

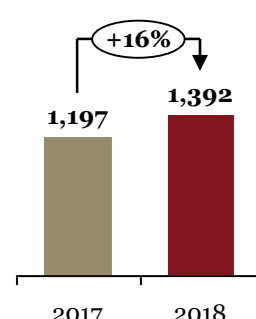


*All periods mentioned are FY

Exports-Top Countries (\$ Mn, %)

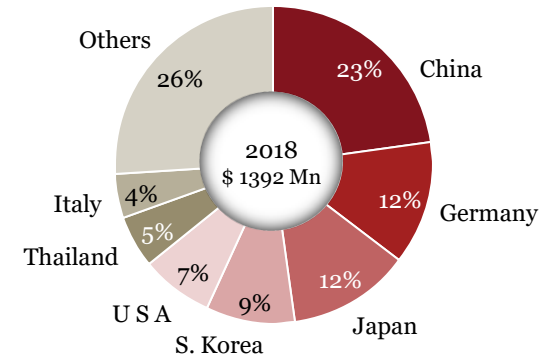


Imports (\$ Mn)



*All periods mentioned are FY

Imports-Top Countries (\$ Mn, %)



Top 3 Export Items

HS Codes	Description	Total Value	Country	Value
73181500	Threaded articles : Other screws and bolts, whether or not with their nuts or washers	266	Germany	21
			Netherland	26
			U K	46
73261910	For automobiles and earth moving equipments	201	Germany	93
			Mexico	42
			U S A	42
73269099	All Other Articles Of Iron/Steel Forged or stamped but not further worked	724	U Arab Emts	294
			U K	378
			U S A	584

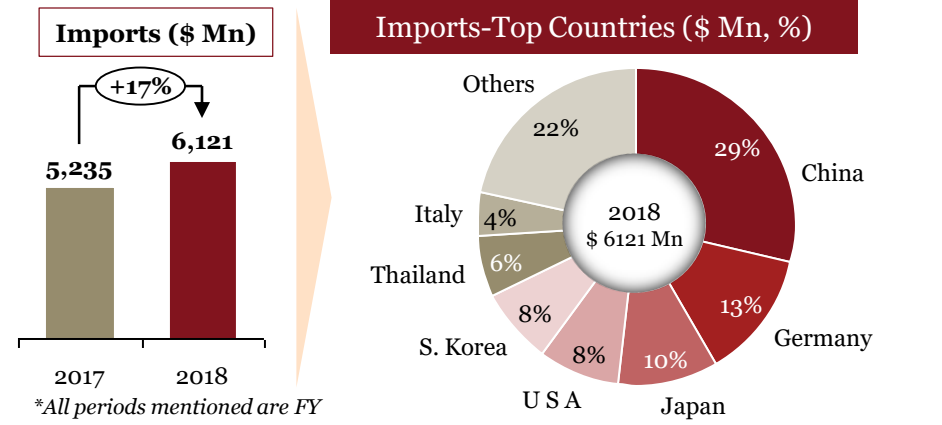
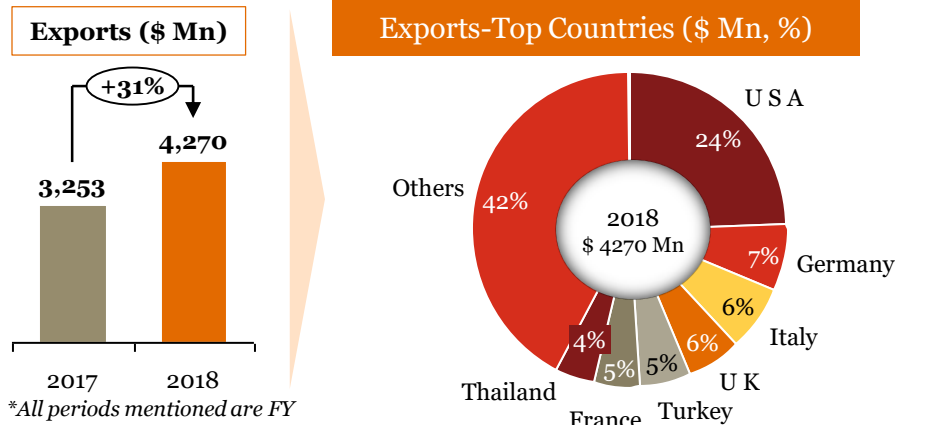
Top 3 Import Items

HS Codes	Description	Total Value	Country	Value
73269099	All Other Articles Of Iron/Steel Forged or stamped but not further worked	512	China	141
			Germany	47
			Japan	57
73181500	Threaded articles : Other screws and bolts, whether or not with their nuts or washers	410	China	74
			Germany	60
			Japan	64
73182990	Other non-threaded articles	135	China	28
			Germany	18
			Japan	17

*All periods mentioned are FY

Chapter 84

Machinery and mechanical appliances, electrical equipment, sound recorders and reproducers, television image and sound recorders. and reproducers, and parts



Top 3 Export Items

HS Codes	Description	Total Value	Country	Value
84099990	Other parts of diesel engine: Other	353	Italy	28
			U K	11
			U S A	161
84139190	Others (Parts of Steering Pump Assembly	303	Germany	199
			U Arab Emnts	28
			U S A	32
84834000	Gears and gearing, other than toothed wheels, chain sprockets and other transmission elements presented separately; ball or roller screws; gear boxes and other speed changers, including torque converters	328	China	114
			Italy	174
			U S A	562

Top 3 Import Items

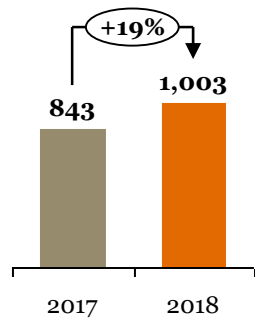
HS Codes	Description	Total Value	Country	Value
84314990	Other : Wheels and Components for Construction and Earthmoving Equipments	448	China	169
			S. Korea	68
			U S A	50
			China	100
84073410	Spark Ignition Reciprocating Piston Engine of a Cylinder for motor cars	383	S. Korea	51
			South Africa	111
			China	87
84099990	Other parts of diesel engine: Other	587	Germany	98
			Korea	68
			China	87

*All periods mentioned are FY

Chapter 85

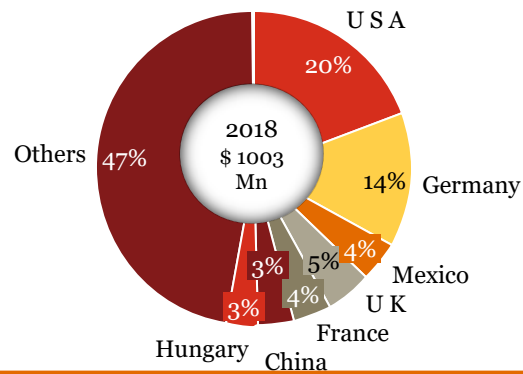
Electrical machinery and equipment and parts thereof

Exports (\$ Mn)



*All periods mentioned are FY

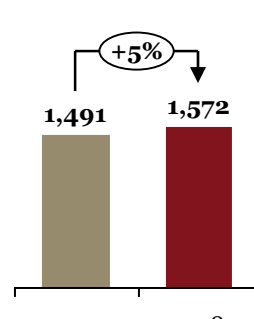
Exports-Top Countries (\$ Mn, %)



Top 3 Export Items

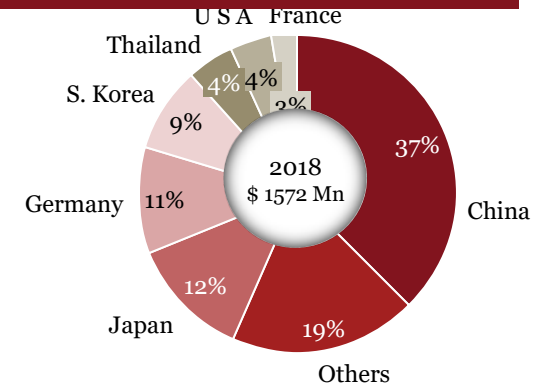
HS Codes	Description	Total Value	Country	Value
85030090	Parts of other rotating electric plants	135	Germany	27
			Mexico	5
			U S A	46
85114000	Starter motors and dual purpose starter-generators	127	Germany	78
			Thailand	23
			U S A	36
85443000	Ignition wiring sets and other wiring sets of a kind used in vehicles, aircraft or ships	204	Hungary	25
			U K	83
			U S A	230

Imports (\$ Mn)



*All periods mentioned are FY

Imports-Top Countries (\$ Mn, %)



Top 3 Import Items

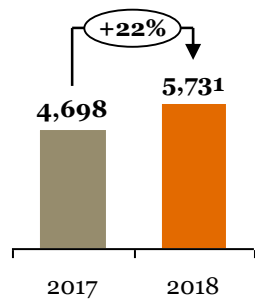
HS Codes	Description	Total Value	Country	Value
85030090	Parts of other rotating electric plants	294	China	156
			Germany	35
			Spain	32
			U S A	11
85013119	DC motors :Other	155	China	49
			Germany	7
			Japan	66
85011019	DC motor :Other	156	China	57
			Japan	19
			Korea	21

*All periods mentioned are FY

Chapter 87

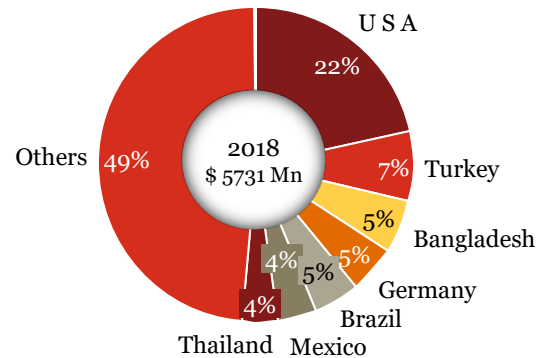
Vehicles other than railway or tramway rolling - stock, and parts and accessories

Exports (\$ Mn)

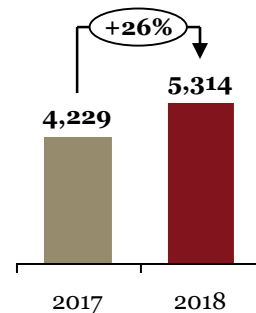


*All periods mentioned are FY

Exports-Top Countries (\$ Mn, %)

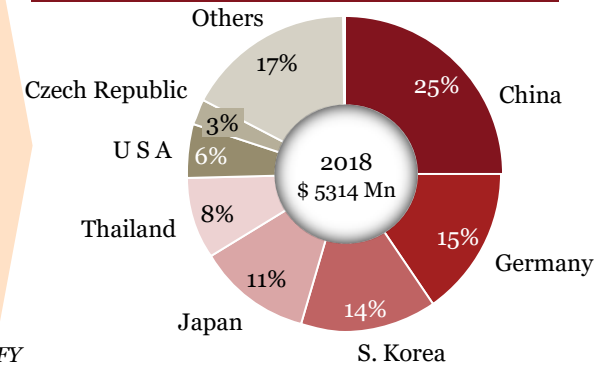


Imports (\$ Mn)



*All periods mentioned are FY

Imports-Top Countries (\$ Mn, %)



Top 3 Export Items

HS Codes	Description	Total Value	Country	Value
87083000	Brakes and servo-brakes; parts thereof	420	Germany	26
			U K	38
			U S A	126
87085000	Drive-axles with differential, whether or not provided with other transmission components, non-driving axles; parts thereof	343	Italy	190
			Turkey	168
			U S A	189
87089900	Other: Motor vehicle parts (Reservoir for Hydraulic Power Steering Systems+Steering Gear Systems and Parts)	2612	Brazil	552
			Turkey	910
			U S A	1343

Top 3 Import Items

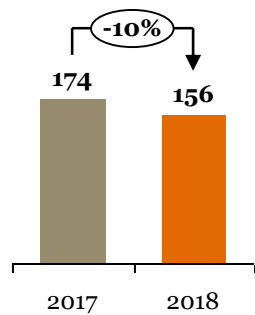
HS Codes	Description	Total Value	Country	Value
87089900	Other: Motor vehicle parts (Reservoir for Hydraulic Power Steering Systems+Steering Gear Systems and Parts)	1792	China	340
			Germany	288
			S. Korea	330
87084000	Gear boxes and parts thereof	1004	Japan	251
			S. Korea	220
			U S A	102
87082900	Other parts and accessories of bodies (including cabs) :Other	402	China	76
			Germany	133
			Thailand	50

*All periods mentioned are FY

Chapter 90

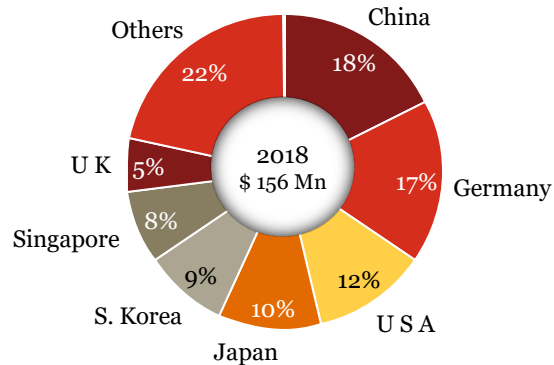
Optical, photographic, cinematographic, measuring, checking, precision, medical or surgical instruments and apparatus; parts and accessories

Exports (\$ Mn)

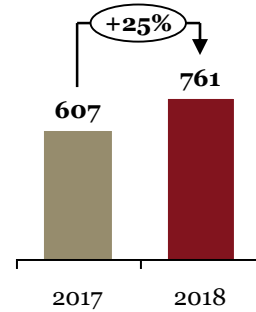


*All periods mentioned are FY

Exports-Top Countries (\$ Mn, %)

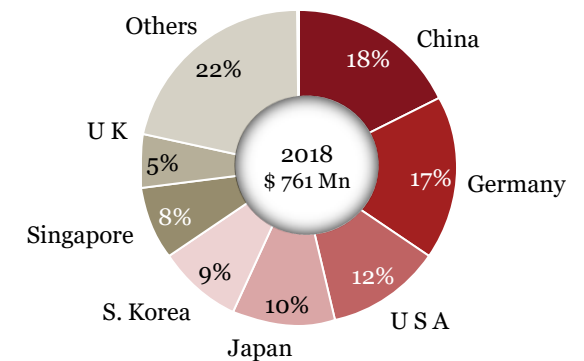


Imports (\$ Mn)



*All periods mentioned are FY

Imports-Top Countries (\$ Mn, %)



Top 3 Export Items

HS Codes	Description	Total Value	Country	Value
90292020	Speedometers, non-electrical	15	Spain	2
			Thailand	11
			Turkey	21
90319000	Other optical instruments and appliances :Parts and accessories (Measuring & Checking Insturments -Sensors)	50	Germany	34
			U K	7
			U S A	10
90328990	Other automatic regulating/ controlling instruments and apparatus	84	Singapore	19
			U Arab Emts	36
			U S A	82

Top 3 Import Items

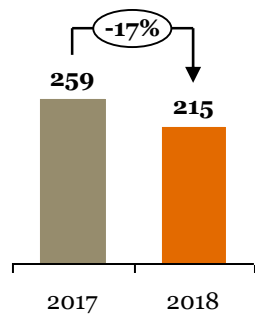
HS Codes	Description	Total Value	Country	Value
90328990	Other automatic controlling/ regulating instruments	465	China	102
			Germany	81
			Singapore	56
			U S A	21
90319000	Other optical instruments and appliances :Parts and accessories (Measuring & Checking Insturments - Sensors)	274	Germany	46
			Japan	36
			S. Korea	38
			U S A	7
90158030	Geophysical instruments	21	France	5
			Thailand	2
			U S A	7

*All periods mentioned are FY

Chapter 70,72,68,83,91 & 94

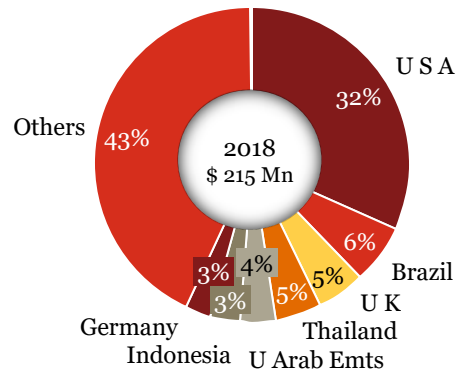
Multiple Chapters

Exports (\$ Mn)



*All periods mentioned are FY

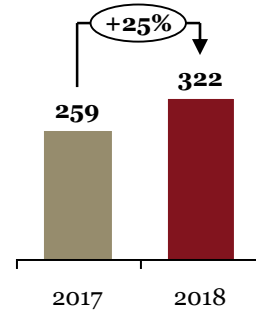
Exports-Top Countries (\$ Mn, %)



Top 3 Export Items

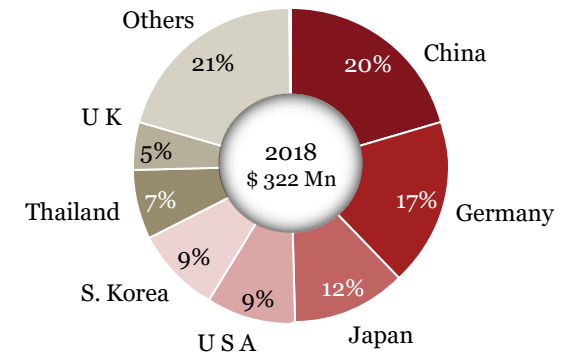
HS Codes	Description	Total Value	Country	Value
68138100	Brake linings and pads (Not containing Asbestos)	48	Canada	6
			Poland	7
			USA	12
83012000	Locks of a kind used for motor vehicles	50	Brazil	25
			Thailand	5
			USA	4
94012000	Seats of a kind used for motor vehicles	30	Brazil	11
			Germany	20
			USA	70

Imports (\$ Mn)



*All periods mentioned are FY

Imports-Top Countries (\$ Mn, %)



Top 3 Import Items

HS Codes	Description	Total Value	Country	Value
94012000	Seats of a kind used for motor vehicles	55	China	10
			Germany	16
			U K	10
70091090	Other rear-view mirror for vehicle	36	China	11
			Germany	9
			USA	8
83023090	Other articles: Base Metals	46	Germany	10
			S. Korea	10
			Thailand	5

*All periods mentioned are FY



Disclaimer

This document has been prepared solely for *[ACMA] Automotive Component Manufacturers Association of India*, being the express addressee to this document. PwC does not accept or assume any liability, responsibility or duty of care for any use of or reliance on this document by anyone, other than (i) ACMA, to the extent agreed in the relevant contract for the matter to which this document relates (if any), or (ii) as expressly agreed by PwC in writing in advance.

This publication has been prepared for general guidance on matters of interest only, and does not constitute professional advice. You should not act upon the information contained in this publication without obtaining specific professional advice. No representation or warranty (express or implied) is given as to the accuracy or completeness of the information contained in this publication, and, to the extent permitted by law, PwC, its members, employees and agents accept no liability, and disclaim all responsibility, for the consequences of you or anyone else acting, or refraining to act, in reliance on the information contained in this publication or for any decision based on it.

This publication contains certain examples extracted from third party documentation and so being out of context from the original third party documents; readers should bear this in mind when reading the publication. The copyright in such third party material remains owned by the third parties concerned, and PwC expresses its appreciation to these companies for having allowed it to include their information in this publication. For a more comprehensive view on each company's communication, please read the entire document from which the extracts have been taken. Please note that the inclusion of a company in this publication does not imply any endorsement of that company by PwC nor any verification of the accuracy of the information contained in any of the examples.

This publication contains various companies' forward looking statements, which by their nature involve numerous assumptions, inherent risks and uncertainties, both general and specific, and risks that predictions, forecasts, projections and other forward looking statements will not be achieved. We caution readers of this publication not to place undue reliance on these forward looking statements, as a number of important factors could cause actual future results to differ materially from the plans, objectives, expectations, estimates, and intentions expressed in such forward looking statements.

PwC contacts for ACMA Knowledge Partnership

- Kavan Mukhtyar, Partner & Leader-Automotive, PwC India - kavan.mukhtyar@in.pwc.com / +912261198735
- Manas Trivedi, ACMA Knowledge Partnership Manager –manas.trivedi@in.pwc.com / +911246266594