

www.pwc.com

Export-Import analysis of Indian auto-component industry

View: 9M-FY 19

Prepared for ACMA

*Strictly private
and confidential*

April 2019



pwc

Contents

Executive Summary FY-18	3
Executive Summary 9M:FY-19	9
Chapter wise detailed analysis	18
1 Chapter 40	19
2 Chapter 73	20
3 Chapter 84	21
4 Chapter 85	22
5 Chapter 87	23
6 Chapter 90	24
7 Chapter 70,72,68,83,91 & 94	25

***To navigate this report on-screen
(in pdf format)***

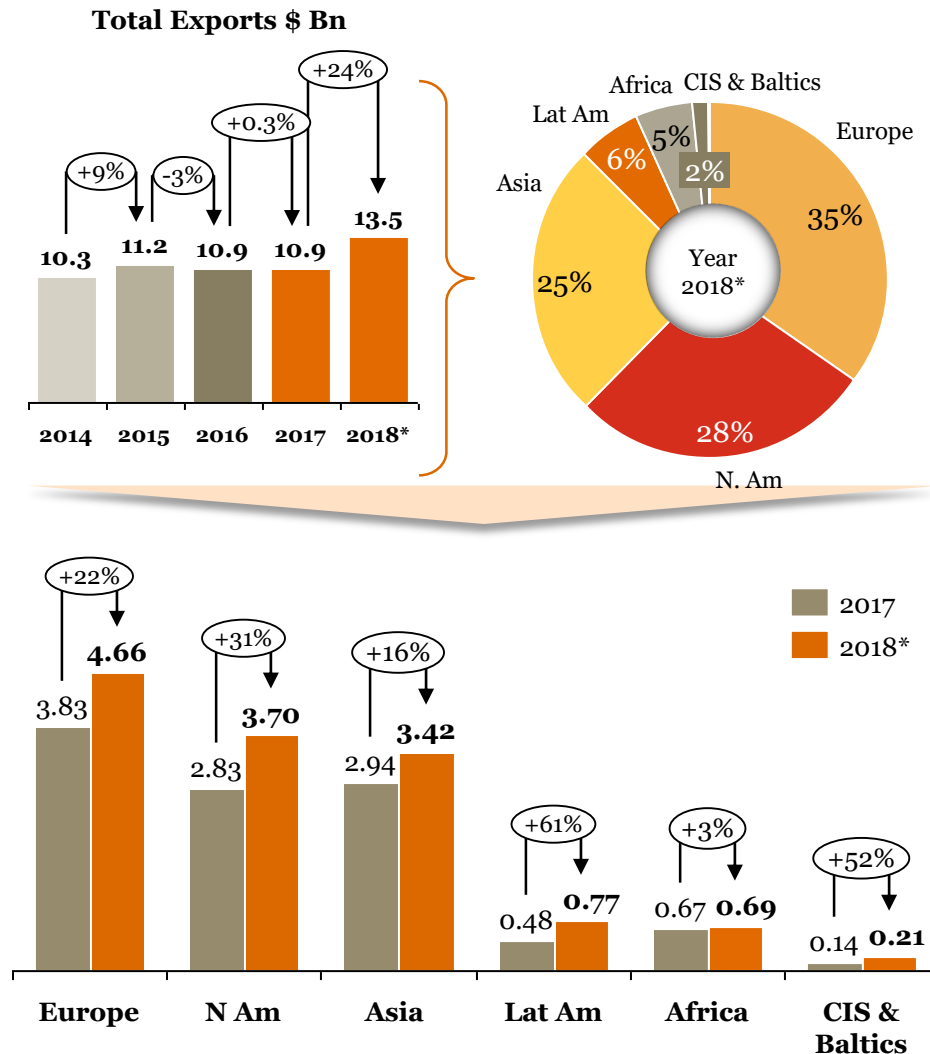
From any page – click on the section title in the header navigation bar

From this Contents page – click on the title of the section or sub-section

From the contents listing on any section divider – click on the title of the sub-section

Executive Summary FY-18

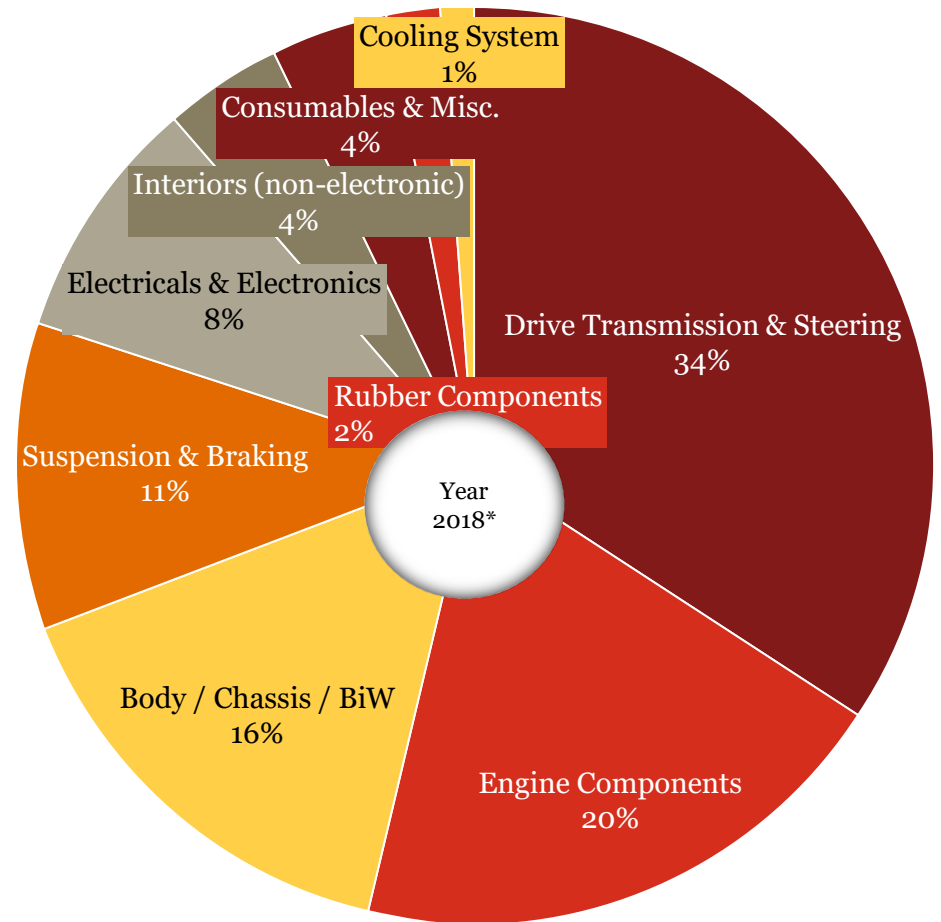
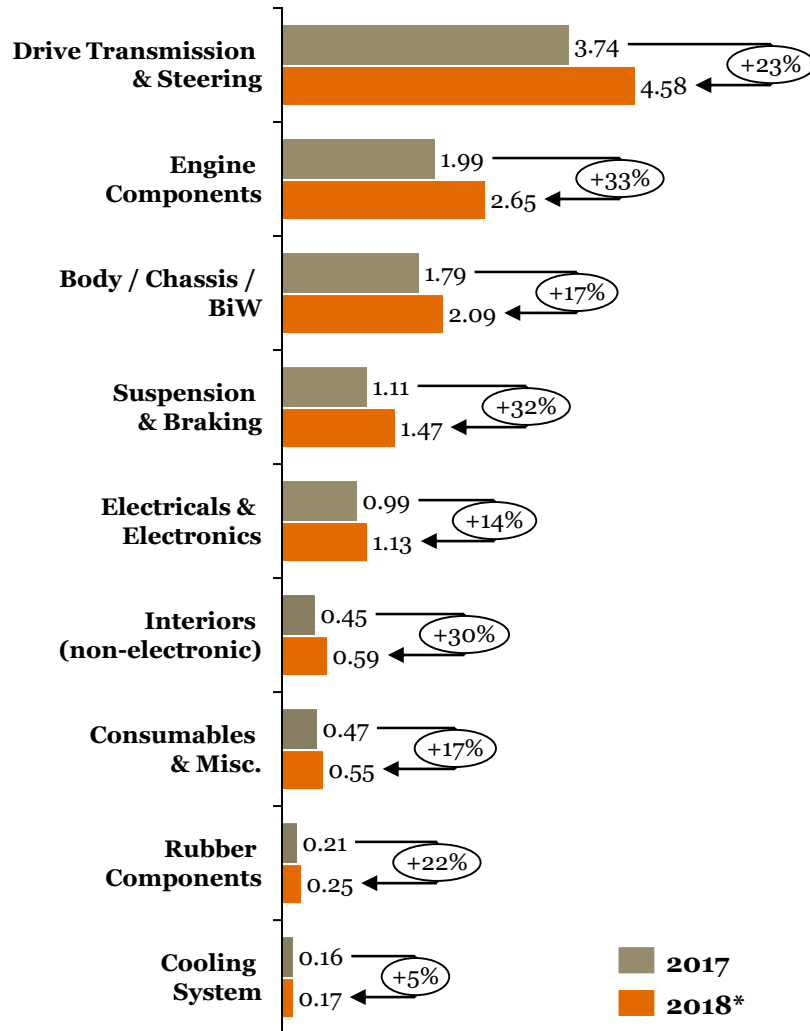
Overview of “Exports” for Indian auto component industry in FY 18



- Although, Europe was the highest value export destination, the increase in exports to N. America was substantial. The overall increase in exports this FY (Y-o-Y) has been unprecedented.
- **‘Engine, transmission and steering parts’** saw substantial export growth compared to last FY and contributed ~54% of the overall auto component exports from India; the rest ~46% is contributed by the segments such as chassis, bumpers, rubber products etc.
- Increasing exports is a testimony of the fact that Indian automotive components manufacturers are increasingly penetrating the global supply chain

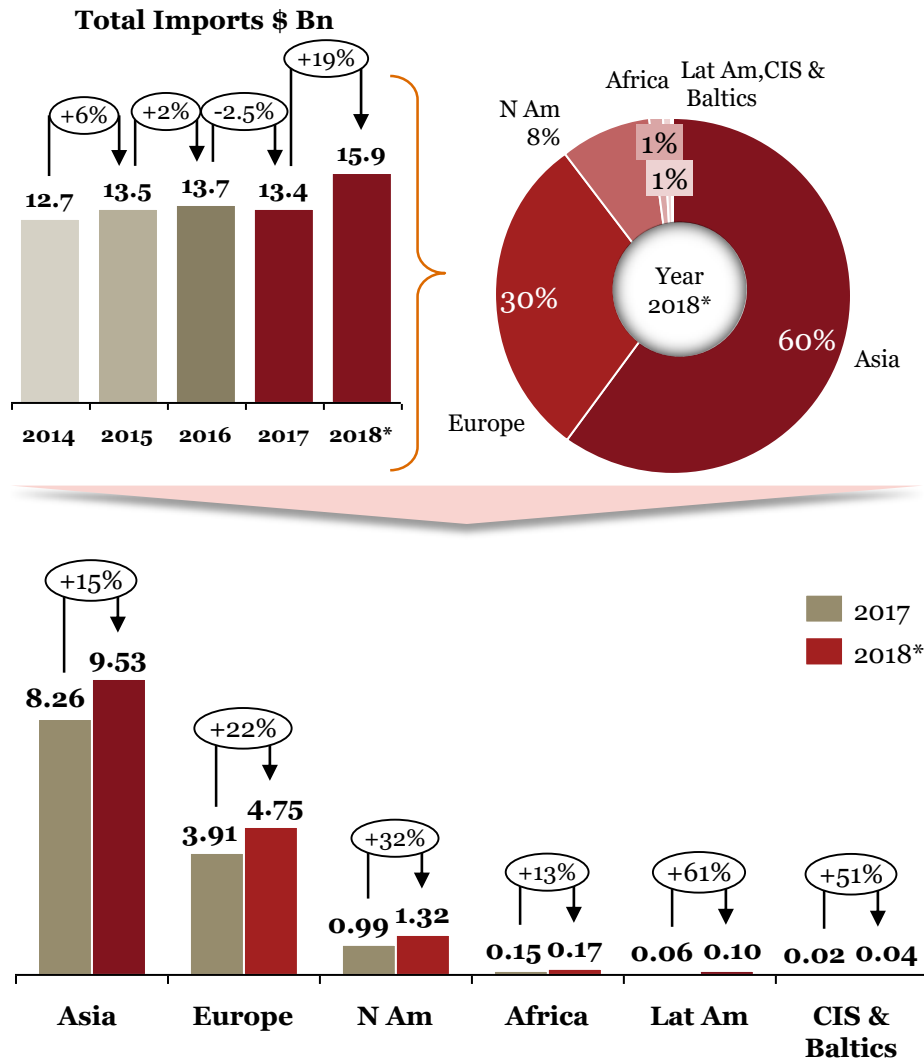
All periods mentioned are FY
*For 219 HS codes

Segmentation by product type: Exports (FY-o-FY)



All periods mentioned are FY
*For 219 HS codes

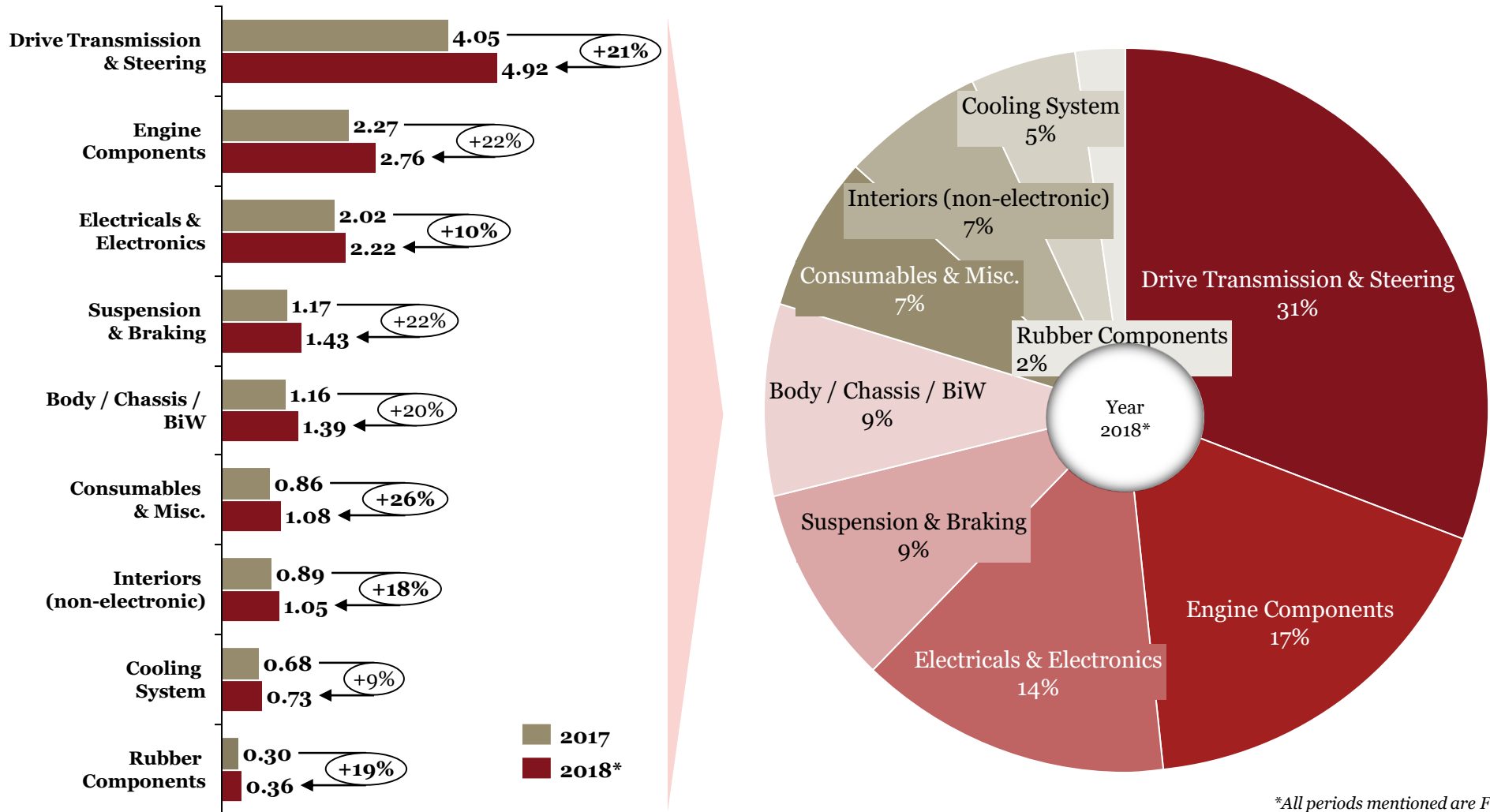
Overview of “Imports” for Indian auto component industry in FY 18



- Increase in exports outweighed the increase in imports, which shows a positive development from the perspective of domestic automotive component players
- The fiscal deficit decreased by ~7% compared to last FY.
- **Engine, transmission, steering and suspension parts account for > 50%** of overall auto-components being imported
- Imports from countries such as China, Japan and Germany has increased proportionally
- **Engine, transmission, steering and suspension parts** recorded substantial increase in the imports (~22% increase)

*All periods mentioned are FY
*For 219 HS codes

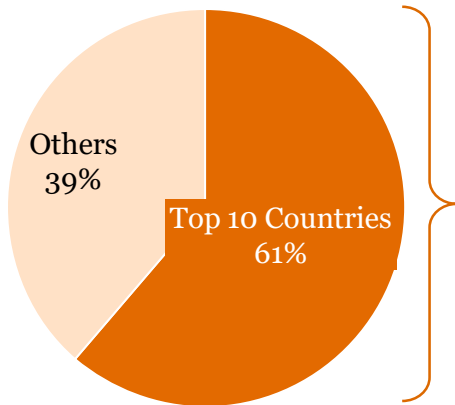
Segmentation by product type: Imports (FY-o-FY)



*All periods mentioned are FY
*For 219 HS codes

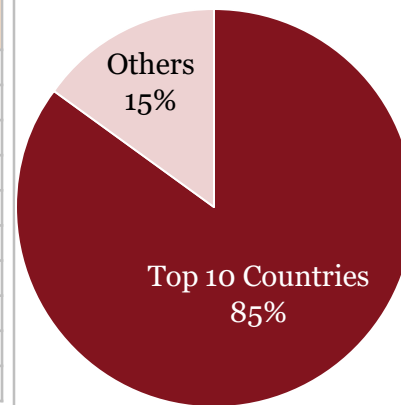
Key highlights of “Exports” & “Imports” in FY 18

Exports - To Countries (\$ Mn), 2018*

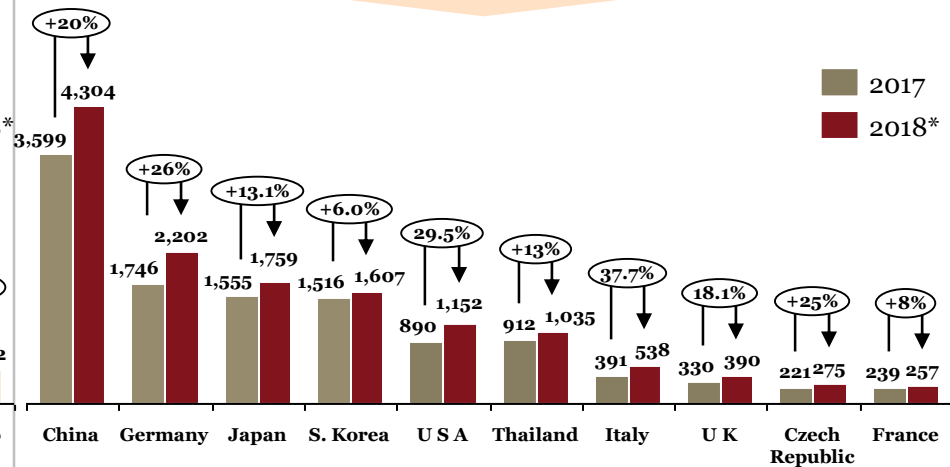
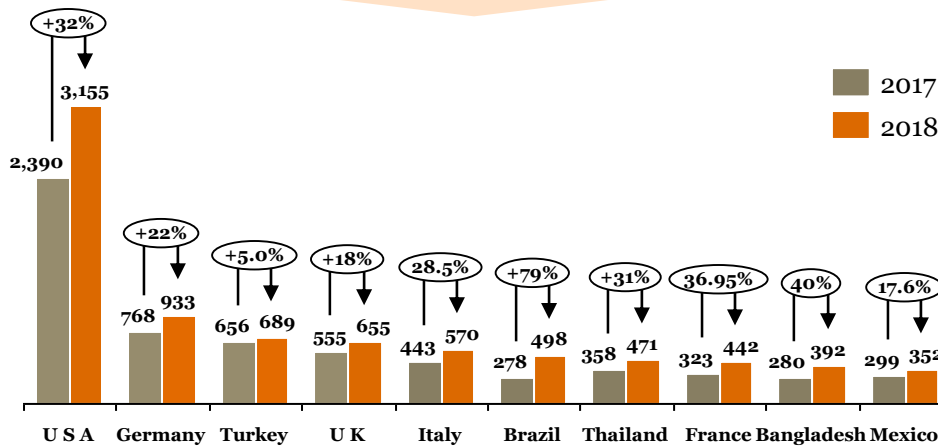


To 10 Countries	Share of Ex-FY18
U S A	23%
Germany	7%
Turkey	5%
U K	5%
Italy	4%
Brazil	4%
Thailand	3%
France	3%
Bangladesh	3%
Mexico	3%

Imports - To Countries (\$ Mn), 2018*



To 10 Countries	Share of Im-FY18
China	27%
Germany	14%
Japan	11%
S. Korea	10%
U S A	7%
Thailand	6%
Italy	3%
U K	2%
Czech Republic	2%
France	2%

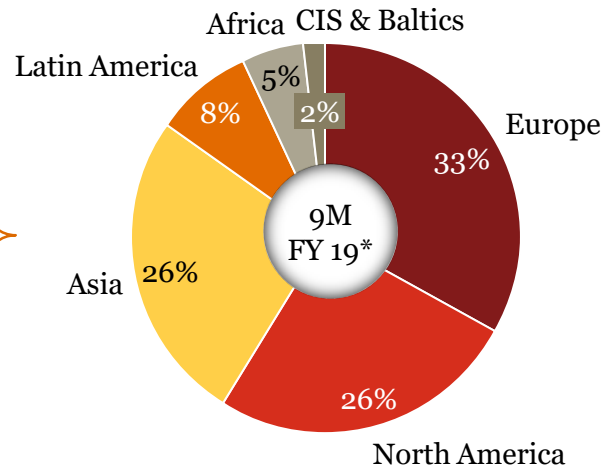
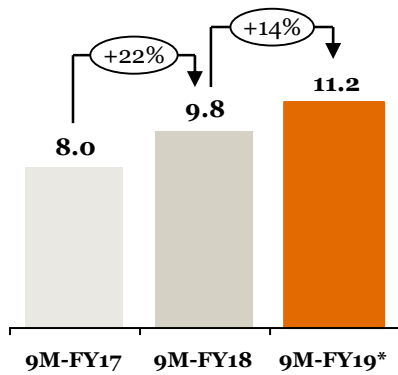


*For 219 HS codes ; All periods mentioned are FY

Executive Summary 9M:FY-19

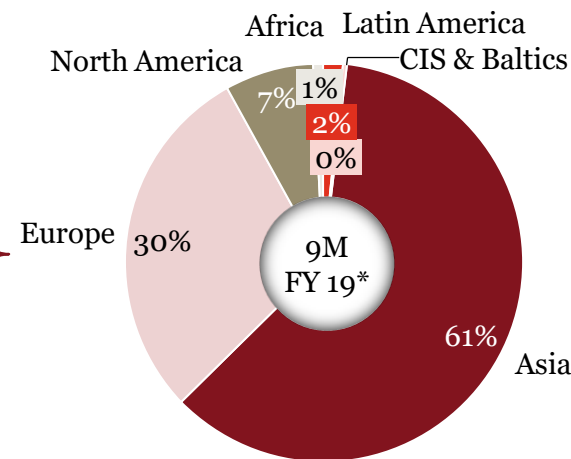
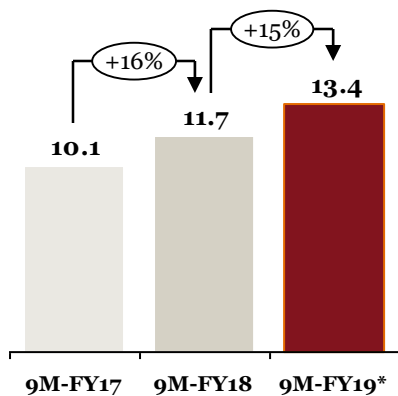
9M-FY 19 : Summary of 9M performance y-o-y for “Exports” and “Imports”

Exports (\$ Bn)



➤ Exports (w.r.t 9M-FY 18) increased by 14%, with Europe and North America accounting for >60% of the Indian auto-component export.

Imports (\$ Bn)

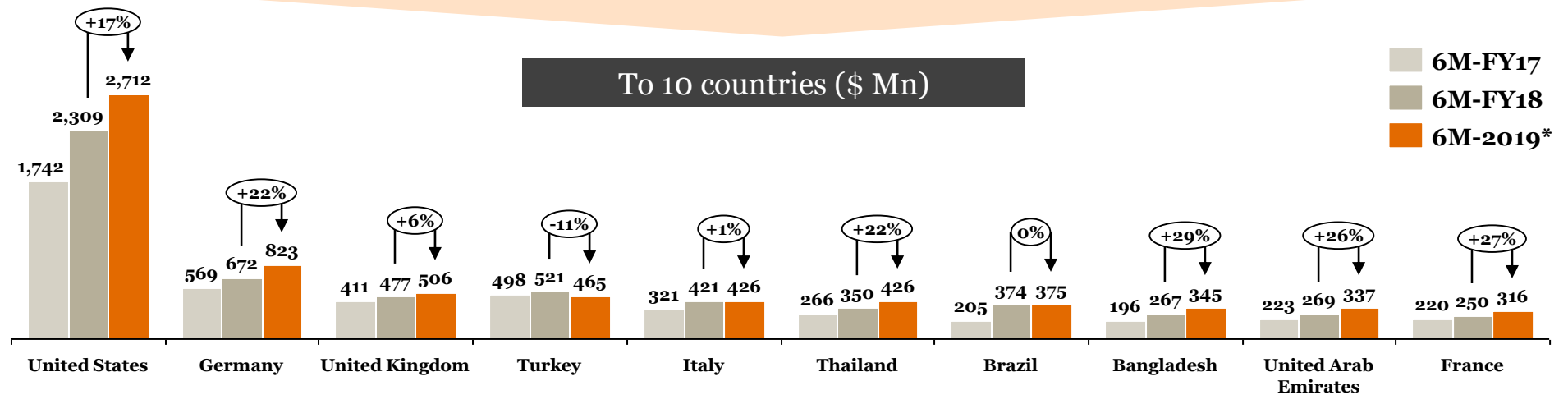
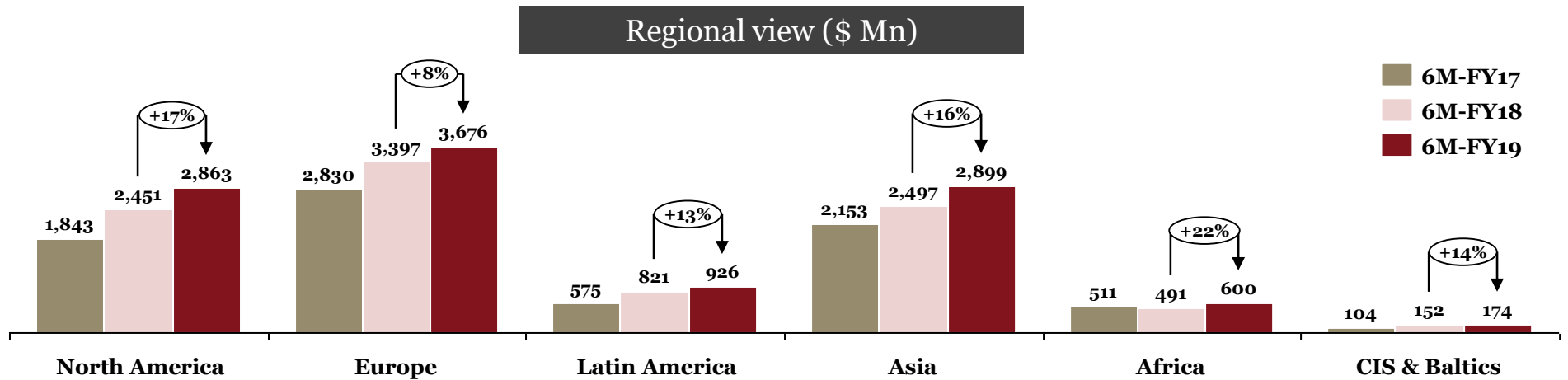


➤ Imports increased by ~15% (w.r.t 9M-FY 18), with Asia accounting for >60% of the Indian auto-component imports.

➤ China and S. Korea dominates the Asian imports in to India

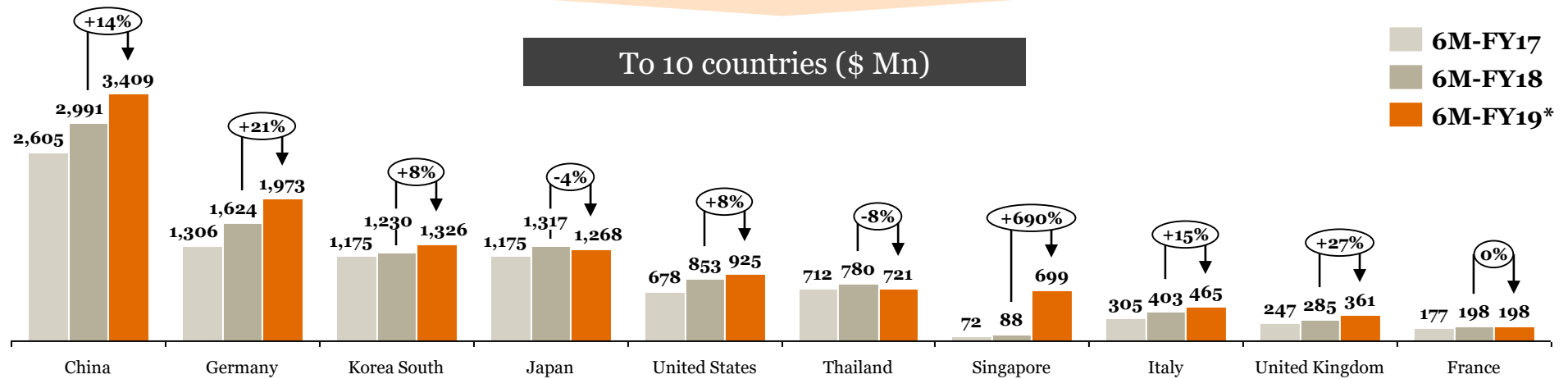
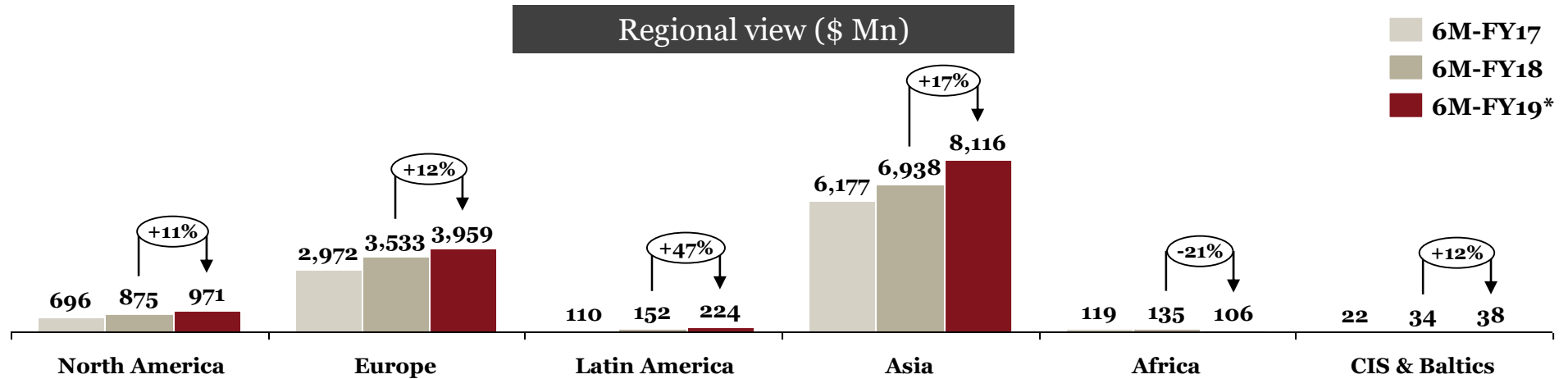
Total *219 HS Codes *All periods mentioned are FY

9M-FY 17 vs. 9M-FY 18 vs. 9M-FY 19 Exports



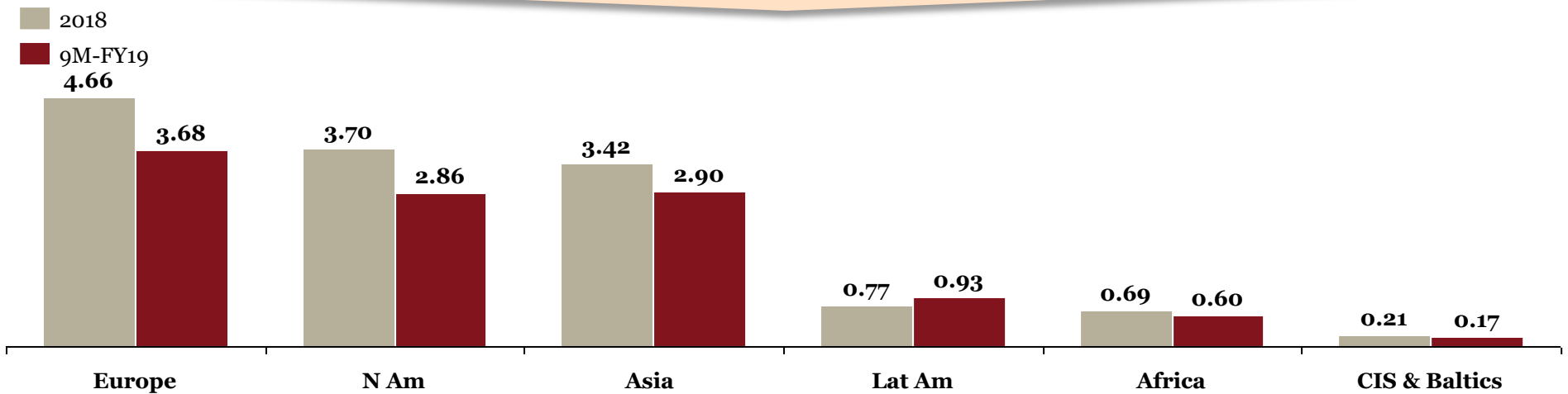
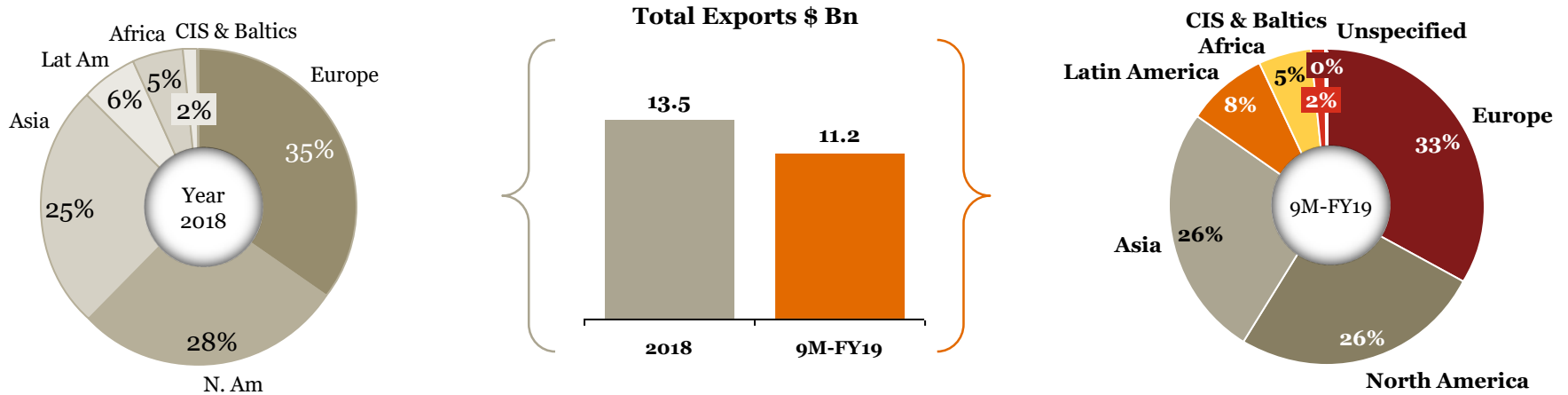
Total *219 HS Codes *All periods mentioned are FY

9M-FY 17 vs. 9M-FY 18 vs. 9M-FY 19 Imports



Total *219 HS Codes *All periods mentioned are FY

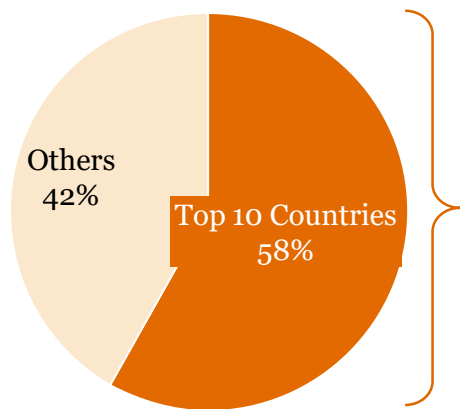
Overview of “Exports” for Indian auto component industry in 9M-FY 19



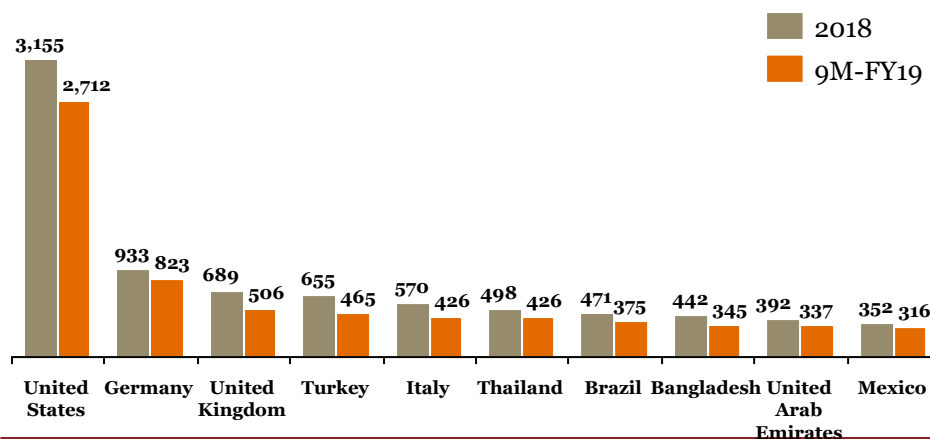
*All periods mentioned are FY

Key highlights of “Exports” in 9M-FY 19

To Countries (\$ Mn), 9M-FY 19



To 10 Countries	Share of Ex 9M-FY 19
U S A	24%
Germany	7%
U K	5%
Turkey	4%
Italy	4%
Thailand	4%
Brazil	3%
Bangladesh	3%
UAE	3%
Mexico	3%

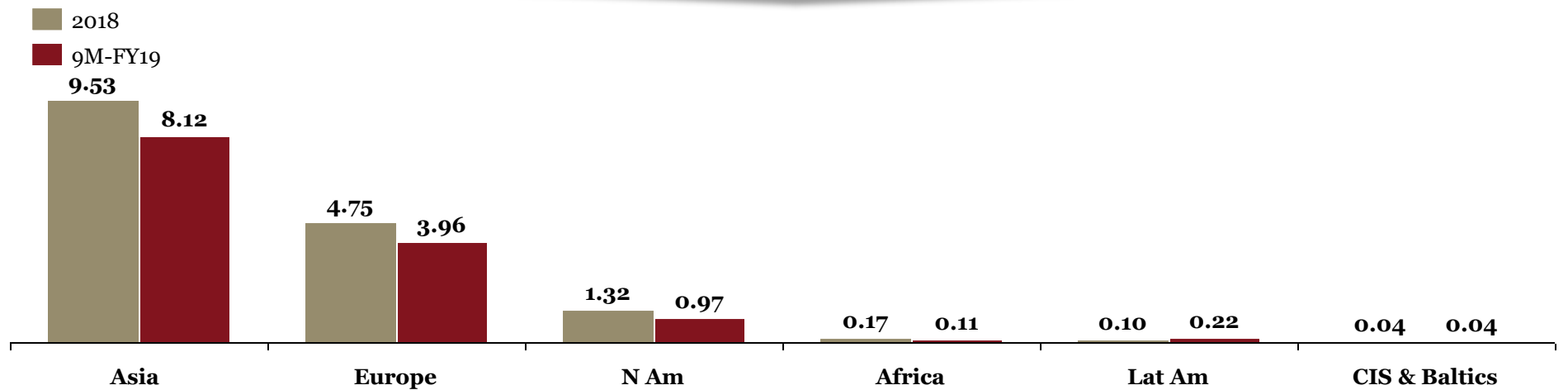
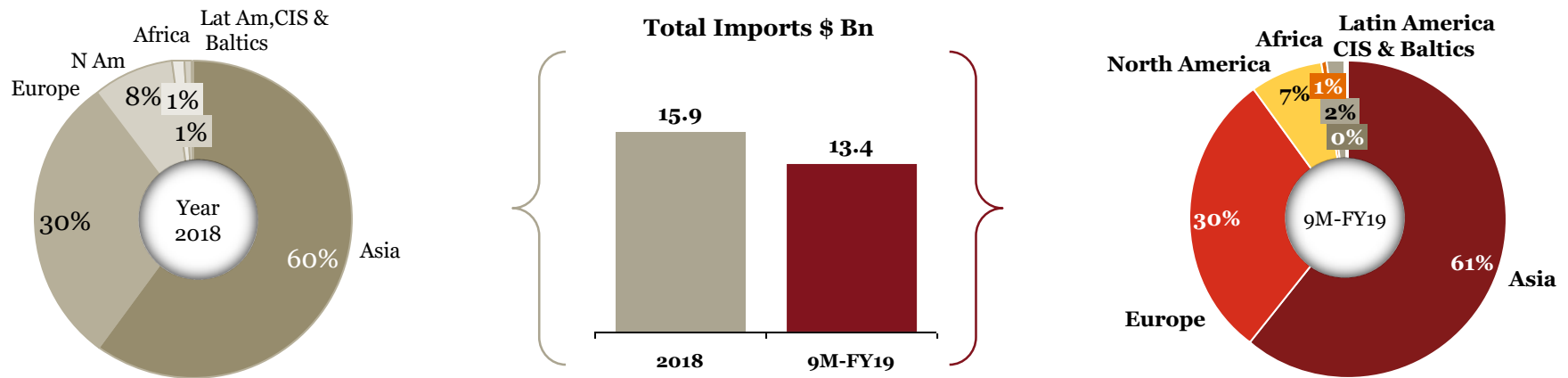


To HS codes (\$ Mn), 9M-FY 19

HS codes	Value \$ Mn	Description
87089900		
Brazil	124.89	Other: Motor vehicle parts (Reservoir for Hydraulic Power Steering Systems+Steering Gear Systems and Parts)
Turkey	148	
USA	469.85	
73269099		
Germany	31.78	All Other Articles Of Iron/Steel Nes Forged or stamped but not further worked
UK	30.09	
USA	213.88	
87083000		
Germany	47.07	Brakes and servo-brakes; parts thereof
UK	23.74	
U S A	159.39	
84835010		
Italy	27.65	Pulleys, power transmission
U K	24.33	
U S A	169.31	
84099990		
Italy	24.06	Other parts of diesel engine: Other
U K	41.57	
U S A	96.39	
87085000		
Italy	22.86	Drive-axles with differential, whether or not provided with other transmission components, non-driving axles; parts thereof
Turkey	27.11	
U S A	105.44	
87060042		
Bangladesh	90.53	For the motor vehicles of heading 8704:For vehicles, other than petrol driven
Indonesia	29.98	
Nepal	16.89	

Total *219 HS Codes *All periods mentioned are FY

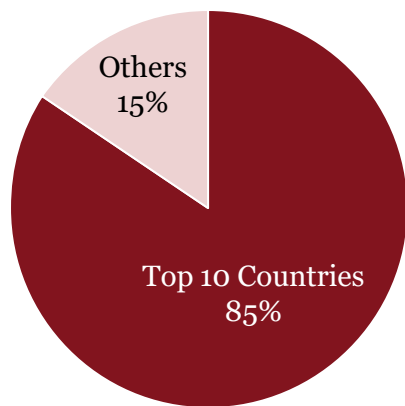
Overview of “Imports” for Indian auto component industry in 9M-FY 19



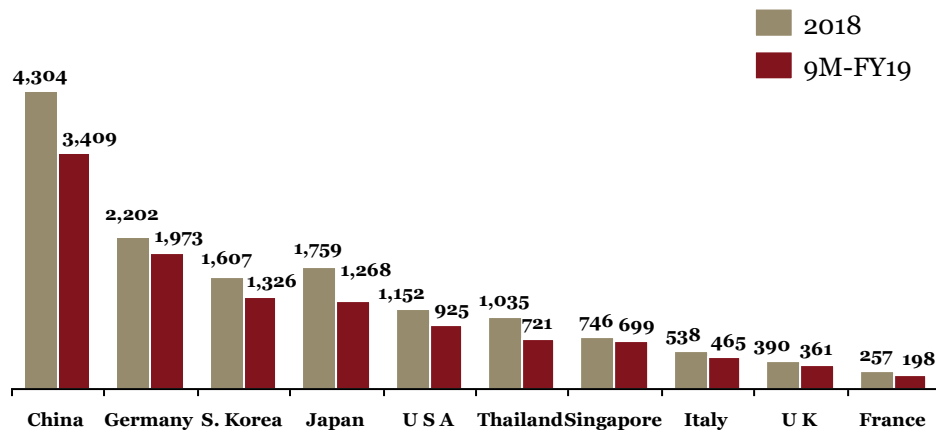
*All periods mentioned are FY

Key highlights of “Imports” in 9M-FY 19

To Countries (\$ Mn), 9M-FY 19



To 10 Countries	Share of Im 9M-FY19
China	25%
Germany	15%
S. Korea	10%
Japan	9%
U S A	7%
Thailand	5%
Singapore	5%
Italy	3%
U K	3%
France	2%

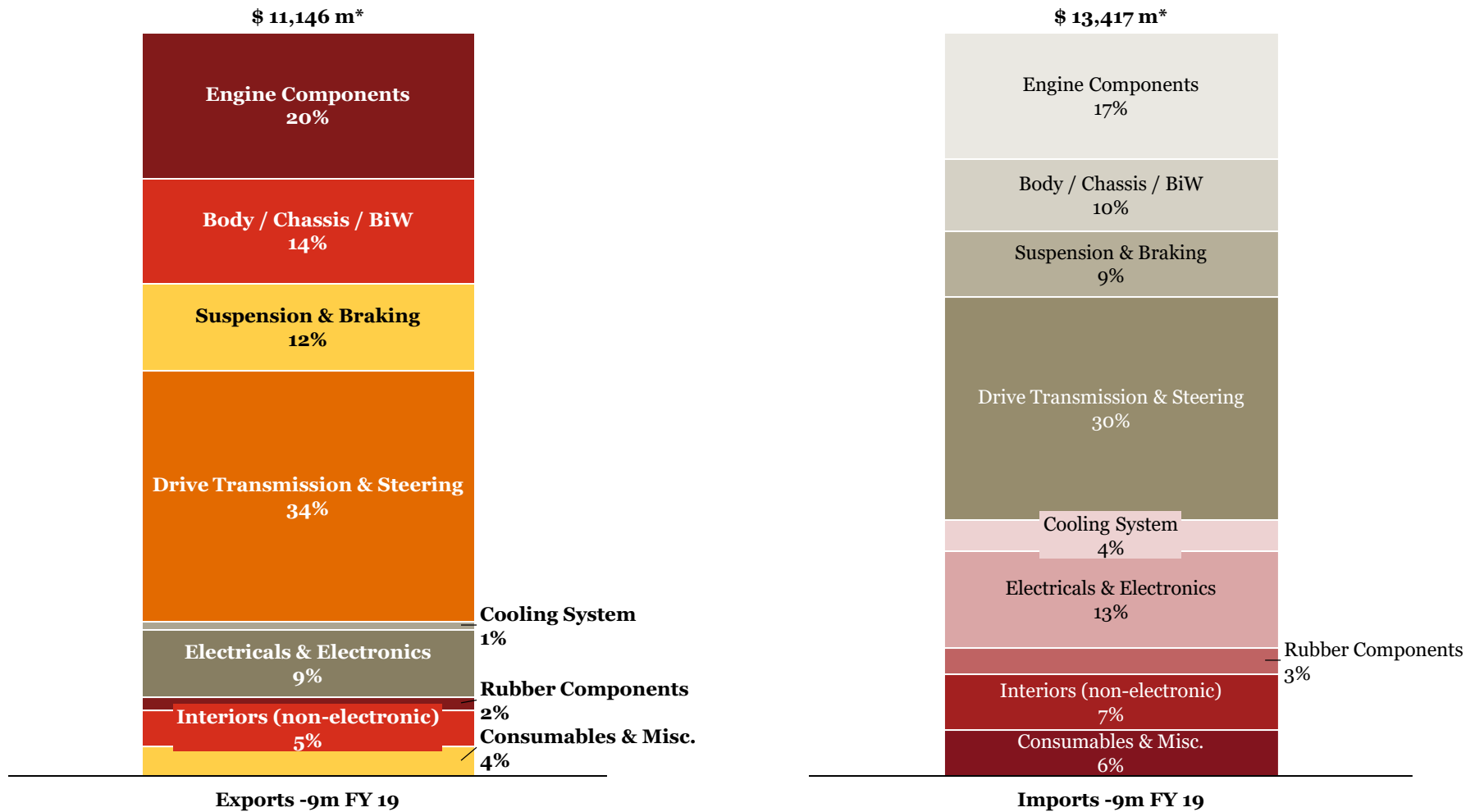


To HS codes (\$ Mn), 9M-FY 19

HS codes	Value \$ Mn	Description
87089900		Other: Motor vehicle parts (Reservoir for Hydraulic Power Steering Systems+Steering Gear Systems and Parts)
Germany	304.29	
Korea	236.05	
China	217.36	
87084000		Gear boxes and parts thereof
Japan	161.48	
Korea	161.3	
U S A	92.58	
87141090		Other interiors
China	327.71	
Thailand	18.01	
Japan	13.03	
84835010		Pulleys, power transmission
U S A	169.31	
Italy	27.65	
U K	24.33	
73269099		All Other Articles Of Iron/Steel Nes Forged or stamped but not further worked
China	139.99	
Japan	38.71	
Germany	38.13	
84099990		Other parts of diesel engine: Other
Germany	100.89	
China	52.69	
U S A	49	
84073410		Spark Ignition Reciprocating Piston Engine of a Cylinder for motor cars
Korea	78.33	
South Africa	63.99	
China	57.58	

*All periods mentioned are FY

Segmentation by product type: Exports and Imports (6m-o-6m)



*Differences due to rounding off

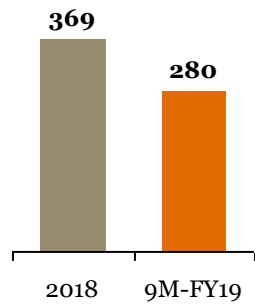
Chapter wise detailed analysis

Chapter wise detailed analysis		18
1	Chapter 40	19
2	Chapter 73	20
3	Chapter 84	21
4	Chapter 85	22
5	Chapter 87	23
6	Chapter 90	24
7	Chapter 70,72,68,83,91 & 94	25

Chapter 40

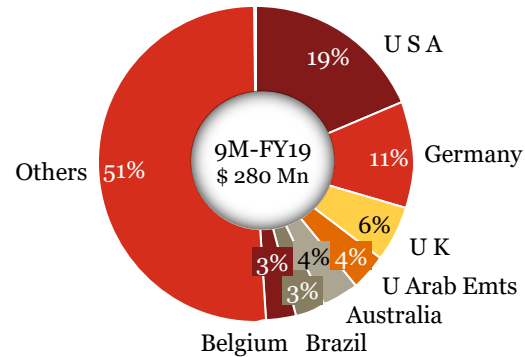
Rubber and articles

Exports (\$ Mn)

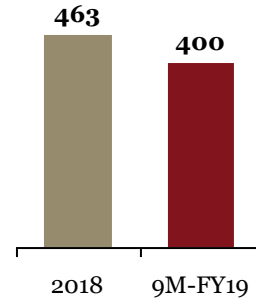


*All periods mentioned are FY

Exports-To Countries (\$ Mn, %)

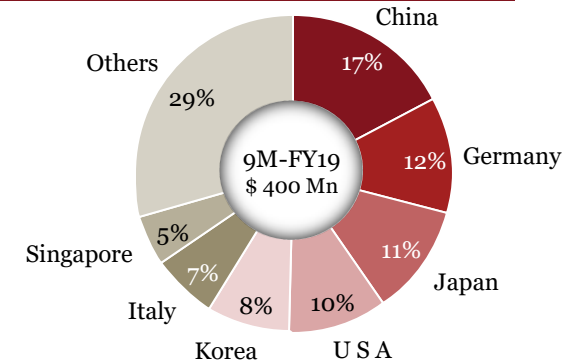


Imports (\$ Mn)



*All periods mentioned are FY

Imports-To Countries (\$ Mn, %)



To 3 Export Items

HS Codes	Description	Value (\$ Mn)	Country	Value (\$ Mn)
40169990	Others : Articles of Vulcanized Rubber other than hard rubber	44	Germany	20
			USA	18
			Poland	7
40129041	Tyre flaps of a kind used in two-wheeled and three- kg. 10% - wheeled motor vehicles	38	USA	26
			U K	6
			Germany	6
40169330	Rubber seals (Oil seals and the like)	7	USA	4
			Germany	2
			U K	1

To 3 Import Items

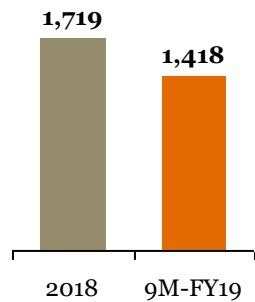
HS Codes	Description	Value (\$ Mn)	Country	Value (\$ Mn)
40169990	Others : Articles of Vulcanized Rubber other than hard rubber	59	China	29
			Korea	15
			Japan	15
40129041	Tyre flaps of a kind used in two-wheeled and three- kg. 10% - wheeled motor vehicles	43	China	23
			Germany	11
			Japan	9
40169330	Rubber seals (Oil seals and the like)	30	Japan	11
			Germany	9
			U S A	9

*All periods mentioned are FY

Chapter 73

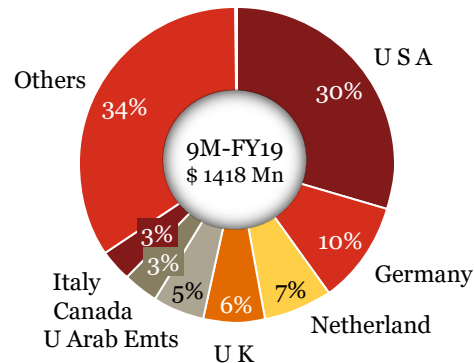
Articles of iron or steel

Exports (\$ Mn)

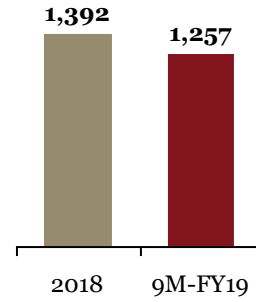


*All periods mentioned are FY

Exports-To Countries (\$ Mn, %)

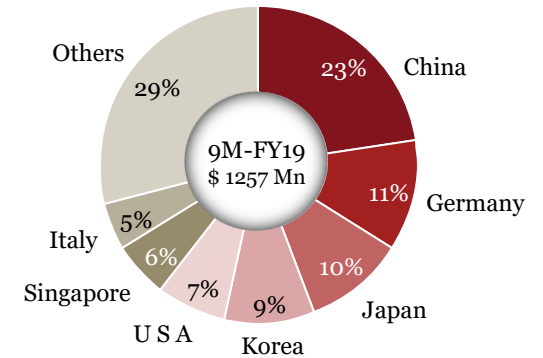


Imports (\$ Mn)



*All periods mentioned are FY

Imports-To Countries (\$ Mn, %)



To 3 Export Items

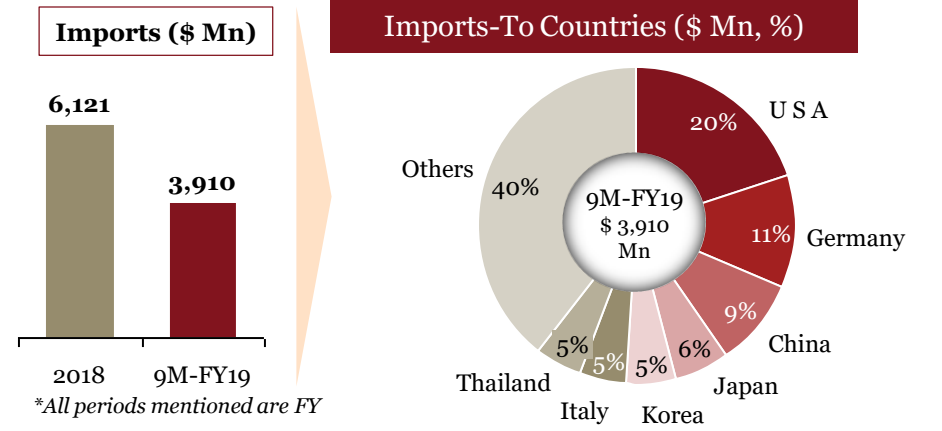
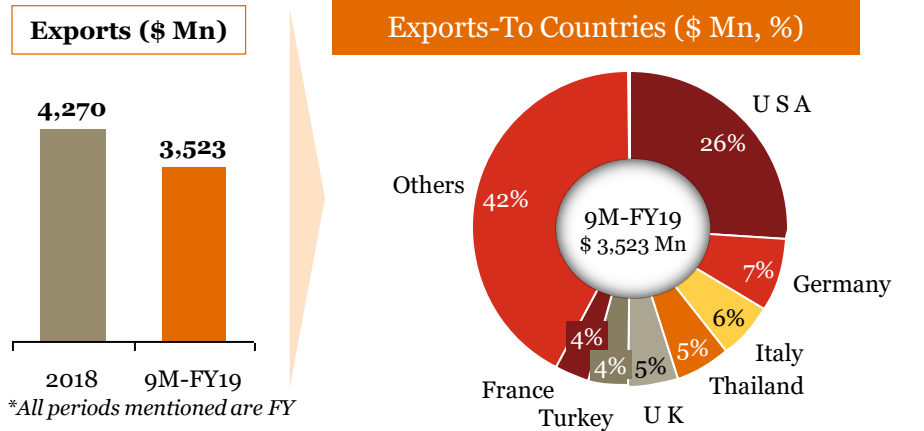
HS Codes	Description	Value (\$ Mn)	Country	Value (\$ Mn)
73269099	All Other Articles Of Iron/Steel Nes Forged or stamped but not further worked	276	USA	214
			Germany	32
			U K	30
73181500	Threaded articles : Other screws and bolts, whether or not with their nuts or washers	94	Germany	41
			Netherland	30
			U K	23
73261910	For automobiles and earth moving equipments	75	USA	34
			Mexico	23
			Germany	17

To 3 Import Items

HS Codes	Description	Value (\$ Mn)	Country	Value (\$ Mn)
73269099	All Other Articles Of Iron/Steel Nes Forged or stamped but not further worked	217	China	140
			Japan	39
			Germany	38
73181500	Threaded articles : Other screws and bolts, whether or not with their nuts or washers	160	China	64
			Japan	50
			Germany	46
73182990	Other	43	China	16
			U S A	14
			Germany	14

Chapter 84

Machinery and mechanical appliances, electrical equipment, sound recorders and reproducers, television image and sound recorders. and reproducers, and parts



To 3 Export Items

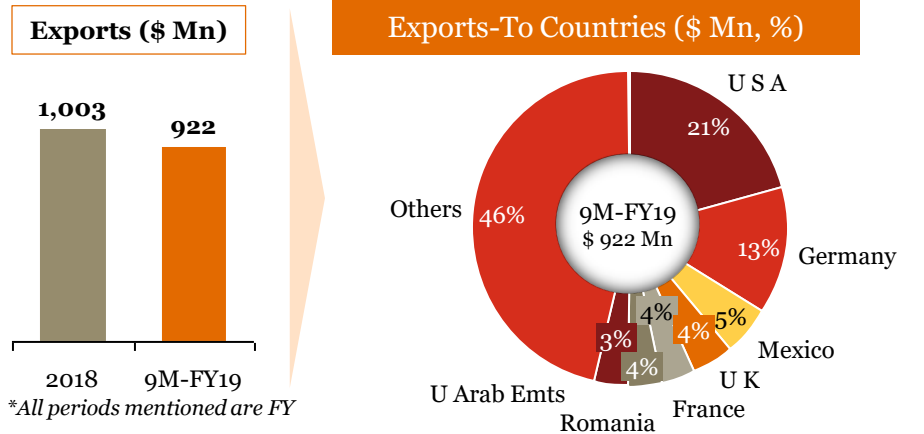
HS Codes	Description	Value (\$ Mn)	Country	Value (\$ Mn)
84835010	Pulleys, power transmission	221	U S A	169
			Italy	28
			U K	24
84099990	Other parts of diesel engine: Other	162	U S A	96
			U K	42
			Italy	24
84139190	Others (Parts of Steering Pump Assembly)	131	U S A	96
			Germany	27

To 3 Import Items

HS Codes	Description	Value (\$ Mn)	Country	Value (\$ Mn)
84835010	Pulleys, power transmission	221	U S A	169
			Italy	28
			U K	24
84099990	Other parts of diesel engine: Other	203	Germany	101
			China	53
			U S A	49
			Korea	78
84073410	Spark Ignition Reciprocating Piston Engine of a Cylinder for motor cars	200	South Africa	64
			China	58

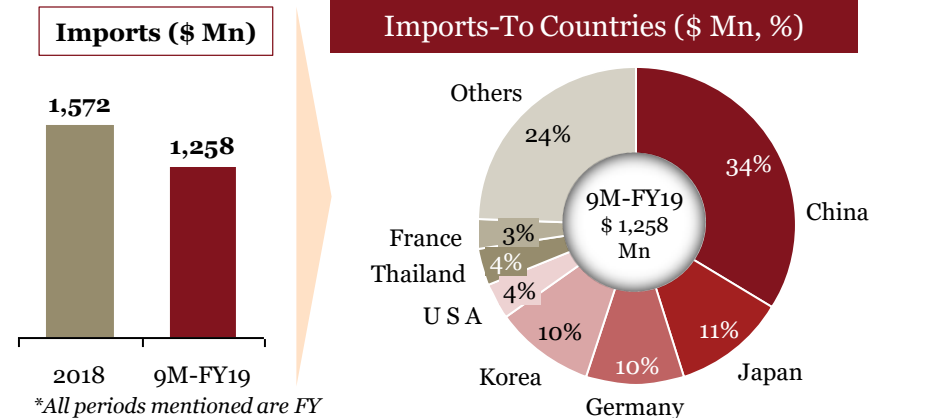
Chapter 85

Electrical machinery and equipment and parts thereof



To 3 Export Items

HS Codes	Description	Value (\$ Mn)	Country	Value (\$ Mn)
85030090	Other	118	USA	82
			Mexico	21
			Bangladesh	15
85443000	Ignition wiring sets and other wiring sets of a kind used in vehicles, aircraft or ships	67	U K	31
			USA	19
			Hungary	17
85114000	Starter motors and dual purpose starter-generators	61	Germany	27
			USA	27
			Thailand	8

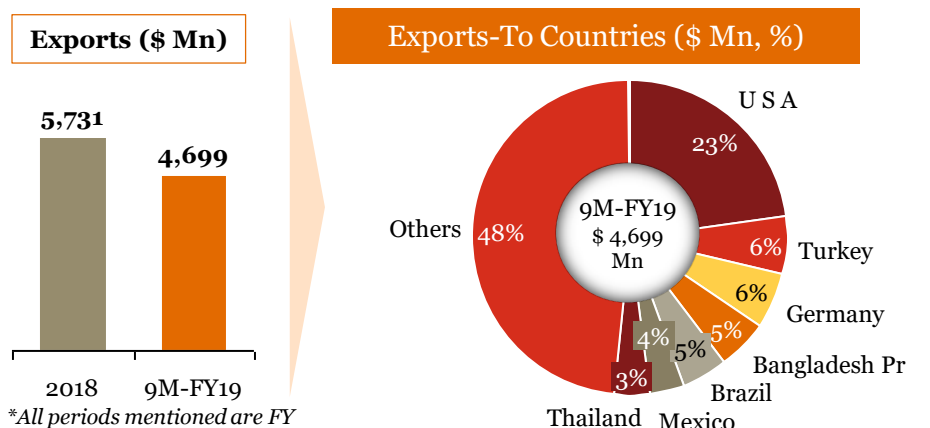


To 3 Import Items

HS Codes	Description	Value (\$ Mn)	Country	Value (\$ Mn)
85030090	Other	217	China	163
			Spain	32
			Germany	23
			China	46
85013119	DC motors :Other	102	Japan	45
			Germany	10
			China	37
85011019	DC motors :Other	72	Japan	17
			Korea	17
			China	17

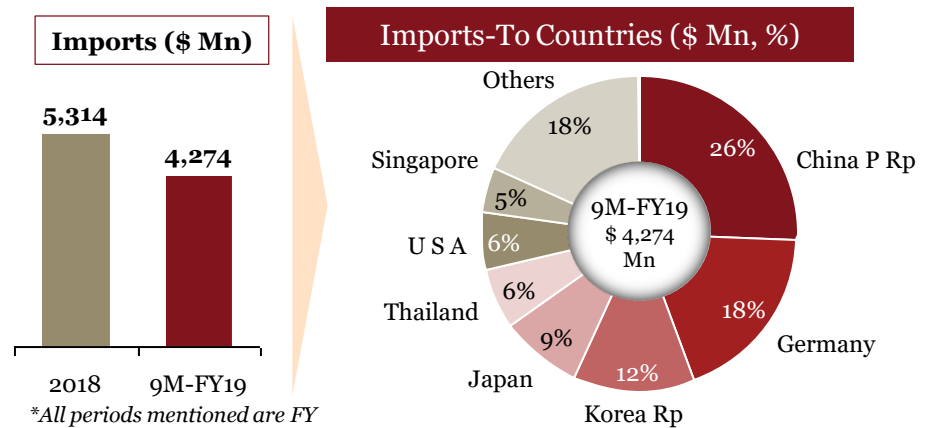
Chapter 87

Vehicles other than railway or tramway rolling - stock, and parts and accessories



To 3 Export Items

HS Codes	Description	Value (\$ Mn)	Country	Value (\$ Mn)
87089900	Other: Motor vehicle parts (Reservoir for Hydraulic Power Steering Systems+Steering Gear Systems and Parts)	743	U S A	470
			Turkey	148
			Brazil	125
87083000	Brakes and servo-brakes; parts thereof	230	U S A	159
			Germany	47
			U K	24
87084000	Gear boxes and parts thereof	133	U S A	60
			Thailand	50
			Turkey	24

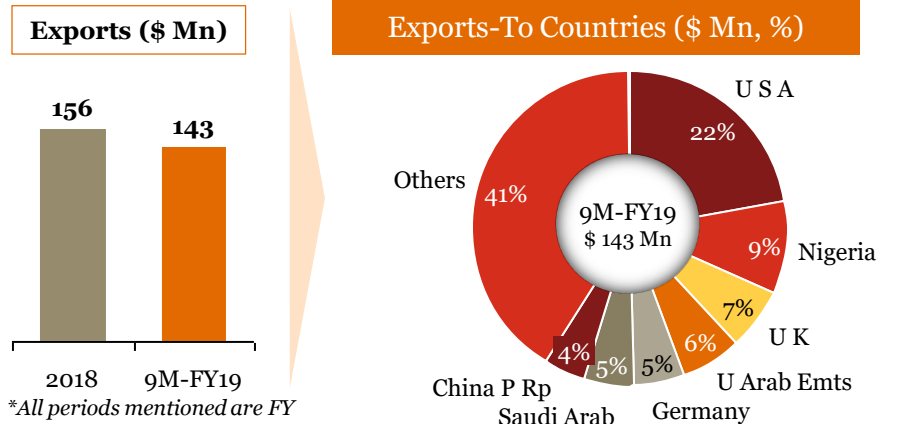


To 3 Import Items

HS Codes	Description	Value (\$ Mn)	Country	Value (\$ Mn)
87089900	Other: Motor vehicle parts (Reservoir for Hydraulic Power Steering Systems+Steering Gear Systems and Parts)	758	Germany	304
			Korea	236
			China	217
			Japan	161
87084000	Gear boxes and parts thereof	415	Japan	161
			Korea	161
			U S A	93
			China	328
87141090	Other	359	Thailand	18
			Japan	13

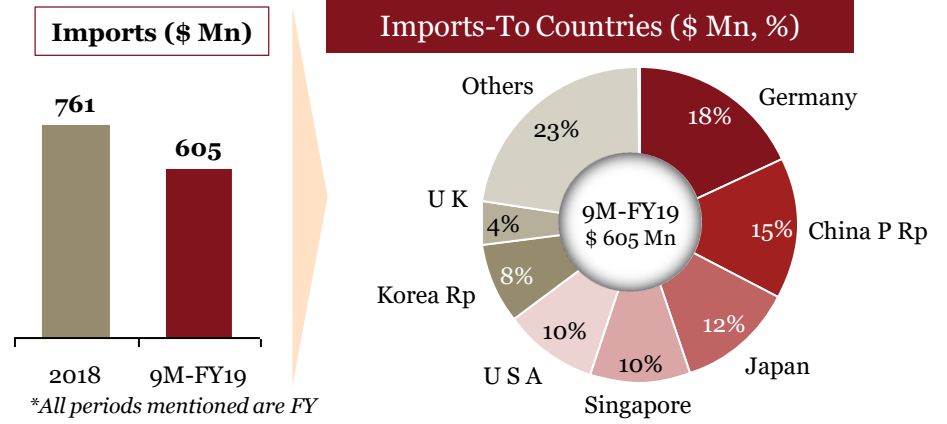
Chapter 90

Optical, photographic, cinematographic, measuring, checking, precision, medical or surgical instruments and apparatus; parts and accessories



To 3 Export Items

HS Codes	Description	Value (\$ Mn)	Country	Value (\$ Mn)
90319000	Other optical instruments and appliances :Parts and accessories (Measuring & Checking Insturments -Sensors)	32	U S A	21
			U K	8
			Germany	3
			90328990	Other
			Nigeria	13
			U S A	9
			Saudi Arab	7
90292020	Speedometers, non-electrical	3	Spain	1
			Colombia	1
			Austria	1

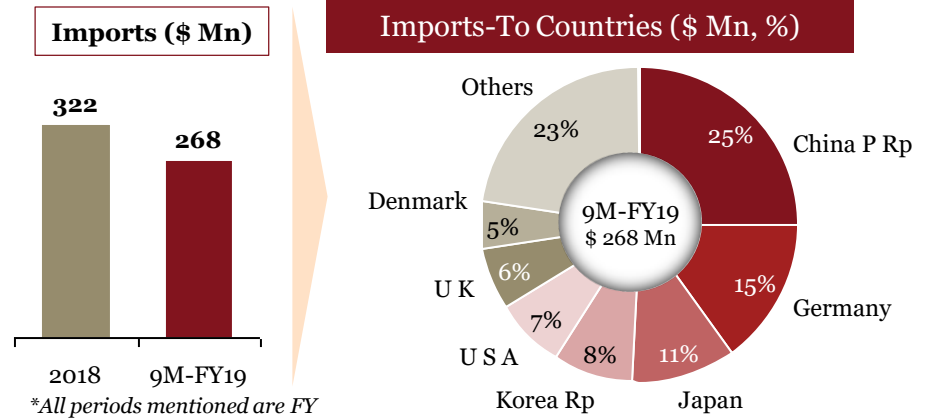
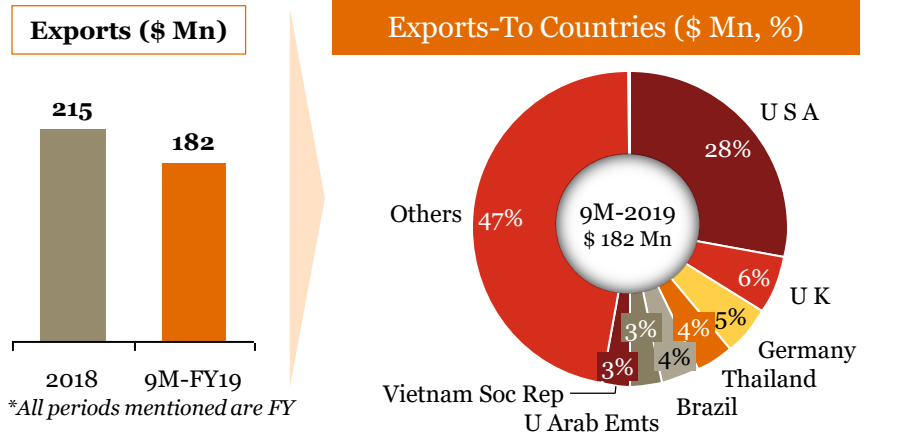


To 3 Import Items

HS Codes	Description	Value (\$ Mn)	Country	Value (\$ Mn)
90328990	Other	185	Germany	68
			China	61
			Singapore	56
90319000	Other optical instruments and appliances :Parts and accessories (Measuring & Checking Insturments -Sensors)	100	Germany	39
			Japan	34
			China	27
90158030	Geophysical instruments	2	Canada	1
			Netherland	1
			France	0

Chapter 70,72,68,83,91 & 94

Multiple Chapters



To 3 Export Items

HS Codes	Description	Value (\$ Mn)	Country	Value (\$ Mn)
83012000	Other optical instruments and appliances :Parts and accessories (Measuring & Checking Insturments -Sensors)	21	U S A	11
			U K	5
			Thailand	5
68138100	Other	19	U S A	15
			Canada	2
			Poland	2
94012000	Speedometers, non-electrical	16	U S A	7
			Brazil	5
			Germany	3

To 3 Import Items

HS Codes	Description	Value (\$ Mn)	Country	Value (\$ Mn)
94012000	Seats of a kind used for motor vehicles	21	Germany	8.48
			U K	6.99
			China	5.55
83012000	Locks of a kind used for motor vehicles	15	China	7.45
			Korea	3.86
			Germany	3.4
83023090	Other	12	Germany	5.7
			Korea	4.49
			China	2.23



Disclaimer

This document has been prepared solely for *[ACMA] Automotive Component Manufacturers Association of India*, being the express addressee to this document. PwC does not accept or assume any liability, responsibility or duty of care for any use of or reliance on this document by anyone, other than (i) ACMA, to the extent agreed in the relevant contract for the matter to which this document relates (if any), or (ii) as expressly agreed by PwC in writing in advance.

This publication has been prepared for general guidance on matters of interest only, and does not constitute professional advice. You should not act upon the information contained in this publication without obtaining specific professional advice. No representation or warranty (express or implied) is given as to the accuracy or completeness of the information contained in this publication, and, to the extent permitted by law, PwC, its members, employees and agents accept no liability, and disclaim all responsibility, for the consequences of you or anyone else acting, or refraining to act, in reliance on the information contained in this publication or for any decision based on it.

This publication contains certain examples extracted from third party documentation and so being out of context from the original third party documents; readers should bear this in mind when reading the publication. The copyright in such third party material remains owned by the third parties concerned, and PwC expresses its appreciation to these companies for having allowed it to include their information in this publication. For a more comprehensive view on each company's communication, please read the entire document from which the extracts have been taken. Please note that the inclusion of a company in this publication does not imply any endorsement of that company by PwC nor any verification of the accuracy of the information contained in any of the examples.

This publication contains various companies' forward looking statements, which by their nature involve numerous assumptions, inherent risks and uncertainties, both general and specific, and risks that predictions, forecasts, projections and other forward looking statements will not be achieved. We caution readers of this publication not to place undue reliance on these forward looking statements, as a number of important factors could cause actual future results to differ materially from the plans, objectives, expectations, estimates, and intentions expressed in such forward looking statements.

PwC contacts for ACMA Knowledge Partnership

- Kavan Mukhtyar, Partner & Leader-Automotive, PwC India - kavan.mukhtyar@in.pwc.com / +912261198735
- Somnath Chatterjee, ACMA Knowledge Partnership Manager –somnath.chatterjee@in.pwc.com / +91124620724