

www.pwc.com

# *Export-Import analysis of Indian auto-component industry*

*View: FY 20*

Prepared for ACMA

*Strictly private  
and confidential*

*July 2020*



**pwc**

# Contents

<b>Summary for FY-20</b>		<b>3</b>
<b>Chapter wise detailed analysis</b>		<b>9</b>
1	Chapter 40	10
2	Chapter 73	11
3	Chapter 84	12
4	Chapter 85	13
5	Chapter 87	14
6	Chapter 90	15
7	Chapter 70,72,68,83,91 & 94	16

***To navigate this report on-screen  
(in pdf format)***

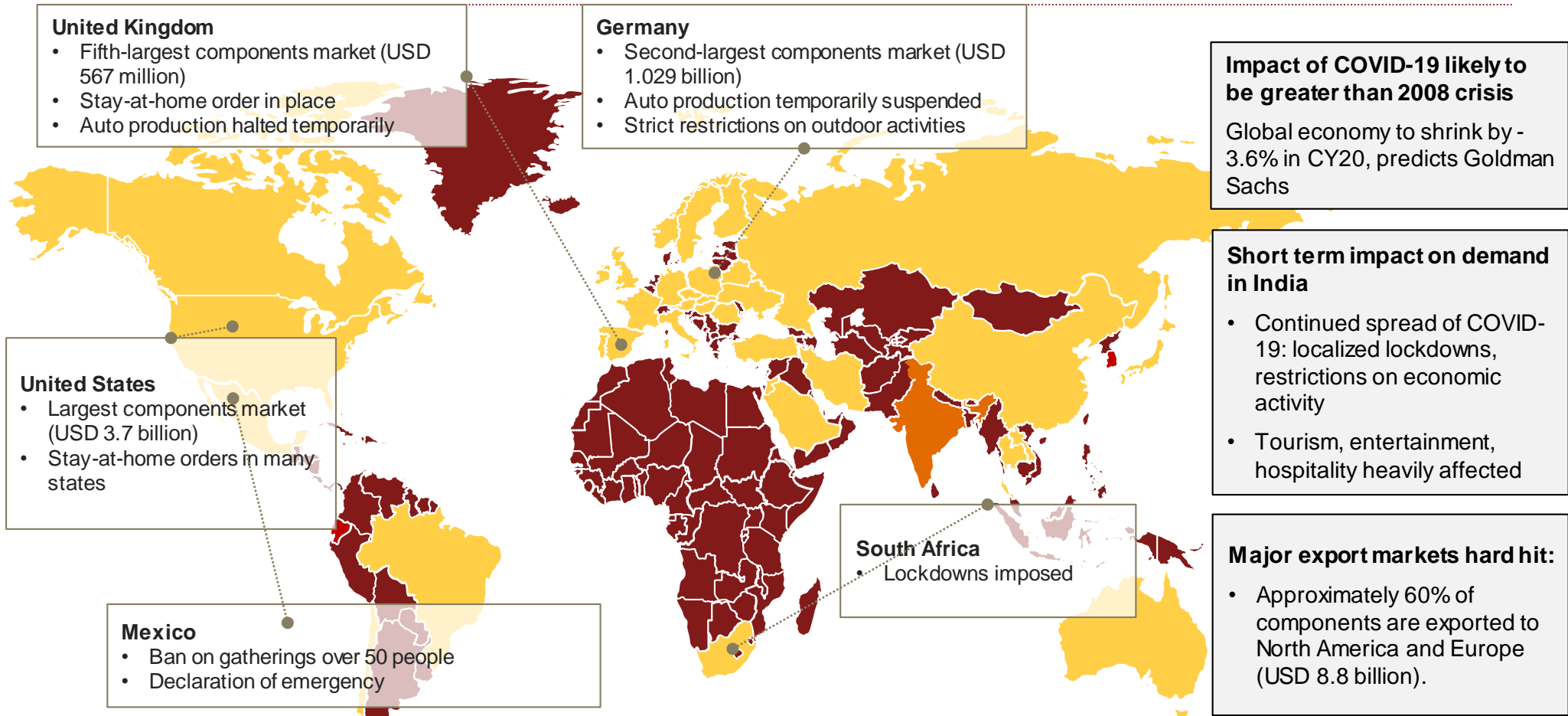
From any page – click on the section title in the header navigation bar

From this Contents page – click on the title of the section or sub-section

From the contents listing on any section divider – click on the title of the sub-section

# *Summary for FY-20*

# COVID-19 has had a major impact across the world



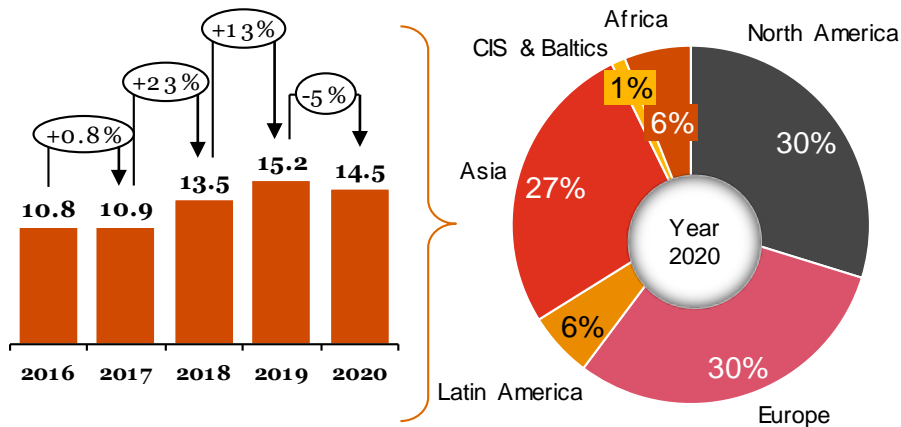
Source : Goldman Sachs, Department of Commerce, Press research, PwC analysis, Department of Commerce, Ministry of Commerce and Industry, Government of India

\*Export data for FY20 for 219 HS Codes (components),

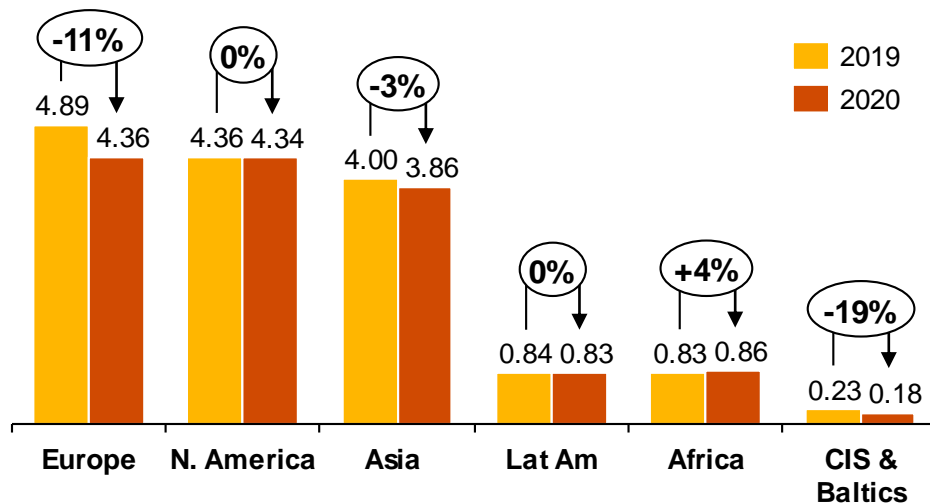
All information related to COVID-19 containment measures around the world is as of April 2020

## Overview of “Exports” for Indian auto component industry in FY 20

Total Exports \$ Bn\*



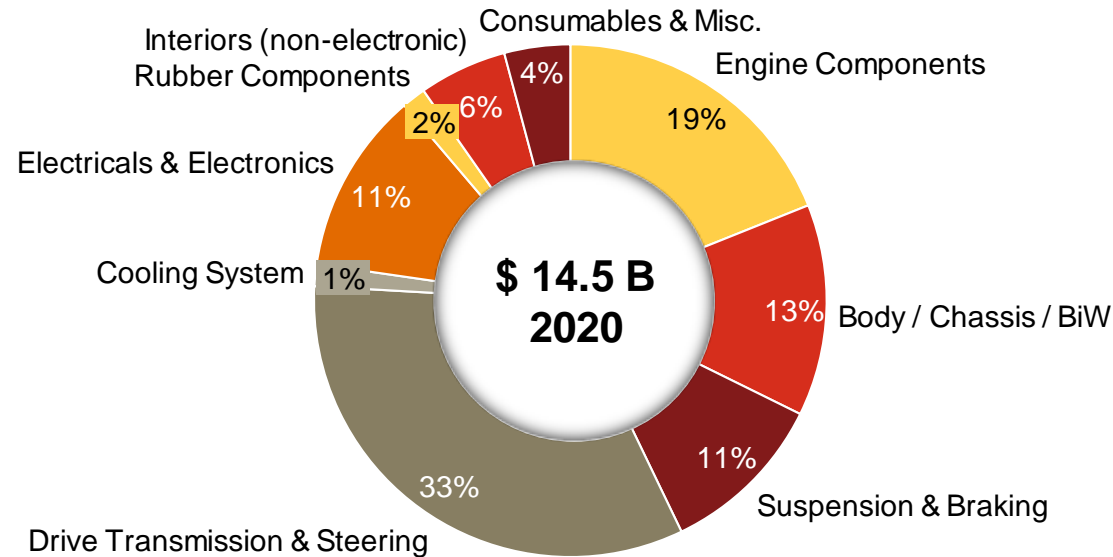
- Europe, the biggest market, saw a substantial fall in numbers, whereas North America and Asia remained stable in a challenging year for the auto industry.
- ‘Drive Transmission & Steering’, alongside ‘Engine’, remain the 2 dominant segments, accounting for 53% of exports. ‘Electricals & Electronics’ delivered strong growth, as the EV revolution continues to gather pace.
- The trade deficit in the auto sector declined, in line with other major Indian industries, as auto sales struggled domestically.



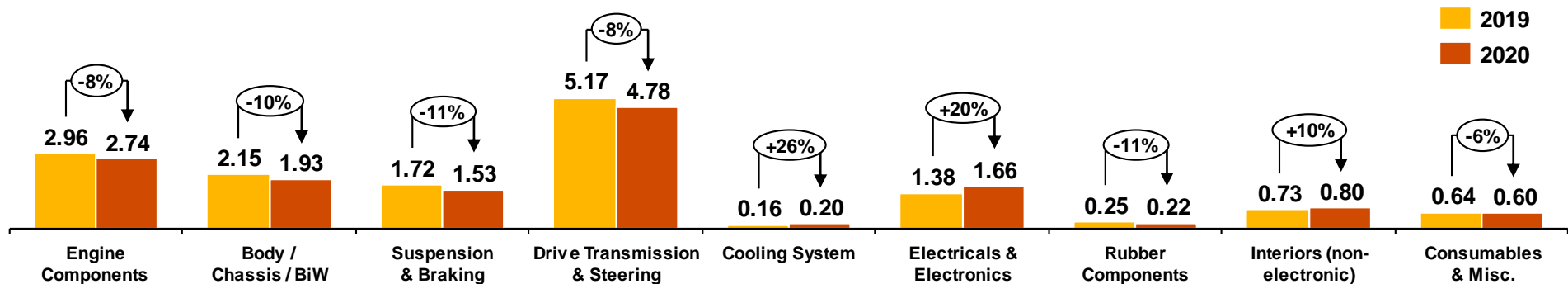
Total \*219 HS Codes \*All periods mentioned are FY

## Segmentation by product type: Exports (FY-o-FY)

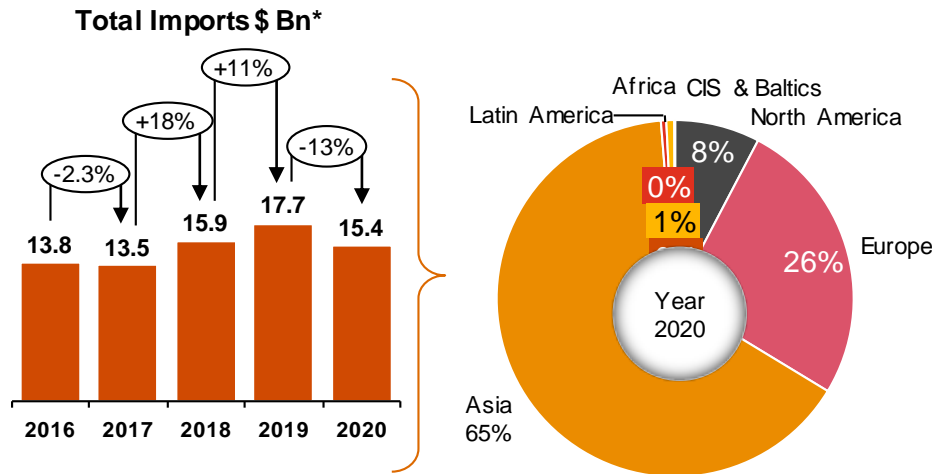
FY 20 Exports  
Segment-wise view



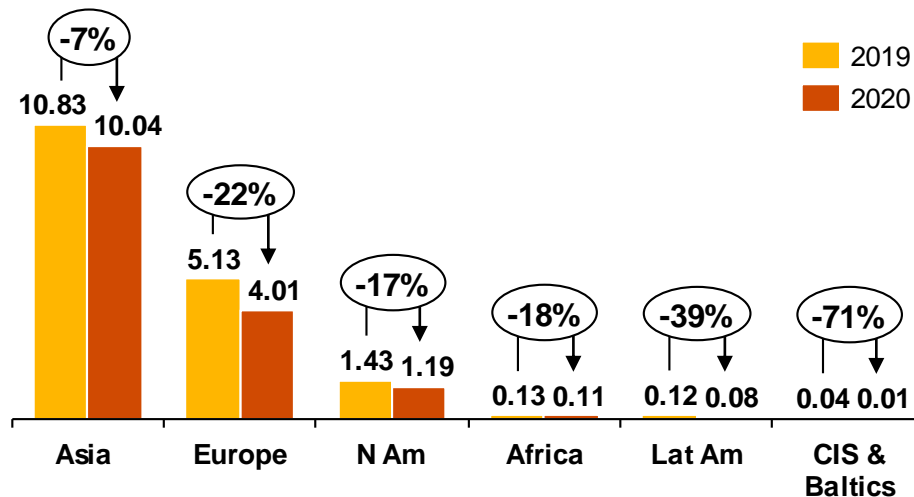
Product-type wise contribution to exports  
\$ Bn (FY19 vs. FY20)



## Overview of “Imports” for Indian auto component industry in FY 20



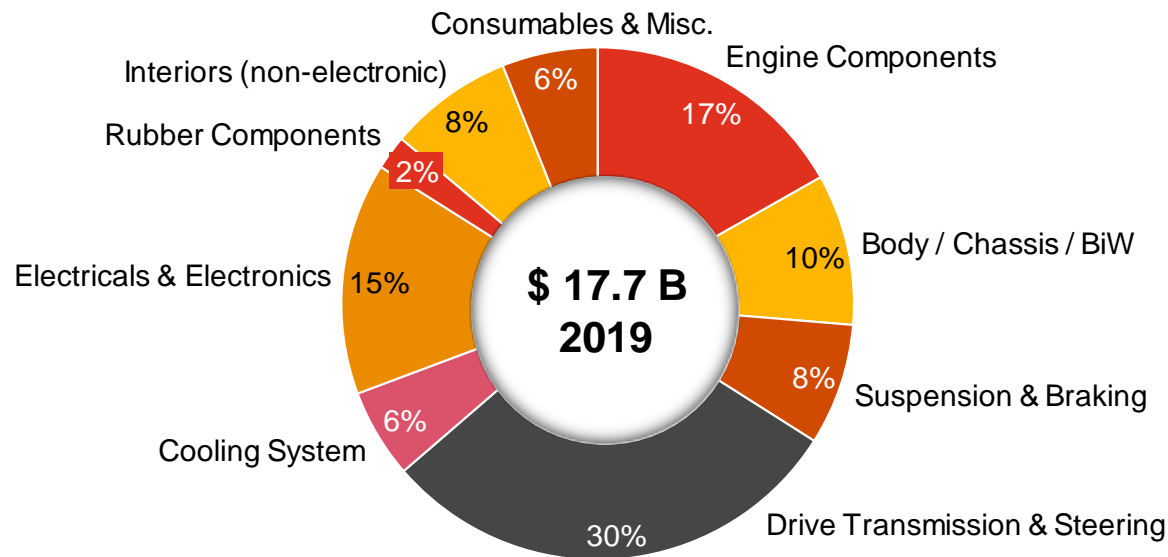
- FY20 saw a marked decrease in auto component imports into India, as slowing domestic sales, protectionist domestic policies and the COVID-19 pandemic reduced domestic demand for foreign components.
- **‘Electricals and Electronics’** now comprise 15% of all components imported into India.
- In a year where imports have fallen greatly, South Korea and Belgium saw double digit growth in products shipped to India
- The **Asian** market, which saw the smallest decline in FY20 amongst all regions, now constitutes 65% of auto imports



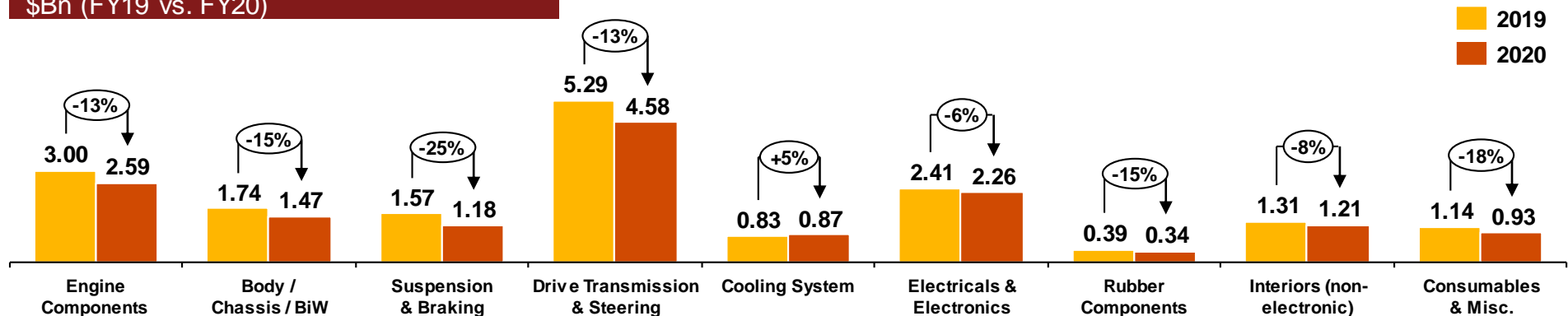
Total \*219 HS Codes \*All periods mentioned are FY

## Segmentation by product type: Imports (FY-o-FY)

### FY 20 Imports Segment-wise view



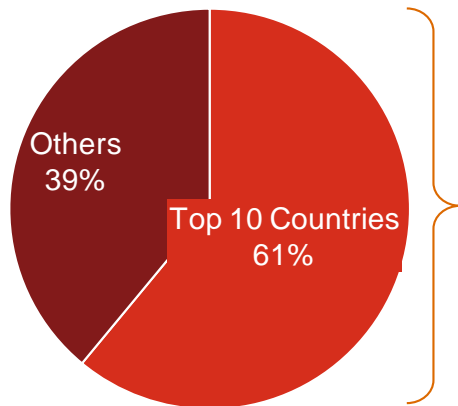
### Product-type-wise contribution to imports \$Bn (FY19 vs. FY20)





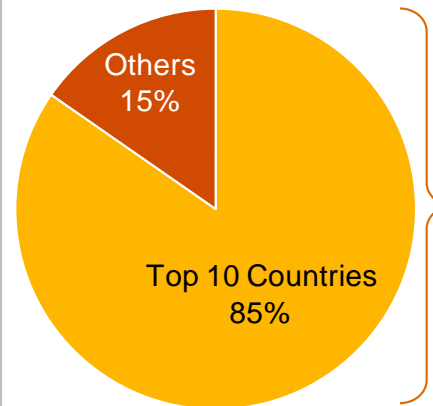
## Key highlights of “Exports” & “Imports” in FY 20

### Exports - Top Countries (\$ Mn), 2020

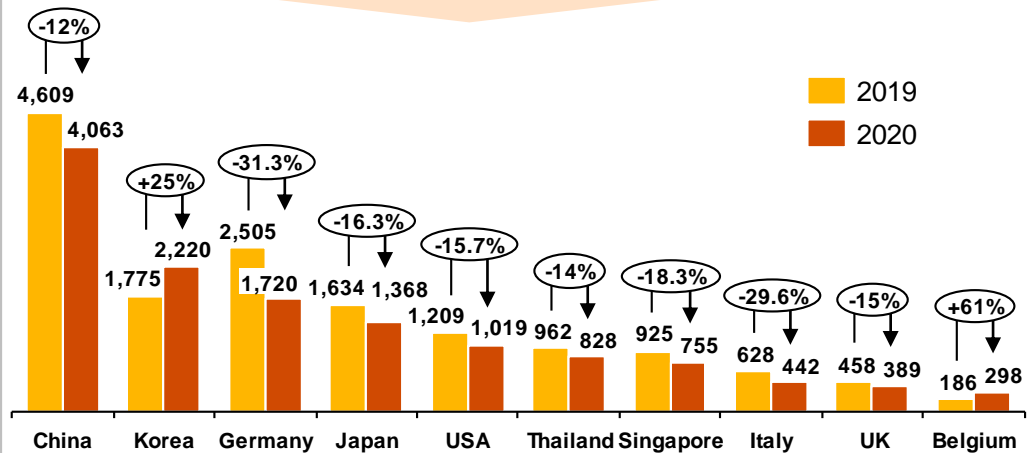
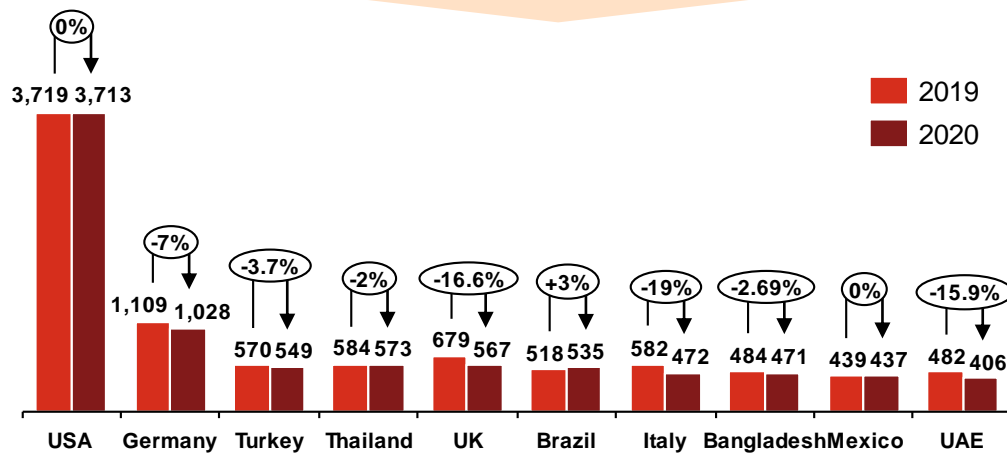


Top 10 Countries	Share of Ex-FY20
USA	26%
Germany	7%
Turkey	4%
Thailand	4%
UK	4%
Brazil	4%
Italy	3%
Bangladesh	3%
Mexico	3%
UAE	3%

### Imports - Top Countries (\$ Mn), 2020



Top 10 Countries	Share of Im-FY20
China	26%
Korea	14%
Germany	11%
Japan	9%
USA	7%
Thailand	5%
Singapore	5%
Italy	3%
UK	3%
Belgium	2%



Total \*219 HS Codes \*All periods mentioned are FY

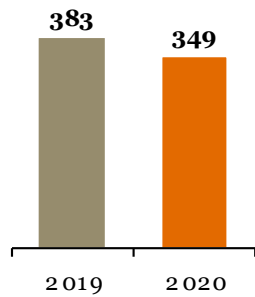
# *Chapter wise detailed analysis*

<b>Chapter wise detailed analysis</b>		<b>9</b>
1	Chapter 40	10
2	Chapter 73	11
3	Chapter 84	12
4	Chapter 85	13
5	Chapter 87	14
6	Chapter 90	15
7	Chapter 70,72,68,83,91 & 94	16

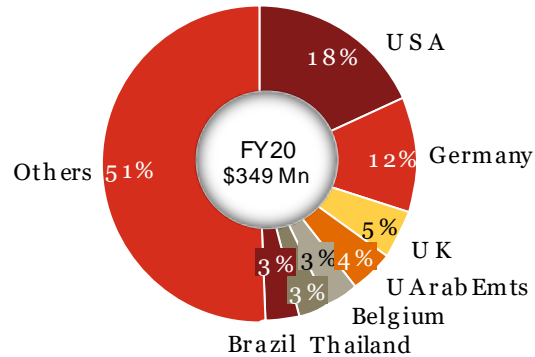
# Chapter 40

## Rubber and articles

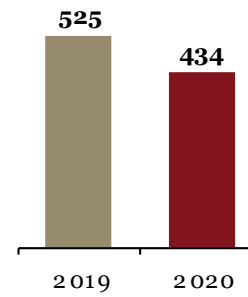
### Exports (\$ Mn)



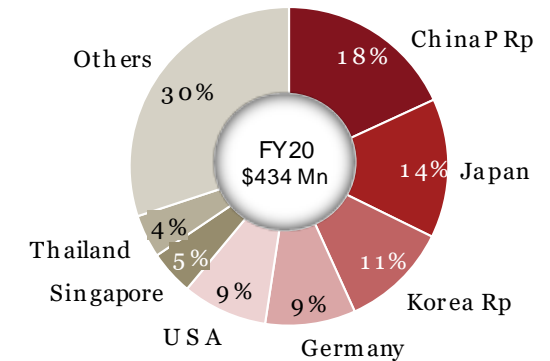
### Exports-Top Countries (\$ Mn, %)



### Imports (\$ Mn)



### Imports-Top Countries (\$ Mn, %)



### Top 3 Export Items

HS Codes	Description	Value (\$ Mn)	Country	Value (\$ Mn)
4 0 0 9 2 1 0 0	Rein forced or otherwise com bined on ly with metal: without fittings	46	Belgium	4
			China	5
			USA	11
4 0 0 9 3 1 0 0	Tubes, Pipes and hoses of vulcanised rubber other than hard rubber: Without fitting	43	Germany	4
			UK	3
			USA	19
4 0 1 6 9 9 9 0	Others : Arcticles of Vulcanized Rubber other than hard rubber	142	Germany	26
			Poland	8
			USA	22

### Top 3 Import Items

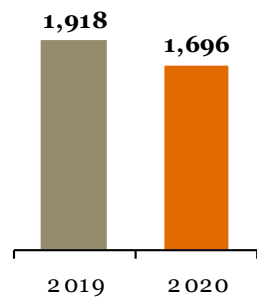
HS Codes	Description	Value (\$ Mn)	Country	Value (\$ Mn)
4 0 1 6 9 9 9 0	Others : Arcticles of Vulcanized Rubber other than hard rubber	156	China	30
			Japan	15
			Korea	24
4 0 1 6 9 3 3 0	Rubber seals (Oil seals and the like)	70	Japan	14
			Korea	8
			USA	7
4 0 1 6 9 3 2 0	Rubber rings (O-ring)	48	Germany	8
			Japan	10
			USA	6

For 219 HS codes

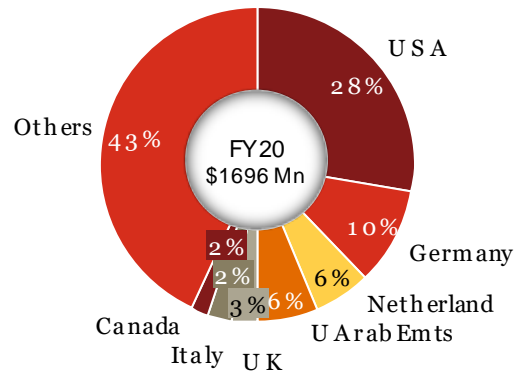
# Chapter 73

## Articles of iron or steel

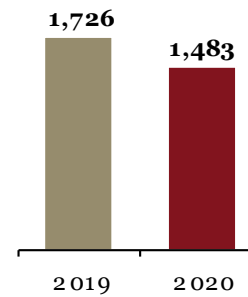
**Exports (\$ Mn)**



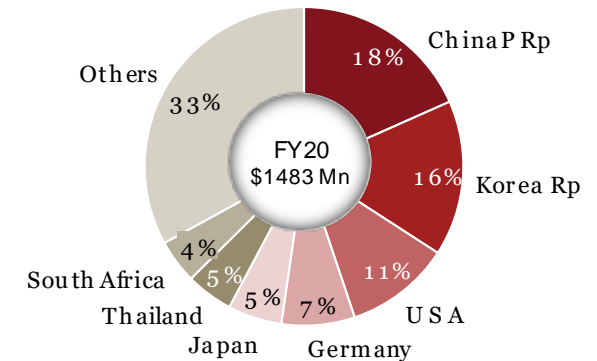
**Exports-Top Countries (\$ Mn, %)**



**Imports (\$ Mn)**



**Imports-Top Countries (\$ Mn, %)**



**Top 3 Export Items**

HS Codes	Description	Value (\$ Mn)	Country	Value (\$ Mn)
73072100	Other, of stainless steel : Flanges	179	USA	53
			Netherlands	21
			Germany	15
73181500	Threaded articles : Other screws and bolts, whether or not with their nuts or washers	293	Germany	44
			Netherlands	41
			USA	34
73269099	All Other Articles Of Iron/Steel Nes Forged or stamped but not further worked	708	USA	270
			UK	43
			Thailand	42

**Top 3 Import Items**

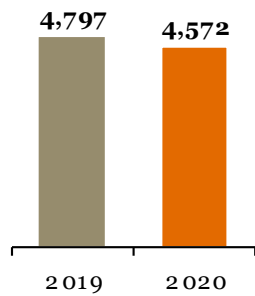
HS Codes	Description	Value (\$ Mn)	Country	Value (\$ Mn)
73269099	All Other Articles Of Iron/Steel Nes Forged or stamped but not further worked	653	China	145
			Japan	56
			USA	54
73181500	Threaded articles : Other screws and bolts, whether or not with their nuts or washers	374	China	70
			Japan	46
			Korea	53
73182990	Other	112	China	20
			Germany	16
			Korea	12

For 219 HS codes

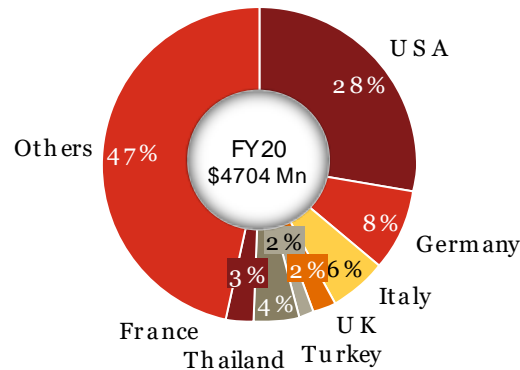
## Chapter 84

Machinery and mechanical appliances, electrical equipment, sound recorders and reproducers, television image and sound recorders. and reproducers, and parts

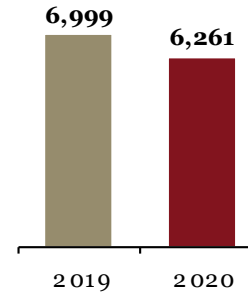
**Exports (\$ Mn)**



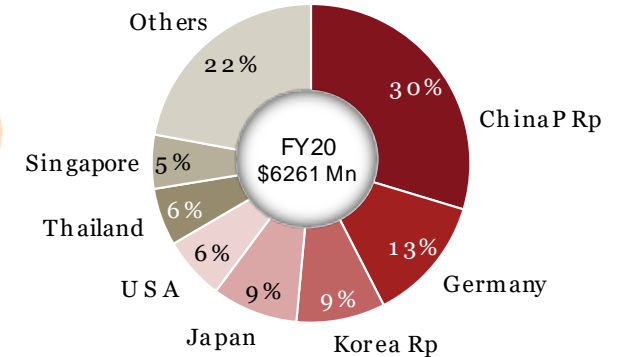
**Exports-Top Countries (\$ Mn, %)**



**Imports (\$ Mn)**



**Imports-Top Countries (\$ Mn, %)**



**Top 3 Export Items**

HS Codes	Description	Total Value	Country	Value
84 082020	Engines of cylinder capacity exceeding 250 cc	278	Thailand	194
			Italy	37
			Turkey	10
84 099990	Other parts of diesel engine: Other	322	USA	114
			UK	42
			Italy	24
84 834000	Gears and gearing, other than toothed wheels, chain sprockets and other transmission elements presented separately; ball or roller screws; gear boxes and other speed changers, including torque converters	502	USA	292
			Italy	27
			China	27

**Top 3 Import Items**

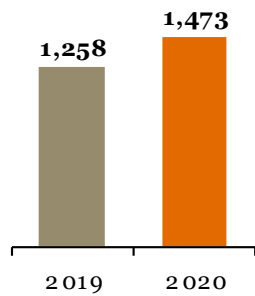
HS Codes	Description	Value (\$ Mn)	Country	Value (\$ Mn)
84148011	Of a kind used in air-conditioning equipment	412	China	250
			Korea	53
			Thailand	67
84 073410	Spark Ignition Reciprocating Piston Engine of a Cylinder for motor cars	464	Korea	150
			South Africa	75
			USA	72
84 099990	Other parts of diesel engine: Other	402	China	54
			Germany	58
			Korea	50

For 219 HS codes

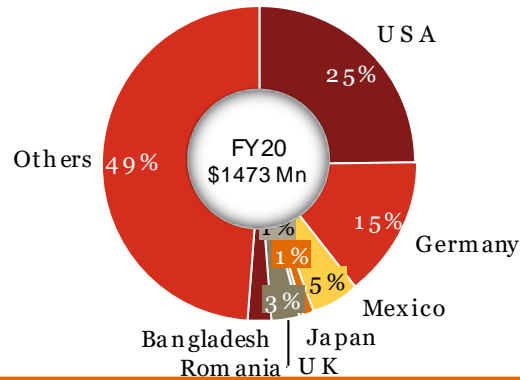
## Chapter 85

### Electrical machinery and equipment and parts thereof

**Exports (\$ Mn)**



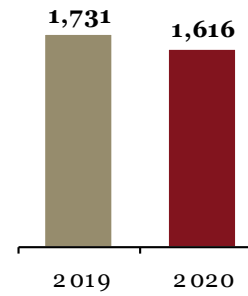
**Exports-Top Countries (\$ Mn, %)**



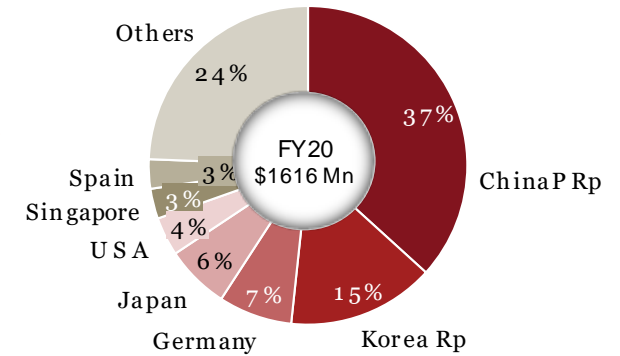
**Top 3 Export Items**

HS Codes	Description	Total Value	Country	Value
85030090	Other	533	USA	304
			Mexico	51
			South Africa	29
85114000	Starter motors and dual purpose starter-generators	122	Germany	40
			USA	18
			Thailand	8
85443000	Ignition wiring sets and other wiring sets of a kind used in vehicles, aircraft or ships	242	USA	42
			UK	35
			France	23

**Imports (\$ Mn)**



**Imports-Top Countries (\$ Mn, %)**



**Top 3 Import Items**

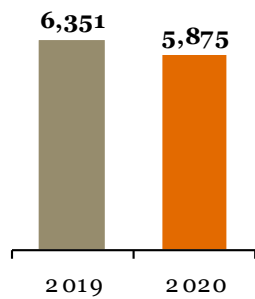
HS Codes	Description	Value (\$ Mn)	Country	Value (\$ Mn)
85030090	Other	443	China	270
			Germany	22
			Spain	47
85129000	Parts	174	China	57
			Korea	67
			Taiwan	13
85011019	DC motor :Other	159	China	46
			Korea	22
			Vietnam	15

For 219 HS codes

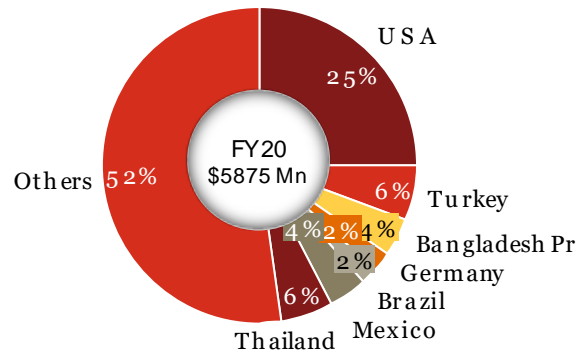
## Chapter 87

### Vehicles other than railway or tramway rolling - stock, and parts and accessories

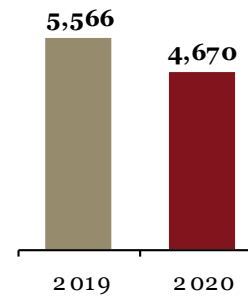
Exports (\$ Mn)



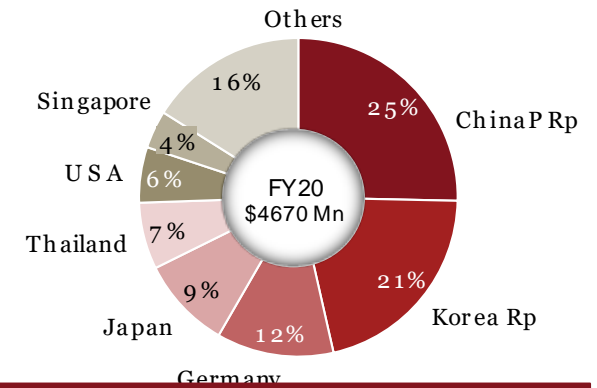
Exports-Top Countries (\$ Mn, %)



Imports (\$ Mn)



Imports-Top Countries (\$ Mn, %)



Top 3 Export Items

HS Codes	Description	Value (\$ Mn)	Country	Value (\$ Mn)
87083000	Brakes and servo-brakes; parts thereof	493	USA	218
			Germany	51
			UK	26
87084000	Gear boxes and parts thereof	419	USA	62
			Thailand	43
			Turkey	37
87089900	Other: Motor vehicle parts (Reservoir for Hydraulic Power Steering Systems+Steering Gear Systems and Parts)	2467	USA	633
			Vietnam	144
			Germany	142

Top 3 Import Items

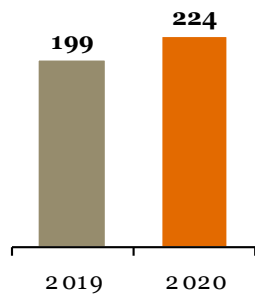
HS Codes	Description	Value (\$ Mn)	Country	Value (\$ Mn)
73269099	All Other Articles Of Iron/Steel Nes Forged or stamped but not further worked	653	China	145
			Japan	56
			USA	54
73181500	Th readed articles : Other screws and bolts, whether or not with their nuts or washers	374	China	70
			Japan	46
			Korea	53
73182990	Other	112	China	20
			Germany	16
			Korea	12

For 219 HS codes

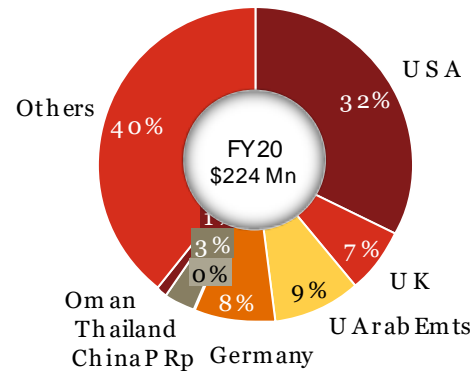
## Chapter 90

### Optical, photographic, cinematographic, measuring, checking, precision, medical or surgical instruments and apparatus; parts and accessories

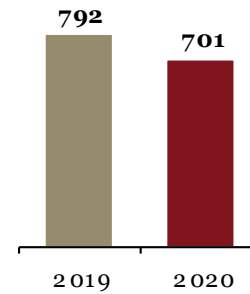
**Exports (\$ Mn)**



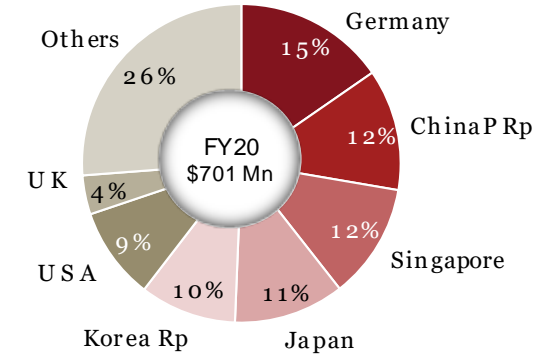
**Exports-Top Countries (\$ Mn, %)**



**Imports (\$ Mn)**



**Imports-Top Countries (\$ Mn, %)**



**Top 3 Export Items**

HS Codes	Description	Value (\$ Mn)	Country	Value (\$ Mn)
90292020	Speedometers, non-electrical	11	Korea	7
			Colombia	1
			Egypt	0.45
90319000	Other optical instruments and appliances :Parts and accessories ( Measuring & Checking Instruments - Sensors)	53	USA	26
			UK	7
			Germany	5
90328990	Other	156	USA	31
			Nigeria	21
			Singapore	12

**Top 3 Import Items**

HS Codes	Description	Value (\$ Mn)	Country	Value (\$ Mn)
90328990	Other	491	China	62
			Germany	72
			Singapore	75
90319000	Other optical instruments and appliances :Parts and accessories ( Measuring & Checking Instruments -Sensors)	196	China	23
			Germany	33
			Japan	34
90158030	Geophysical instruments	8	Canada	1
			Switzerland	2
			USA	2

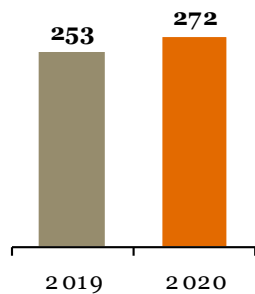
For 219 HS codes



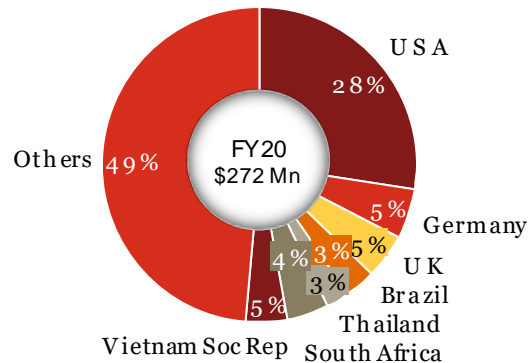
# Chapter 70,72,68,83,91 & 94

## Multiple Chapters

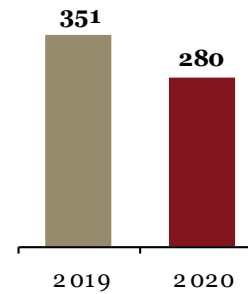
### Exports (\$ Mn)



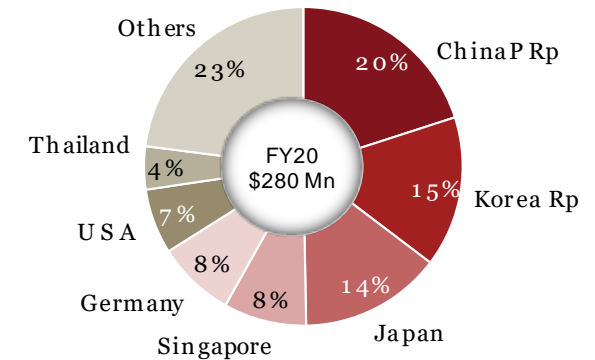
### Exports-Top Countries (\$ Mn, %)



### Imports (\$ Mn)



### Imports-Top Countries (\$ Mn, %)



### Top 3 Export Items

HS Codes	Description	Value (\$ Mn)	Country	Value (\$ Mn)
68138100	Brake linings and pads (Not containing Asbestos)	50	USA	20
			Canada	2
			Poland	2
83012000	Locks of a kind used for motor vehicles	61	USA	22
			UK	7
			Thailand	5
94012000	Seats of a kind used for motor vehicles	41	USA	17
			Mexico	4
			Germany	3

### Top 3 Import Items

HS Codes	Description	Value (\$ Mn)	Country	Value (\$ Mn)
94012000	Seats of a kind used for motor vehicles	41	China	9
			Germany	7
			UK	12
83023090	Other	41	China	8
			Germany	5
			Korea	14
83012000	Locks of a kind used for motor vehicles	33	China	9
			Germany	3
			Korea	12

For 219 HS codes



## *Disclaimer*

This document has been prepared solely for *[ACMA] Automotive Component Manufacturers Association of India*, being the express addressee to this document. PwC does not accept or assume any liability, responsibility or duty of care for any use of or reliance on this document by anyone, other than (i) ACMA, to the extent agreed in the relevant contract for the matter to which this document relates (if any), or (ii) as expressly agreed by PwC in writing in advance.

This publication has been prepared for general guidance on matters of interest only, and does not constitute professional advice. You should not act upon the information contained in this publication without obtaining specific professional advice. No representation or warranty (express or implied) is given as to the accuracy or completeness of the information contained in this publication, and, to the extent permitted by law, PwC, its members, employees and agents accept no liability, and disclaim all responsibility, for the consequences of you or anyone else acting, or refraining to act, in reliance on the information contained in this publication or for any decision based on it.

This publication contains certain examples extracted from third party documentation and so being out of context from the original third party documents; readers should bear this in mind when reading the publication. The copyright in such third party material remains owned by the third parties concerned, and PwC expresses its appreciation to these companies for having allowed it to include their information in this publication. For a more comprehensive view on each company's communication, please read the entire document from which the extracts have been taken. Please note that the inclusion of a company in this publication does not imply any endorsement of that company by PwC nor any verification of the accuracy of the information contained in any of the examples.

This publication contains various companies' forward looking statements, which by their nature involve numerous assumptions, inherent risks and uncertainties, both general and specific, and risks that predictions, forecasts, projections and other forward looking statements will not be achieved. We caution readers of this publication not to place undue reliance on these forward looking statements, as a number of important factors could cause actual future results to differ materially from the plans, objectives, expectations, estimates, and intentions expressed in such forward looking statements.

PwC contacts for ACMA Knowledge Partnership

- Kavan Mukhtyar, Partner & Leader-Automotive, PwC India - [kavan.mukhtyar@in.pwc.com](mailto:kavan.mukhtyar@in.pwc.com) / +912261198735
- Somnath Chatterjee, ACMA Knowledge Partnership Manager – [somnath.chatterjee@in.pwc.com](mailto:somnath.chatterjee@in.pwc.com) / +91124620724