

www.pwc.com

Export-Import analysis of Indian auto-component industry

View: 6M-FY 23

Prepared for ACMA

*Strictly private
and confidential*

November 2022



pwc

Contents

Executive Summary FY-22	3
Executive Summary 6M:FY-23	9
Chapter wise detailed analysis	15
1 Chapter 40	16
2 Chapter 73	17
3 Chapter 84	18
4 Chapter 85	19
5 Chapter 87	20
6 Chapter 90	21
7 Chapter 70,72,68,83,91 & 94	22

To navigate this report on-screen (in pdf format)

From any page – click on the section title in the header navigation bar

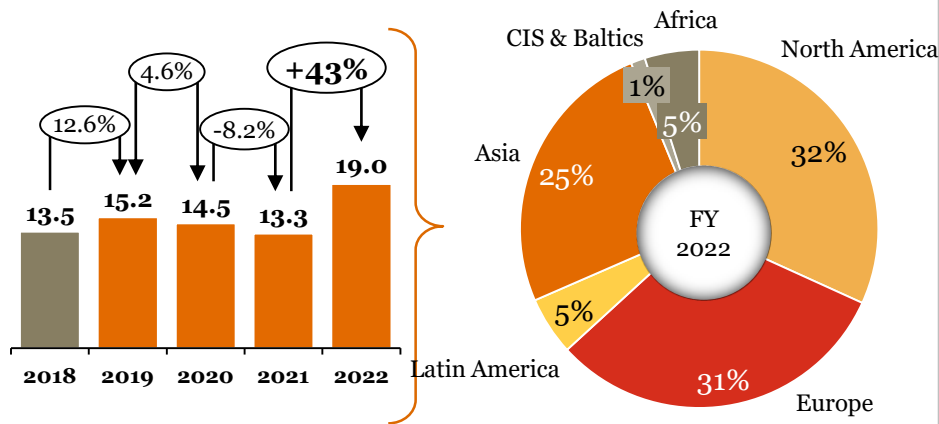
From this Contents page – click on the title of the section or sub-section

From the contents listing on any section divider – click on the title of the sub-section

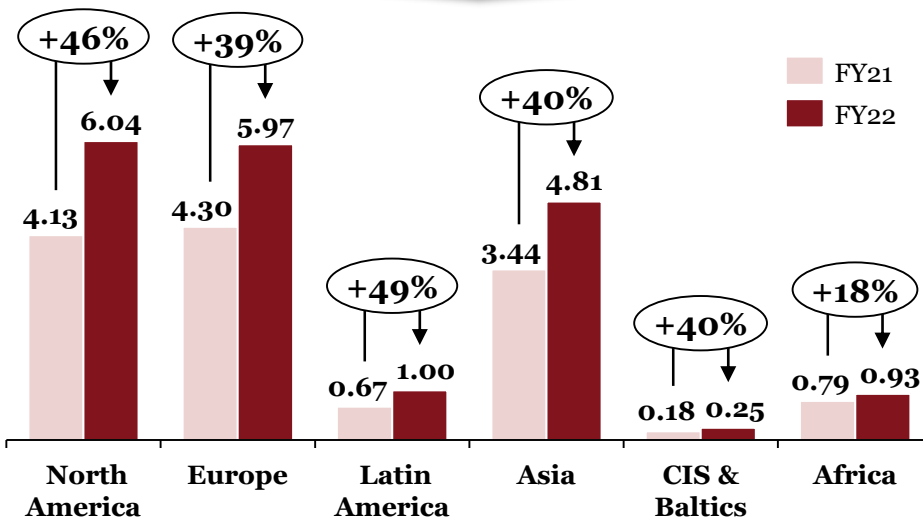
Executive Summary FY-22

Overview of “Exports” for Indian auto component industry in FY 22

Total Exports \$ Bn

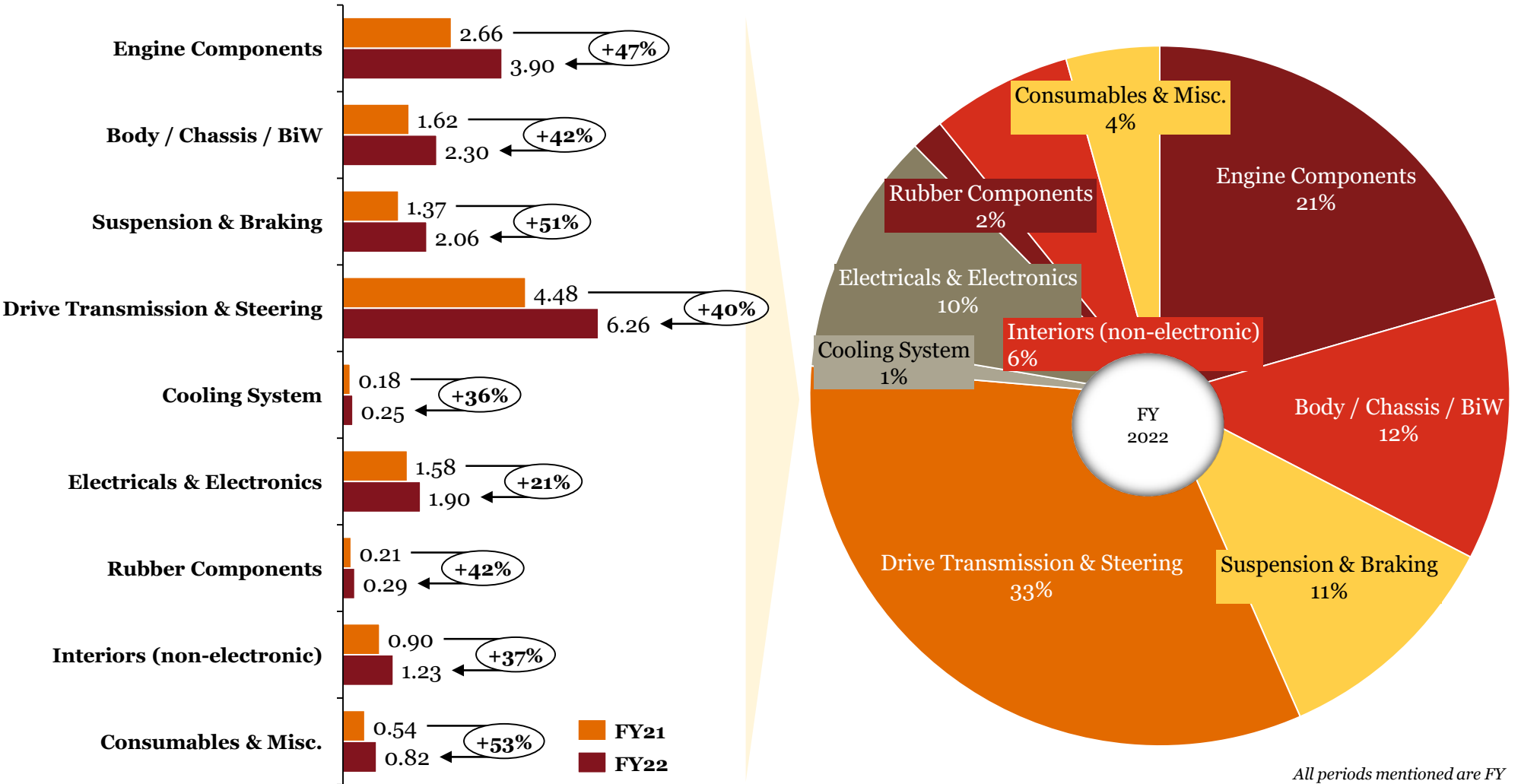


- India had a trade surplus of ~\$0.7B for auto components. Exports grew strongly in FY22 due to sharp recoveries in developed economies.
- **North America** saw the biggest increase in exports (by value) due to demand increase resulting from strong cash incentives; Europe and Asia recorded handsome exports growth (by value) too.
- **‘Drive Transmission & Steering’**, alongside **‘Engine’**, remain the 2 dominant segments, accounting for 54% of exports. All segments recorded exports growth despite supply challenges in H1 FY22.



All periods mentioned are FY
*For 217 HS codes

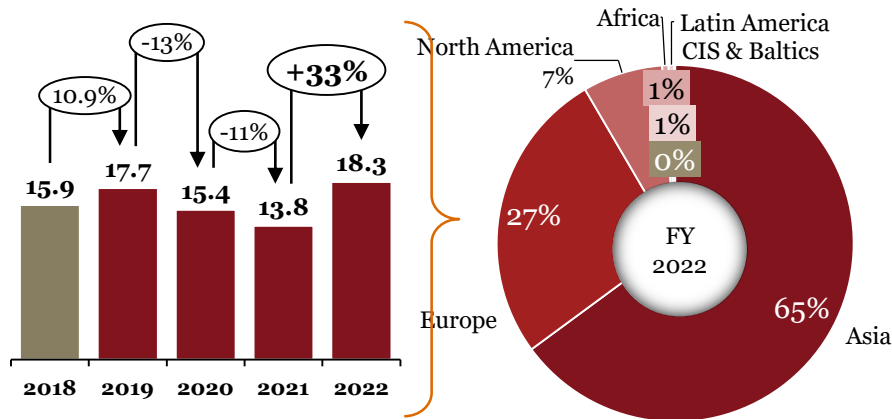
Segmentation by product type: Exports (FY-o-FY)



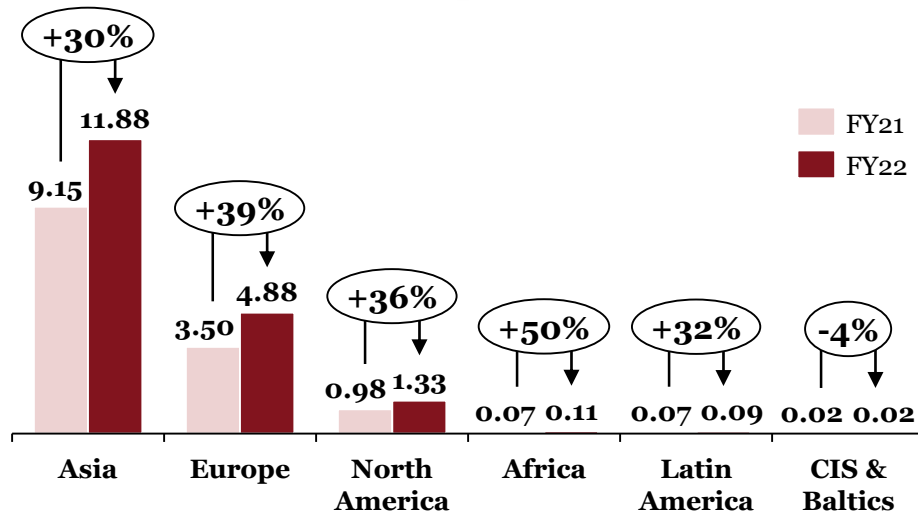
All periods mentioned are FY
*For 217 HS codes

Overview of “Imports” for Indian auto component industry in FY 22

Total Imports \$ Bn

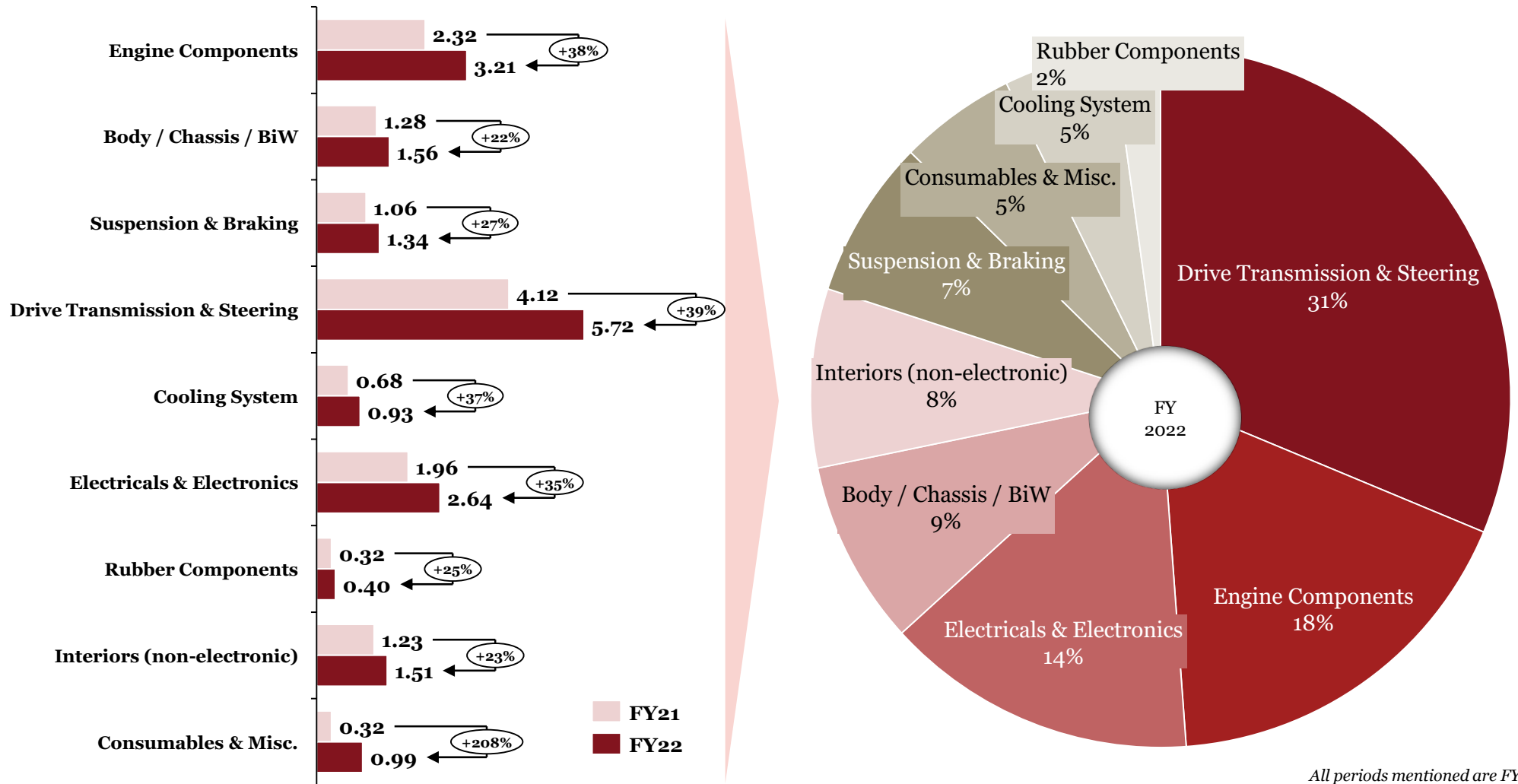


- FY22 saw a ~ **33% increase** in auto components imports into India owing to localised lockdowns, labour unavailability, industrial power cuts & shipping challenges predominantly in H1 FY22.
- **China** remains the biggest importer of components (~30% of imports) while **Germany** has moved up a position to become the 2nd largest parts importer (11% of imports).
- ‘**Drive Transmission & Steering**’, alongside ‘**Engine**’, remain the 2 dominant segments, accounting for **49%** of imports.
- Imports from Germany **grew 48%** over the previous year due to competitiveness of German parts, caused by high govt. incentives.



All periods mentioned are FY
*For 217 HS codes

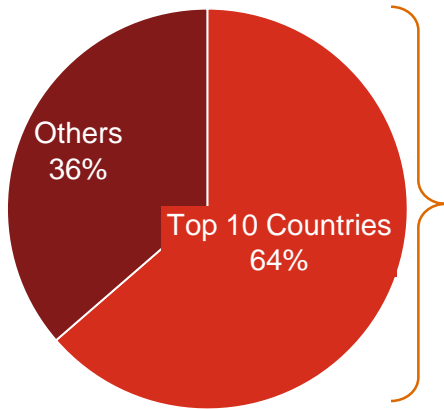
Segmentation by product type: Imports (FY-o-FY)



All periods mentioned are FY
*For 217 HS codes

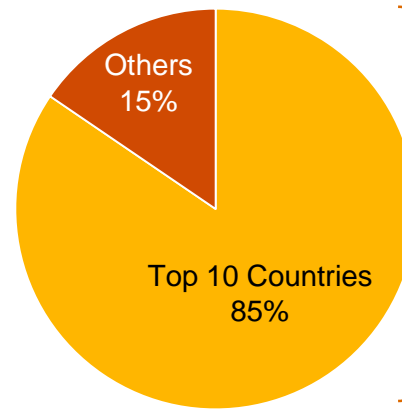
Key highlights of “Exports” & “Imports” in FY 22

Exports - Top Countries (\$ Mn), 2022*

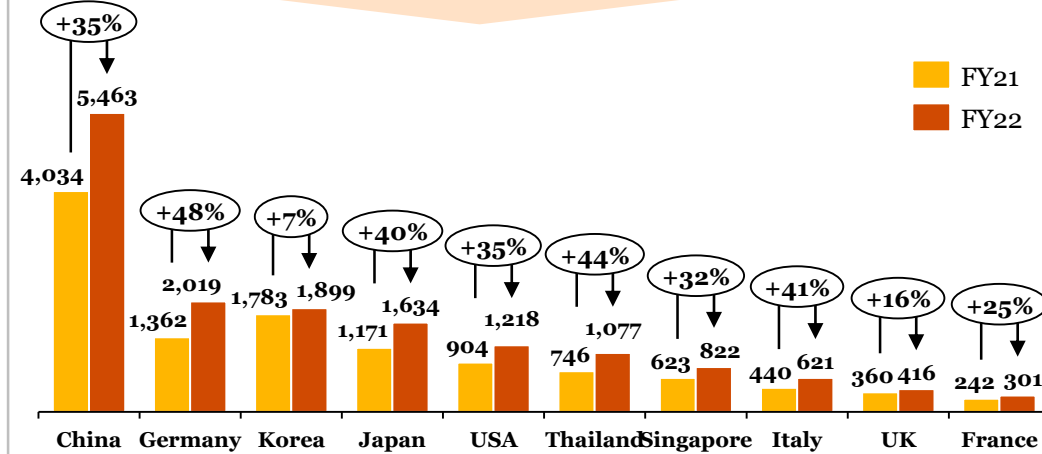
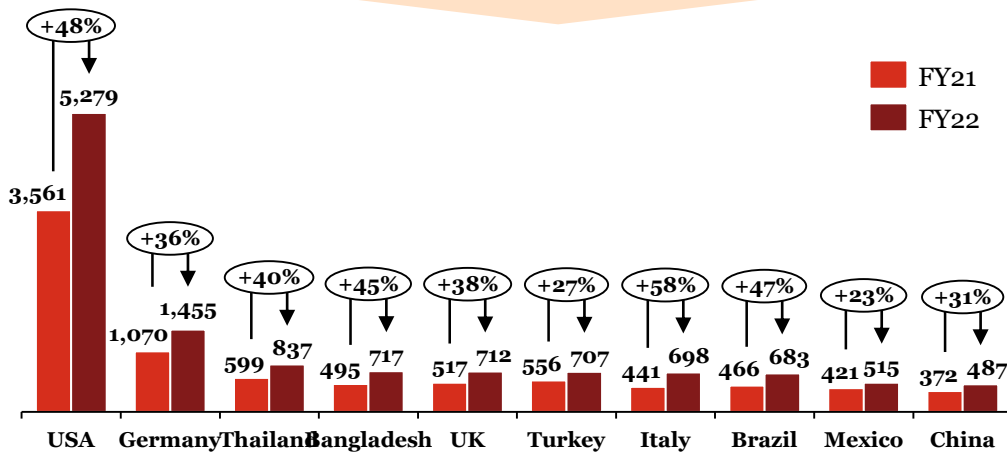


Top 10 Countries	Share of Ex-FY21	Share of Ex-FY22
U S A	26%	28%
GERMANY	8%	8%
THAILAND	4%	4%
BANGLADESH	4%	4%
U K	4%	4%
TURKEY	4%	4%
ITALY	3%	4%
BRAZIL	3%	4%
MEXICO	3%	3%
CHINA P RP	3%	3%

Imports - Top Countries (\$ Mn), 2022*



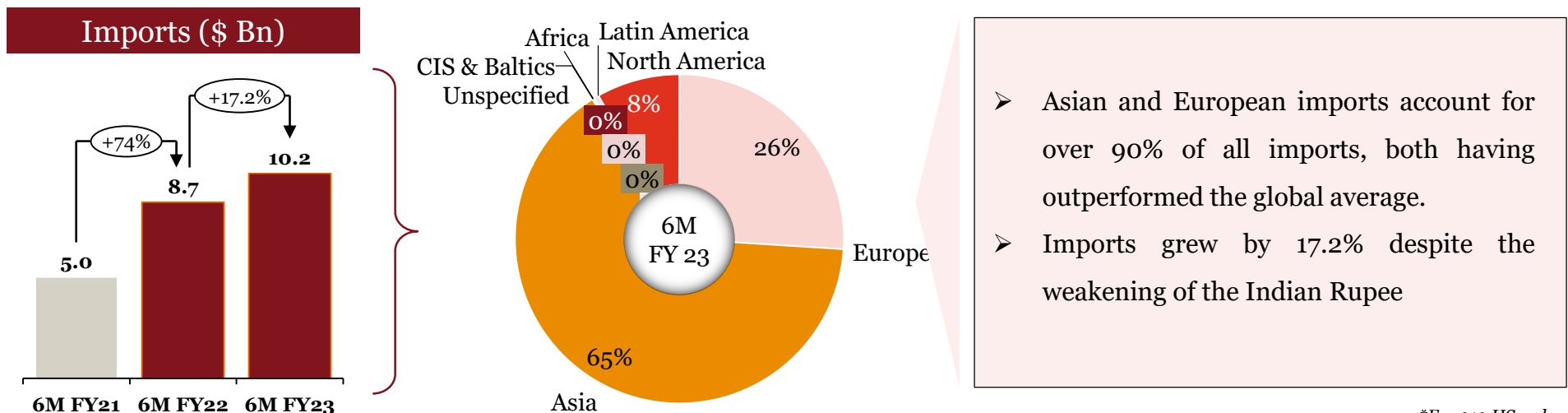
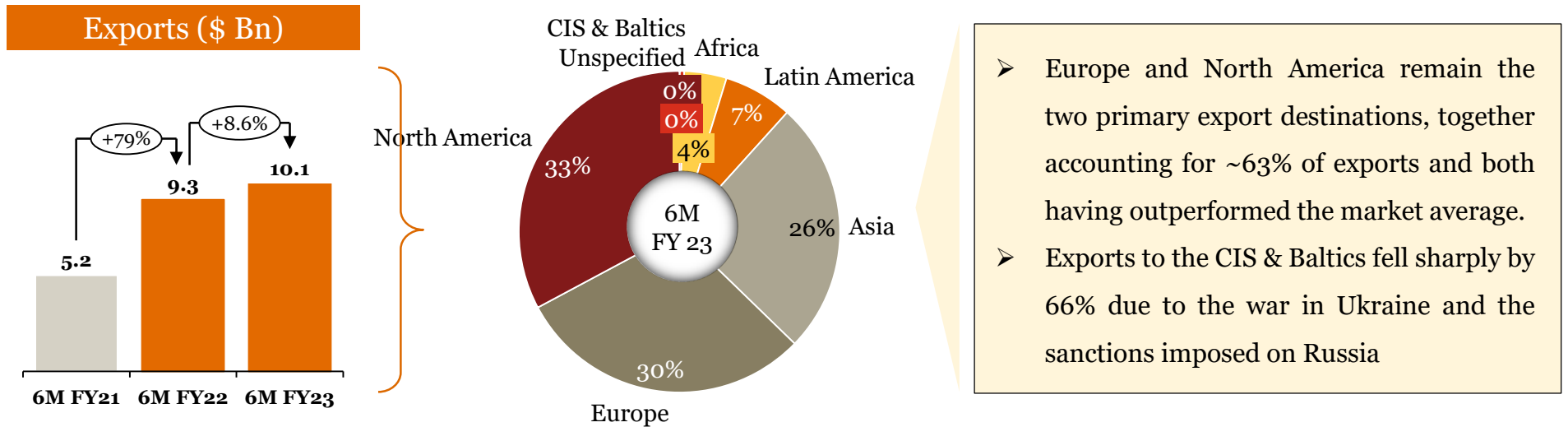
Top 10 Countries	Share of Im-FY21	Share of Im-FY22
CHINA P RP	29%	30%
GERMANY	10%	11%
KOREA RP	13%	10%
JAPAN	8%	9%
U S A	7%	7%
THAILAND	5%	6%
SINGAPORE	5%	4%
ITALY	3%	3%
U K	3%	2%
FRANCE	2%	2%



All periods mentioned are FY *For 217 HS codes

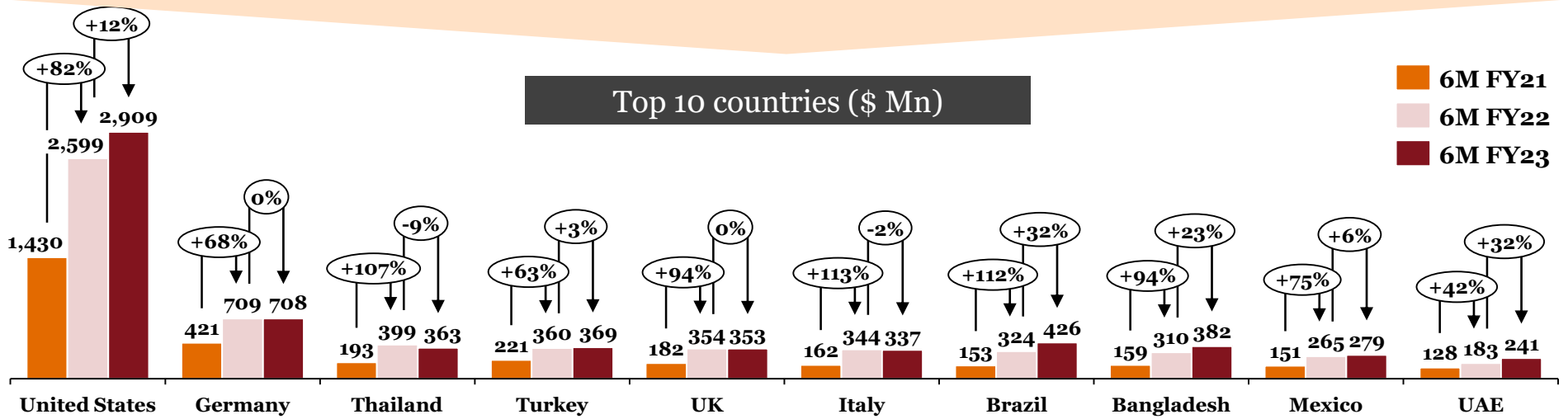
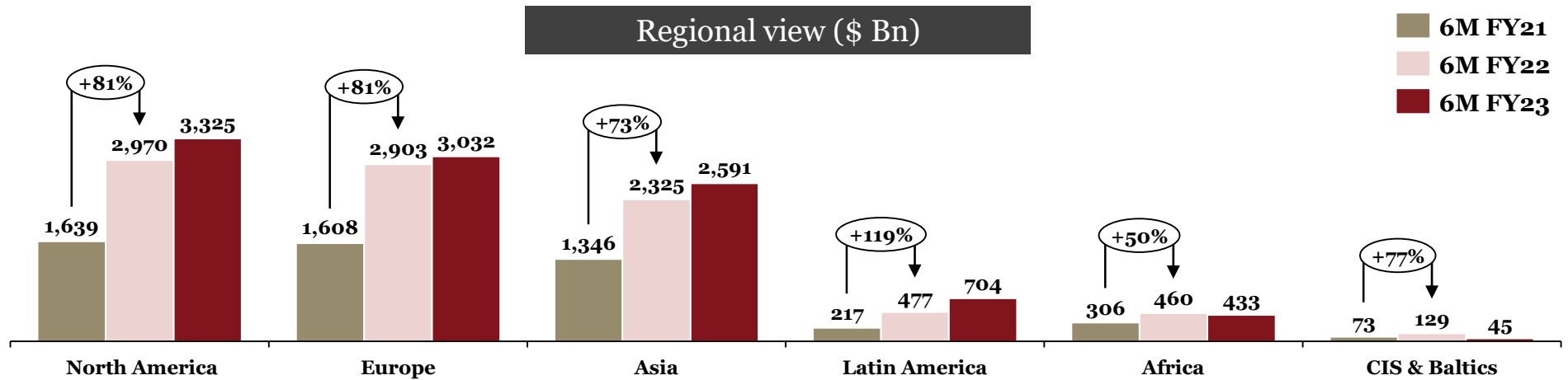
Executive Summary 6M FY-23

6M-FY 23 : Summary of 6M performance y-o-y for “Exports” and “Imports”



*For 219 HS codes

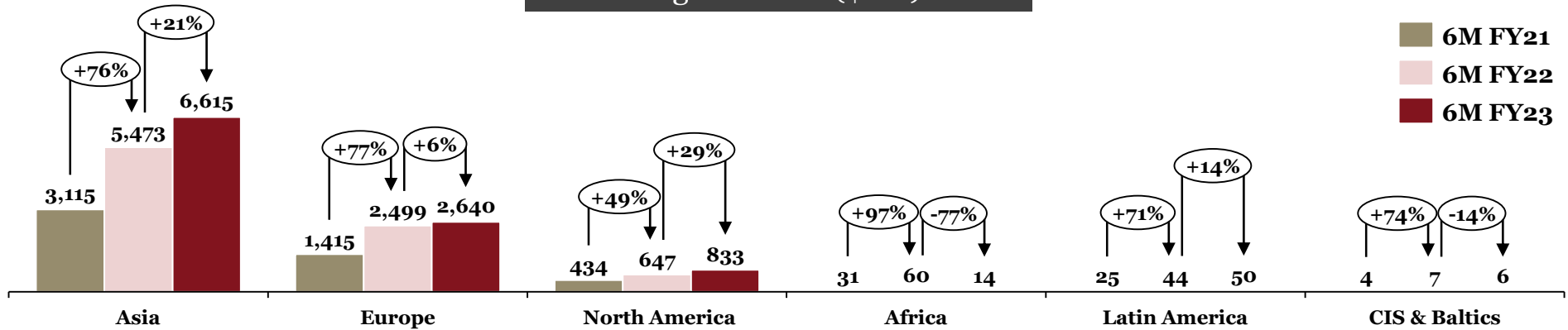
6M-FY 21 vs. 6M-FY 22 vs. 6M-FY 23 Exports



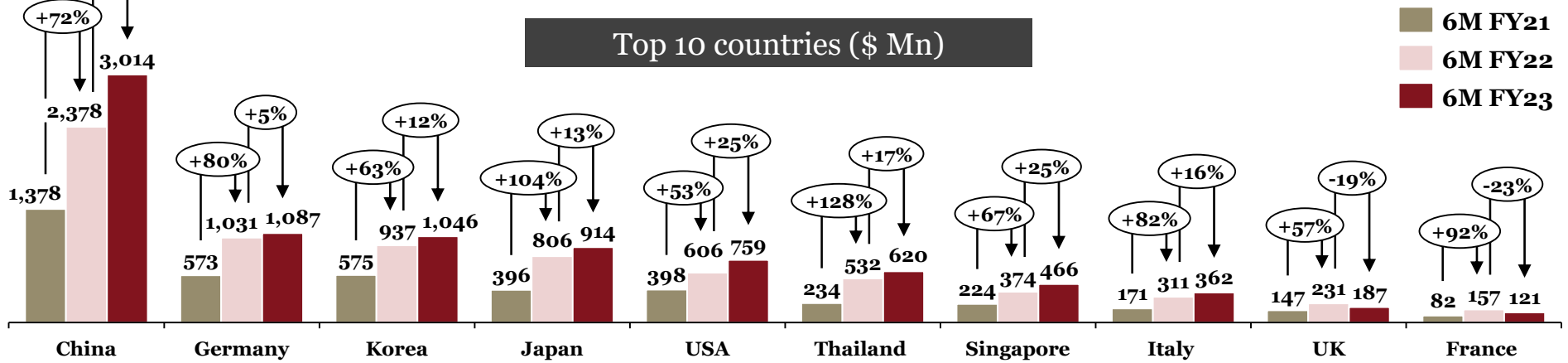
*For 219 HS codes

6M-FY 21 vs. 6M-FY 22 vs. 6M-FY 23 Imports

Regional view (\$ Bn)

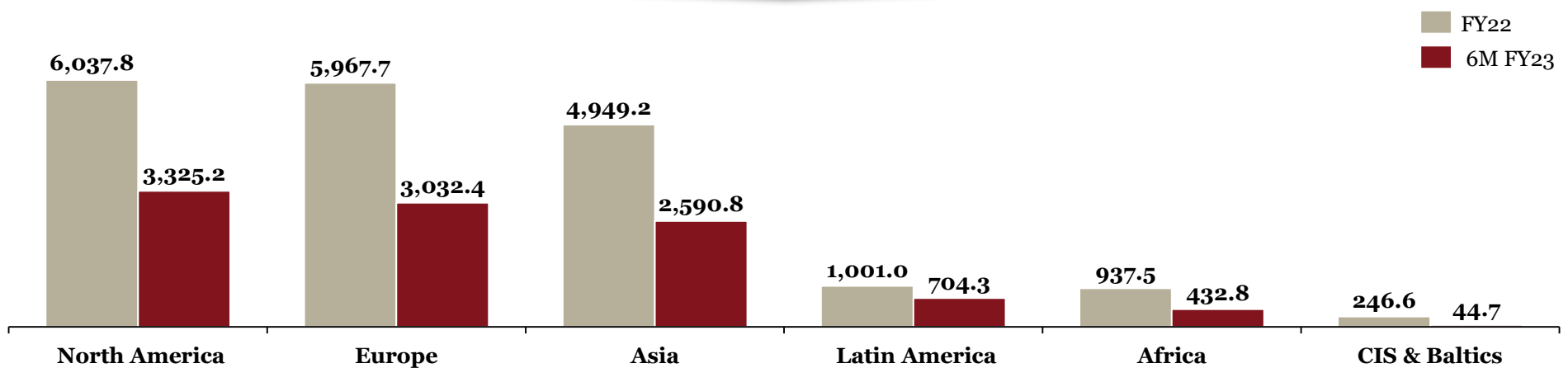
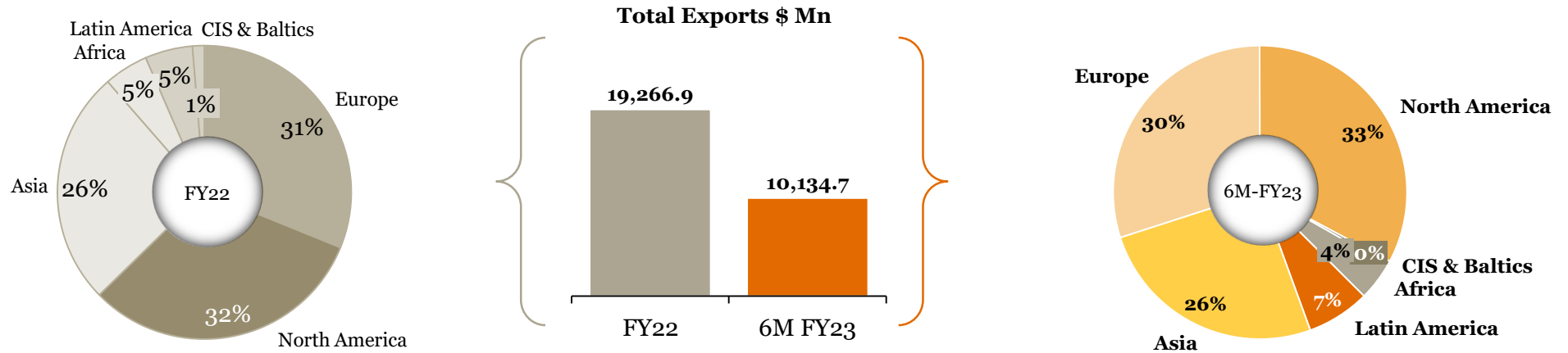


Top 10 countries (\$ Mn)



*For 219 HS codes

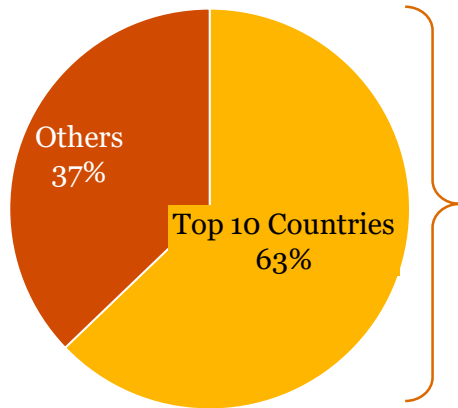
Overview of “Exports” for Indian auto component industry in 6M-FY 23



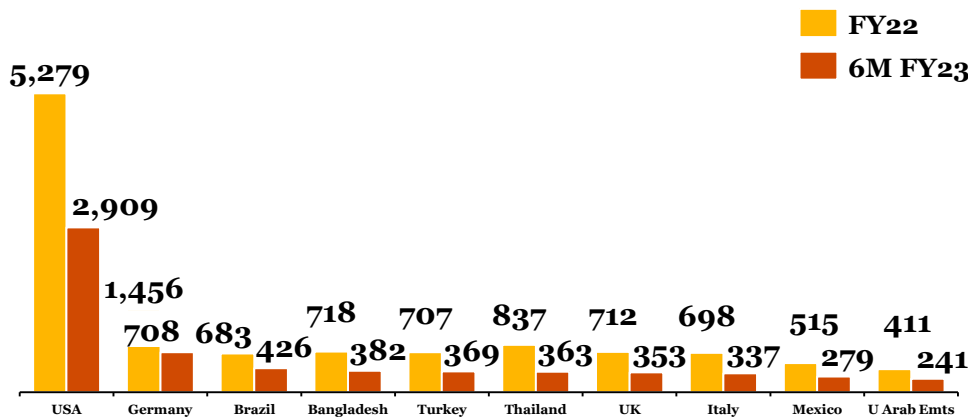
For 218 HS codes

Key highlights of “Exports” in 6M-FY 23

Top Countries (\$ Mn), 6M-FY 23



Top 10 Countries	Share of Ex-6M-FY23
U S A	29%
Germany	7%
Brazil	4%
Bangladesh Pr	4%
Turkey	4%
Thailand	4%
U K	3%
Italy	3%
Mexico	3%
U Arab Emts	2%

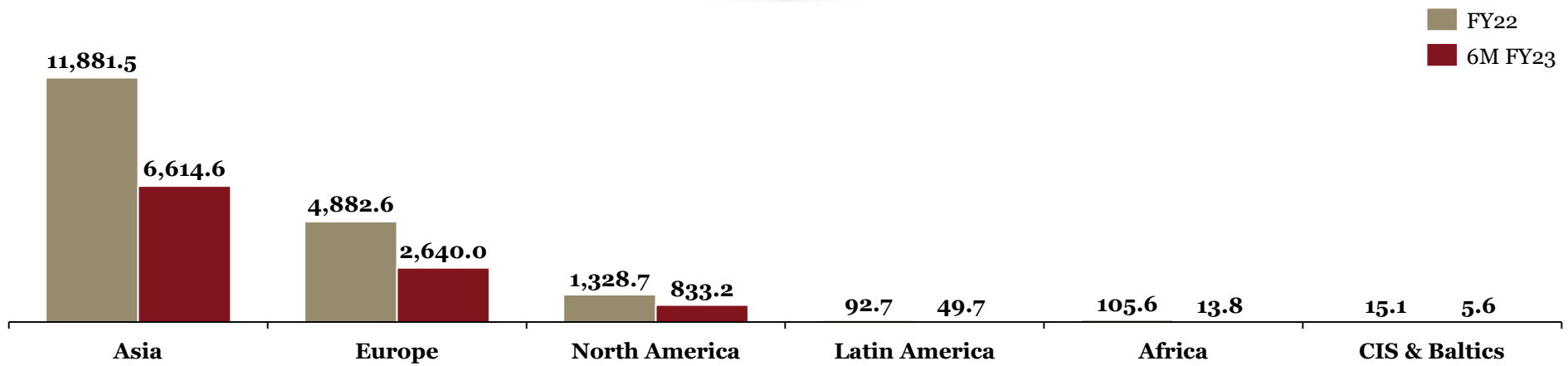
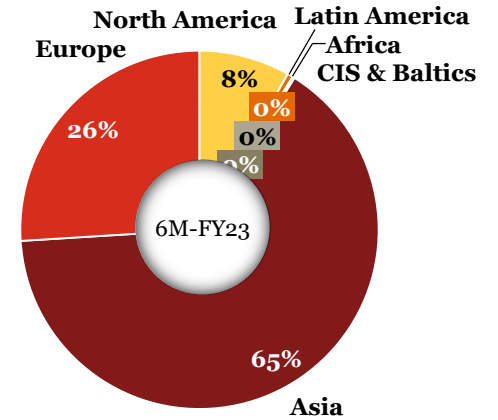
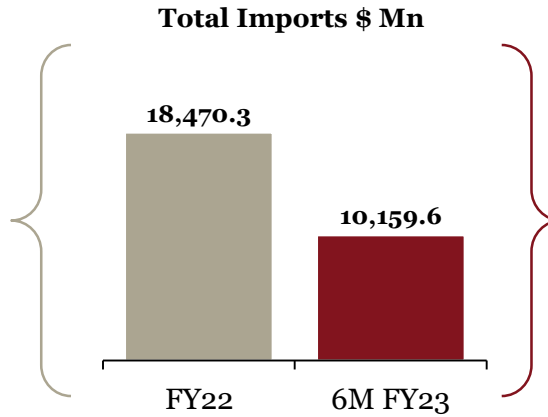
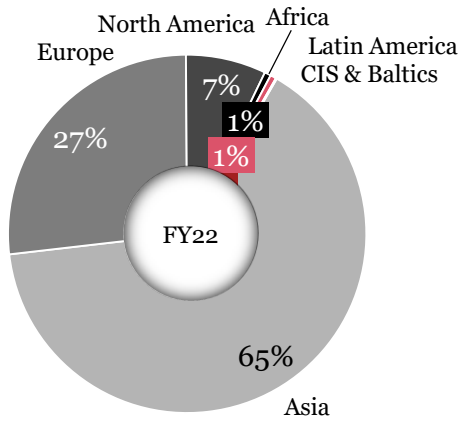


Top HS codes (\$ Mn), 6M-FY 23

HS codes	Value \$ Mn	Description
87089900		Other: Motor vehicle parts (Reservoir for Hydraulic Power Steering Systems+Steering Gear Systems and Parts)
U S A	369	
MEXICO	90.04	
GERMANY	80.04	
85030090		Other
U S A	163.97	
SPAIN	52.05	
COLOMBIA	38.22	
84834000		Gears and gearing, other than toothed wheels, chain sprockets and other transmission elements presented separately; ball or roller screws; gear boxes and other speed changers, including torque converters
U S A	181.47	
GERMANY	37.23	
BRAZIL	26.1	
87083000		Brakes and servo-brakes; parts thereof
U S A	152	
GERMANY	23	
MEXICO	15.6	
73269099		All Other Articles Of Iron/Steel Nes Forged or stamped but not further worked
U S A	146	
THAILAND	21.98	
GERMANY	19.35	
87141090		Other
BANGLADESH PR	134.92	
BRAZIL	26.55	
COLOMBIA	19.95	
87085000		
U S A	127	Drive-axles with differential, whether or not provided with other transmission components, non-driving axles; parts thereof
ITALY	20.29	
GERMANY	19.6	

For 218 HS codes

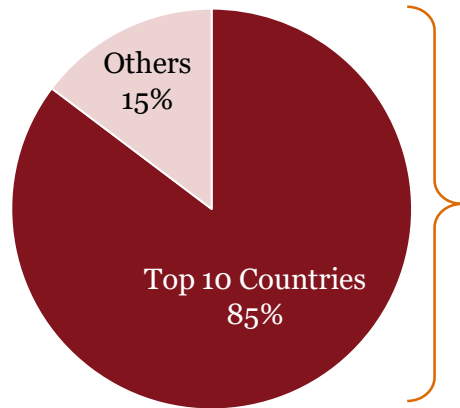
Overview of “Imports” for Indian auto component industry in 6M-FY 23



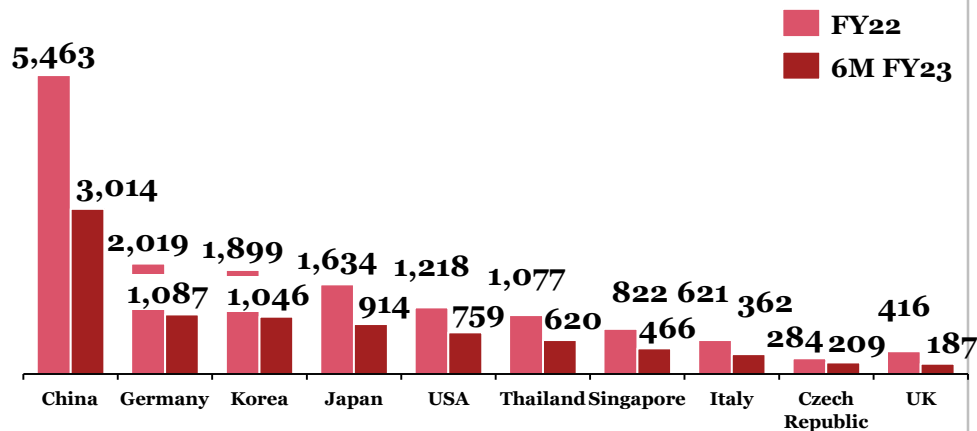
For 218 HS codes

Key highlights of “Imports” in 6M-FY 23

Top Countries (\$ Mn), 6M-FY 23



Top 10 Countries	Share of Im-6M FY23
China P Rp	30%
Germany	11%
Korea Rp	10%
Japan	9%
U S A	7%
Thailand	6%
Singapore	5%
Italy	4%
Czech Republic	2%
U K	2%

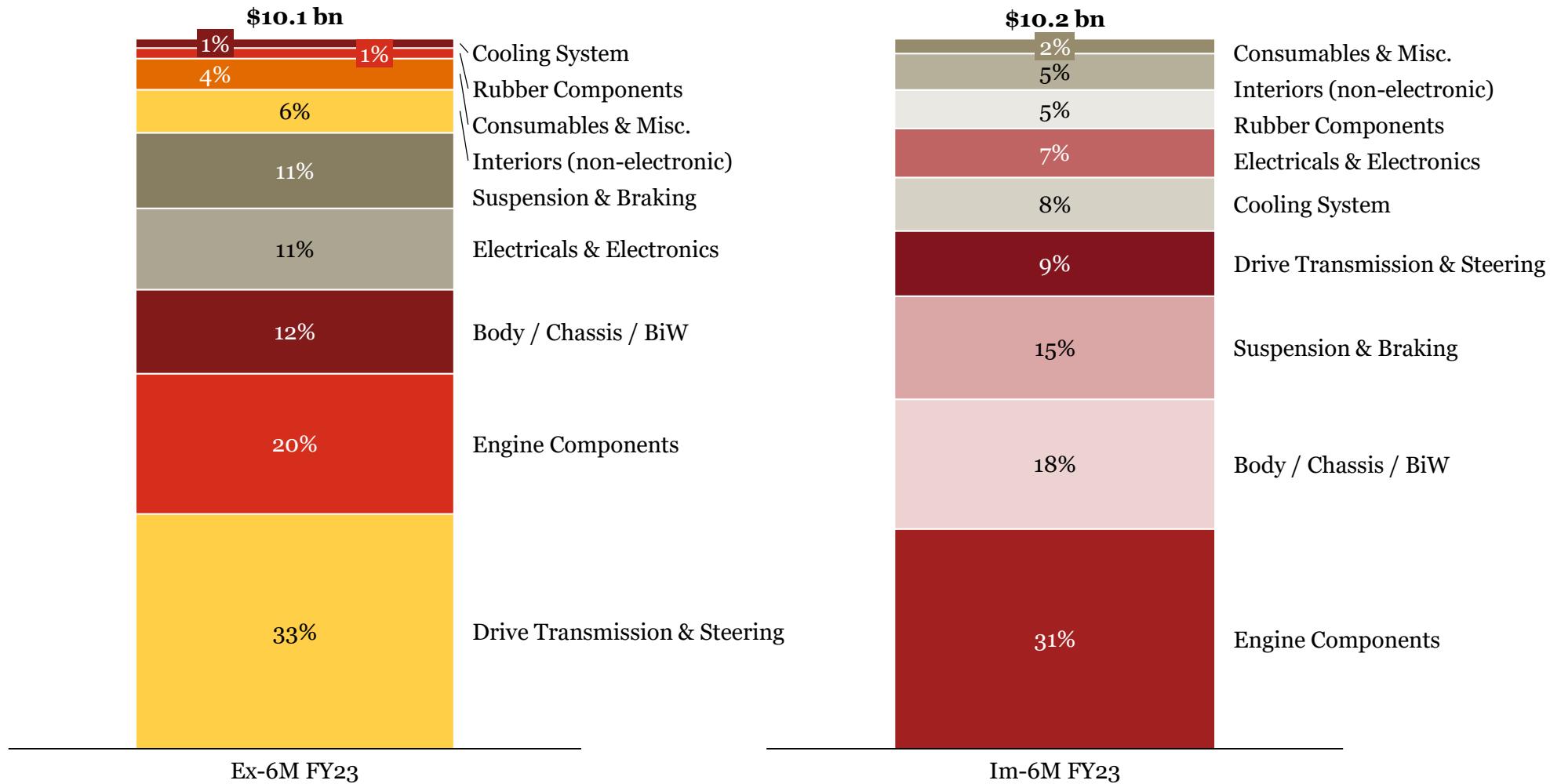


Top HS codes (\$ Mn), 6M-FY 23

HS codes	Value \$ Mn	Description
87089900		Other: Motor vehicle parts (Reservoir for Hydraulic Power Steering Systems+Steering Gear Systems and Parts)
CHINA P RP	203.59	
GERMANY	116.19	
JAPAN	100.19	
87084000		Gear boxes and parts thereof
JAPAN	162.04	
KOREA RP	148.89	
U S A	44.48	
85030090		Other
CHINA P RP	178.29	
GERMANY	10.84	
SPAIN	5.52	
84148011		Of a kind used in air-conditioning equipment
CHINA P RP	132.84	
THAILAND	31.01	
KOREA RP	17.77	
87141090		Other
CHINA P RP	156.37	
INDONESIA	9.61	
THAILAND	9.32	
84834000		Gears and gearing, other than toothed wheels, chain sprockets and other transmission elements presented separately; ball or roller screws; gear boxes and other speed changers, including torque converters
CHINA P RP	126.52	
GERMANY	29.45	
87082900		Other parts and accessories of bodies (including cabs) :Other
ITALY	13.43	
KOREA RP	68.52	
CHINA P RP	60.15	
GERMANY	36.61	

For 217 HS codes

Segmentation by product type: Exports and Imports (Q-o-Q)



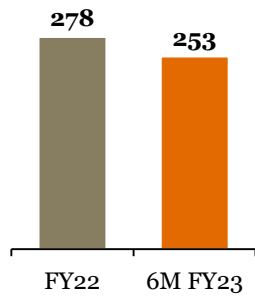
Chapter wise detailed analysis

Chapter wise detailed analysis		18
1	Chapter 40	19
2	Chapter 73	20
3	Chapter 84	21
4	Chapter 85	22
5	Chapter 87	23
6	Chapter 90	24
7	Chapter 70,72,68,83,91 & 94	25

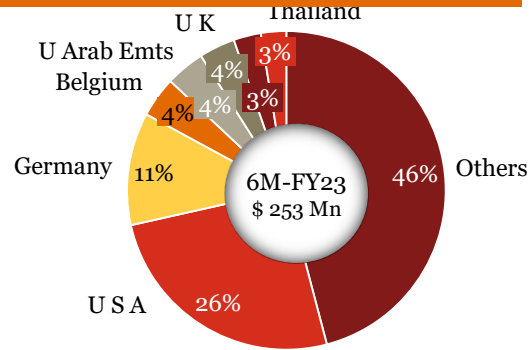
Chapter 40

Rubber and articles

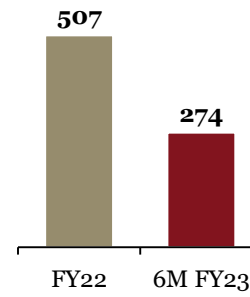
Exports (\$ Mn)



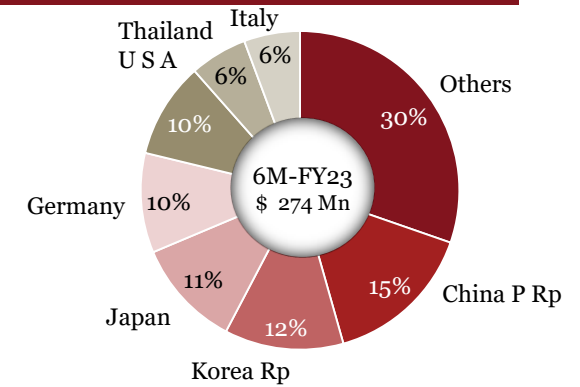
Exports-Top Countries (\$ Mn, %)



Imports (\$ Mn)



Imports-Top Countries (\$ Mn, %)



Top 3 Export Items

HS Codes	Description	Value (\$ Mn)	Country	Value (\$ Mn)
40169990	Others : Arcticles of Vulcanized Rubber other than hard rubber	95	U S A	21
			Germany	17
			Thailand	3
40092100	Reinforced or otherwise combined only with metal: without fittings	43	U S A	12
			Germany	4
			Belgium	4
40093100	Tubes, Pipes and hoses of vulcnised rubber other than hard rubber: Without fitting	33	U S A	13
			Germany	3
			Thailand	2

For 218 HS codes

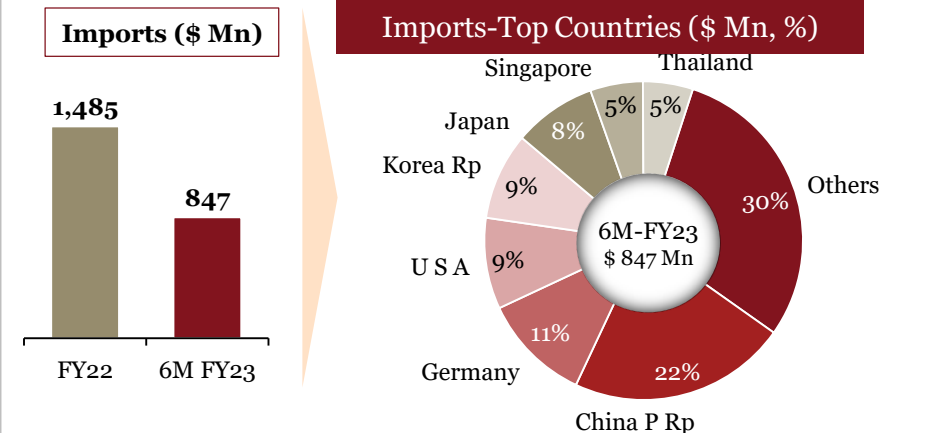
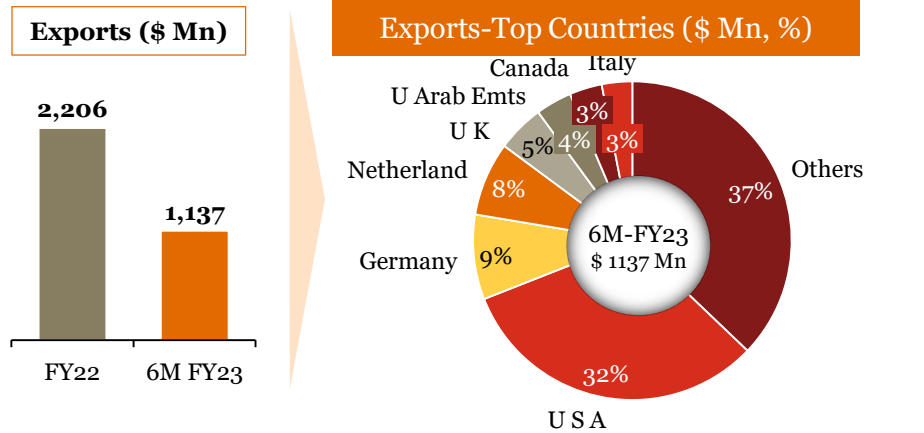
Top 3 Import Items

HS Codes	Description	Value (\$ Mn)	Country	Value (\$ Mn)
40169990	Others : Arcticles of Vulcanized Rubber other than hard rubber	95	Korea Rp	16
			China P Rp	16
			Germany	11
40169330	Rubber seals (Oil seals and the like)	43	Japan	9
			China P Rp	6
			Korea Rp	5
40169320	Rubber rings (O-ring)	31	Japan	4
			U S A	4
			France	4

For 217 HS codes

Chapter 73

Articles of iron or steel



Top 3 Export Items

HS Codes	Description	Value (\$ Mn)	Country	Value (\$ Mn)
73269099	All Other Articles Of Iron/Steel Nes Forged or stamped but not further worked	437	U S A	171
			Thailand	26
			Germany	23
73181500	Threaded articles : Other screws and bolts, whether or not with their nuts or washers	221	U S A	37
			Netherland	34
			Germany	30
73072100	Other, of stainless steel : Flanges	133	U S A	37
			Netherland	22
			Germany	13

Top 3 Import Items

HS Codes	Description	Value (\$ Mn)	Country	Value (\$ Mn)
73269099	All Other Articles Of Iron/Steel Nes Forged or stamped but not further worked	357	China P Rp	72
			U S A	40
			Germany	30
73181500	Threaded articles : Other screws and bolts, whether or not with their nuts or washers	220	China P Rp	49
			Korea Rp	31
			Japan	26
73181900	Threaded articles : Other	52	China P Rp	18
			Germany	10
			Japan	5

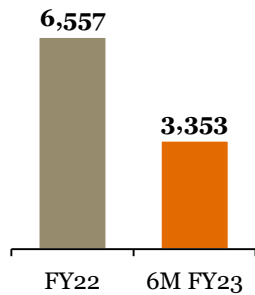
For 218 HS codes

For 217 HS codes

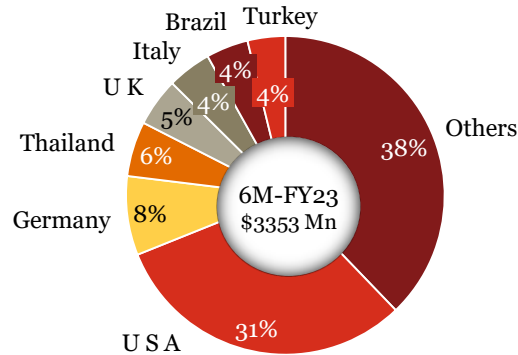
Chapter 84

Machinery and mechanical appliances, electrical equipment, sound recorders and reproducers, television image and sound recorders. and reproducers, and parts

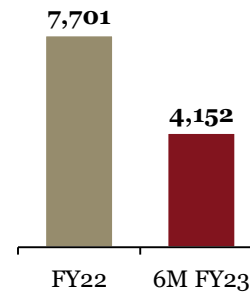
Exports (\$ Mn)



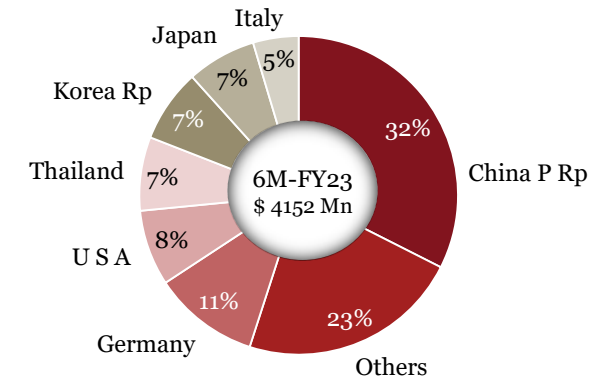
Exports-Top Countries (\$ Mn, %)



Imports (\$ Mn)



Imports-Top Countries (\$ Mn, %)



Top 3 Export Items

HS Codes	Description	Value (\$ Mn)	Country	Value (\$ Mn)
84834000	Gears and gearing, other than toothed wheels, chain sprockets and other transmission elements presented separately; ball or roller screws; gear boxes and other speed changers, including torque converters	426	U S A	215
			Germany	42
			Brazil	37
84139190	Others (Parts of Steering Pump Assembly)	237	U S A	132
			Germany	24
			Italy	9
84099990	Other parts of diesel engine: Other	211	U S A	86
			Italy	20
			U K	18

For 218 HS codes

Top 3 Import Items

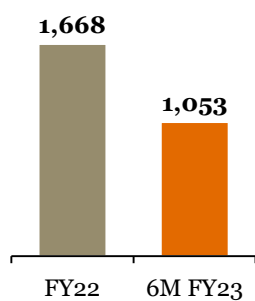
HS Codes	Description	Value (\$ Mn)	Country	Value (\$ Mn)
84834000	Gears and gearing, other than toothed wheels, chain sprockets and other transmission elements presented separately; ball or roller screws; gear boxes and other speed changers, including torque converters	287	China P Rp	157
			Germany	35
			Italy	16
84219900	Other: Parts of Machinery and apparatus for filtering	258	China P Rp	57
			Germany	50
			U S A	32
84099990	Other parts of diesel engine: Other	248	Italy	46
			Germany	35
			China P Rp	30

For 217 HS codes

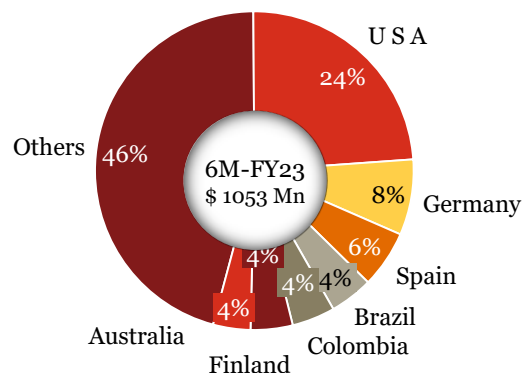
Chapter 85

Electrical machinery and equipment and parts thereof

Exports (\$ Mn)



Exports-Top Countries (\$ Mn, %)

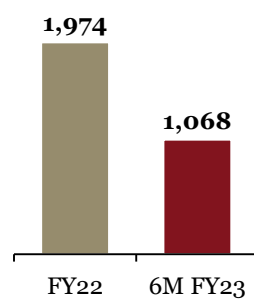


Top 3 Export Items

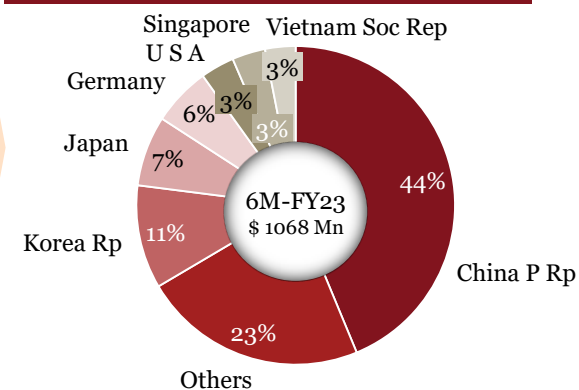
HS Codes	Description	Value (\$ Mn)	Country	Value (\$ Mn)
85030090	Other	538	USA	171
			Spain	52
			Finland	44
85443000	Ignition wiring sets and other wiring sets of a kind used in vehicles, aircraft or ships	127	USA	19
			UK	19
			Japan	14
85114000	Starter motors and dual-purpose starter-generators	79	USA	13
			UK	8
			Germany	8

For 218 HS codes

Imports (\$ Mn)



Imports-Top Countries (\$ Mn, %)



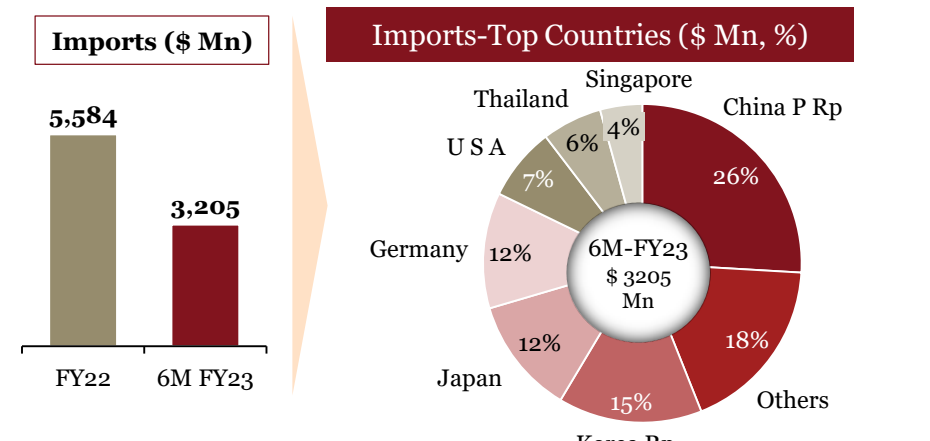
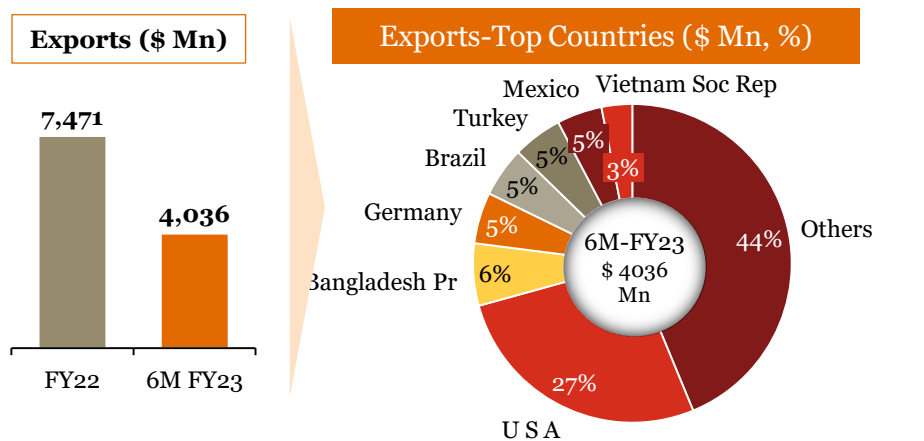
Top 3 Import Items

HS Codes	Description	Value (\$ Mn)	Country	Value (\$ Mn)
85030090	Other	286	China P Rp	218
			Germany	13
			Spain	7
85013119	DC motors :Other	110	China P Rp	60
			Japan	9
			Indonesia	7
85129000	Parts	100	China P Rp	38
			Korea Rp	24
			Japan	7

For 217 HS codes

Chapter 87

Vehicles other than railway or tramway rolling - stock, and parts and accessories



Top 3 Export Items

HS Codes	Description	Value (\$ Mn)	Country	Value (\$ Mn)
87089900	Other: Motor vehicle parts (Reservoir for Hydraulic Power Steering Systems+Steering Gear Systems and Parts)	1553	U S A	441
			Mexico	106
			Germany	97
87083000	Brakes and servo-brakes; parts thereof	359	U S A	179
			Germany	26
			Mexico	18
87141090	Other	353	Bangladesh Pr	159
			Brazil	32
			Colombia	24

Top 3 Import Items

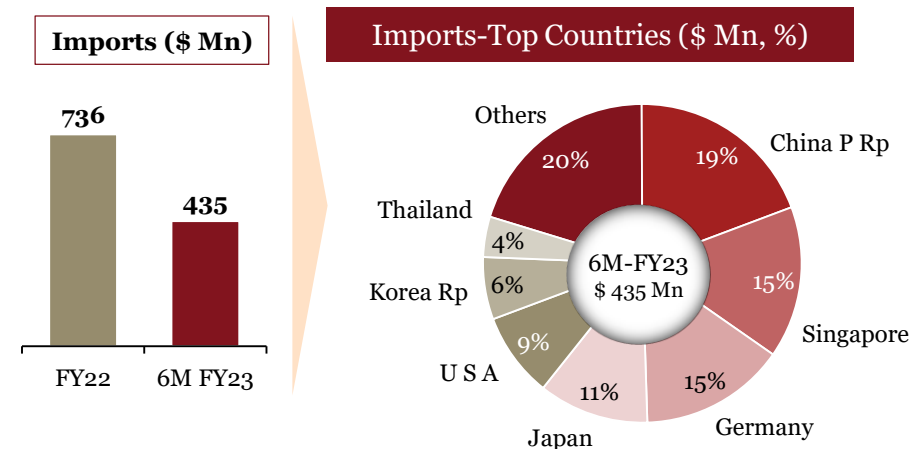
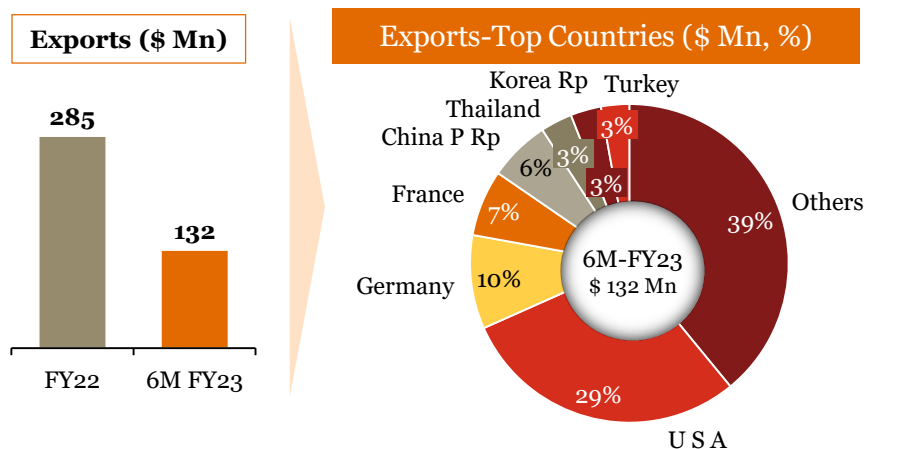
HS Codes	Description	Value (\$ Mn)	Country	Value (\$ Mn)
87089900	Other: Motor vehicle parts (Reservoir for Hydraulic Power Steering Systems+Steering Gear Systems and Parts)	1014	China P Rp	249
			Germany	134
			Japan	114
			U S A	51
87084000	Gear boxes and parts thereof	647	Japan	193
			Korea Rp	178
			U S A	51
87082900	Other parts and accessories of bodies (including cabs) :Other	301	Korea Rp	81
			China P Rp	73
			Germany	42

For 218 HS codes

For 217 HS codes

Chapter 90

Optical, photographic, cinematographic, measuring, checking, precision, medical or surgical instruments and apparatus; parts and accessories



Top 3 Export Items

Top 3 Import Items

HS Codes	Description	Value (\$ Mn)	Country	Value (\$ Mn)
90328990	Other	80	USA	24
			China P Rp	8
			France	5.00
			Germany	4
90319000	Other optical instruments and appliances :Parts and accessories (Measuring & Checking Insturments - Sensors)	40	USA	14
			Germany	8
			France	4
90292020	Speedometers, non-electrical	8	Korea Rp	4
			Turkey	3
			Philippines	0.31

HS Codes	Description	Value (\$ Mn)	Country	Value (\$ Mn)
90328990	Other	314	Singapore	64
			China P Rp	64
			Germany	45
90319000	Other optical instruments and appliances :Parts and accessories (Measuring & Checking Insturments - Sensors)	112	Japan	24
			China P Rp	20
			Germany	18
			Germany	18
90158030	Geophysical instruments	4	Switzerland	1
			Canada	1
			USA	0.43

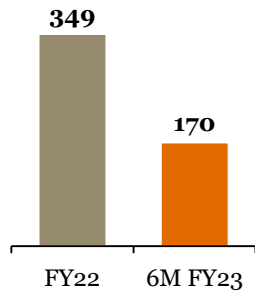
For 218 HS codes

For 217 HS codes

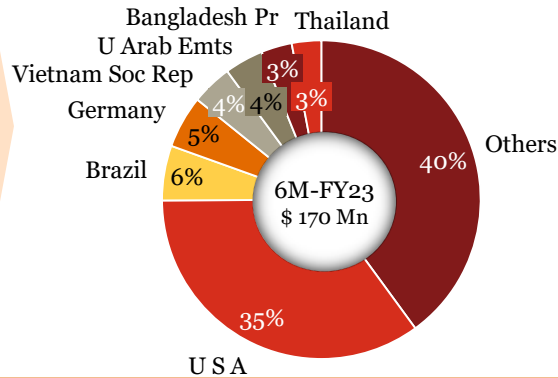
Chapter 70,72,68,83,91 & 94

Multiple Chapters

Exports (\$ Mn)



Exports-Top Countries (\$ Mn, %)

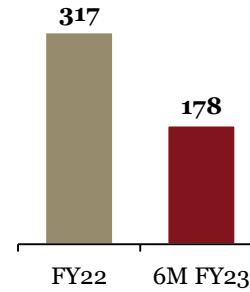


Top 3 Export Items

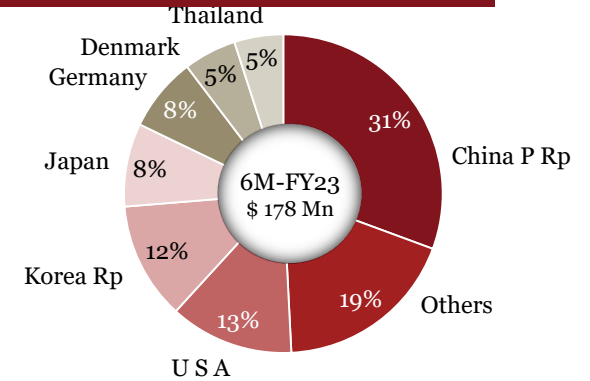
HS Codes	Description	Value (\$ Mn)	Country	Value (\$ Mn)
70099200	Other : Framed	34	USA	23
			U K	2
			France	2
68138100	Brake linings and pads (Not containing Asbestos)	32	USA	14
			Saudi Arab	1
			U Arab Emts	1
83012000	Locks of a kind used for motor vehicles	34	USA	8
			Thailand	4
			Germany	3

For 218 HS codes

Imports (\$ Mn)



Imports-Top Countries (\$ Mn, %)



Top 3 Import Items

HS Codes	Description	Value (\$ Mn)	Country	Value (\$ Mn)
94012000	Seats of a kind used for motor vehicles	41	China P Rp	11
			USA	10
			Germany	6
83023090	Other	21	Korea Rp	8
			China P Rp	3
			USA	2
72125090	Other	19	Denmark	6
			Japan	5
			China P Rp	2

For 217 HS codes



Disclaimer

This document has been prepared solely for *[ACMA] Automotive Component Manufacturers Association of India*, being the express addressee to this document. PwC does not accept or assume any liability, responsibility or duty of care for any use of or reliance on this document by anyone, other than (i) ACMA, to the extent agreed in the relevant contract for the matter to which this document relates (if any), or (ii) as expressly agreed by PwC in writing in advance.

This publication has been prepared for general guidance on matters of interest only, and does not constitute professional advice. You should not act upon the information contained in this publication without obtaining specific professional advice. No representation or warranty (express or implied) is given as to the accuracy or completeness of the information contained in this publication, and, to the extent permitted by law, PwC, its members, employees and agents accept no liability, and disclaim all responsibility, for the consequences of you or anyone else acting, or refraining to act, in reliance on the information contained in this publication or for any decision based on it.

This publication contains certain examples extracted from third party documentation and so being out of context from the original third party documents; readers should bear this in mind when reading the publication. The copyright in such third party material remains owned by the third parties concerned, and PwC expresses its appreciation to these companies for having allowed it to include their information in this publication. For a more comprehensive view on each company's communication, please read the entire document from which the extracts have been taken. Please note that the inclusion of a company in this publication does not imply any endorsement of that company by PwC nor any verification of the accuracy of the information contained in any of the examples.

This publication contains various companies' forward looking statements, which by their nature involve numerous assumptions, inherent risks and uncertainties, both general and specific, and risks that predictions, forecasts, projections and other forward looking statements will not be achieved. We caution readers of this publication not to place undue reliance on these forward looking statements, as a number of important factors could cause actual future results to differ materially from the plans, objectives, expectations, estimates, and intentions expressed in such forward looking statements.

PwC contacts for ACMA Knowledge Partnership

- Kavan Mukhtyar, Partner & Leader-Automotive, PwC India – kavan.mukhtyar@in.pwc.com / +912261198735
- Akhilesh Oberoi, ACMA Knowledge Partnership Manager – akhilesh.oberoi@in.pwc.com / +91124620724