

www.pwc.com

Export-Import analysis of Indian auto-component industry

View: 5M-FY 22

Prepared for ACMA

*Strictly private
and confidential*

October 2022



pwc

Contents

Executive Summary FY-22	3
Executive Summary 5M:FY-23	9
Chapter wise detailed analysis	15
1 Chapter 40	16
2 Chapter 73	17
3 Chapter 84	18
4 Chapter 85	19
5 Chapter 87	20
6 Chapter 90	21
7 Chapter 70,72,68,83,91 & 94	22

***To navigate this report on-screen
(in pdf format)***

From any page – click on the section title in the header navigation bar

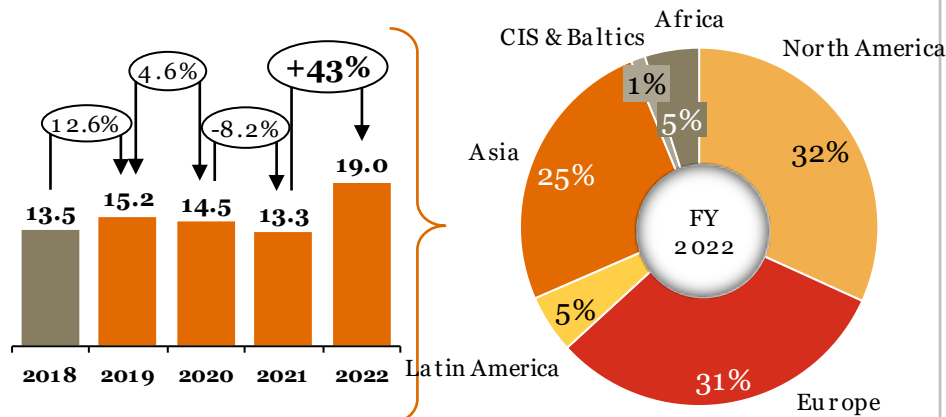
From this Contents page – click on the title of the section or sub-section

From the contents listing on any section divider – click on the title of the sub-section

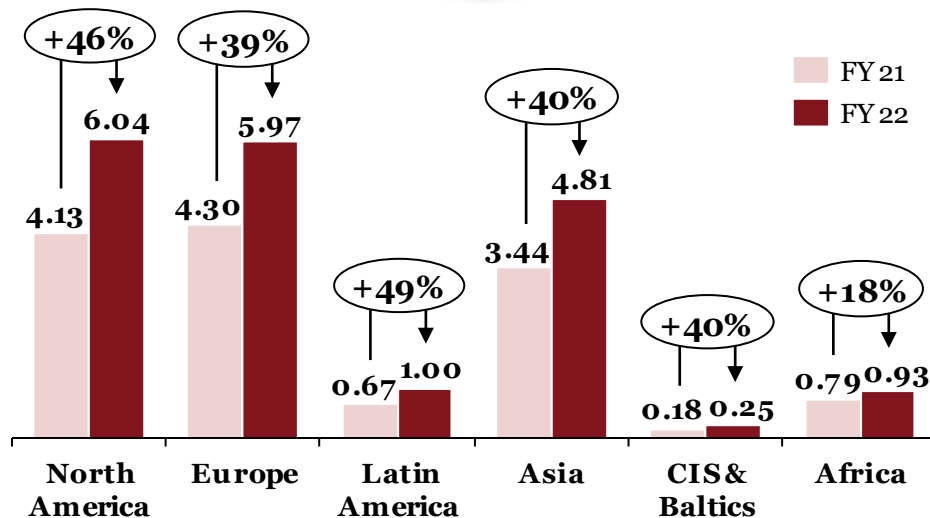
Executive Summary FY-22

Overview of “Exports” for Indian auto component industry in FY 22

Total Exports \$ Bn

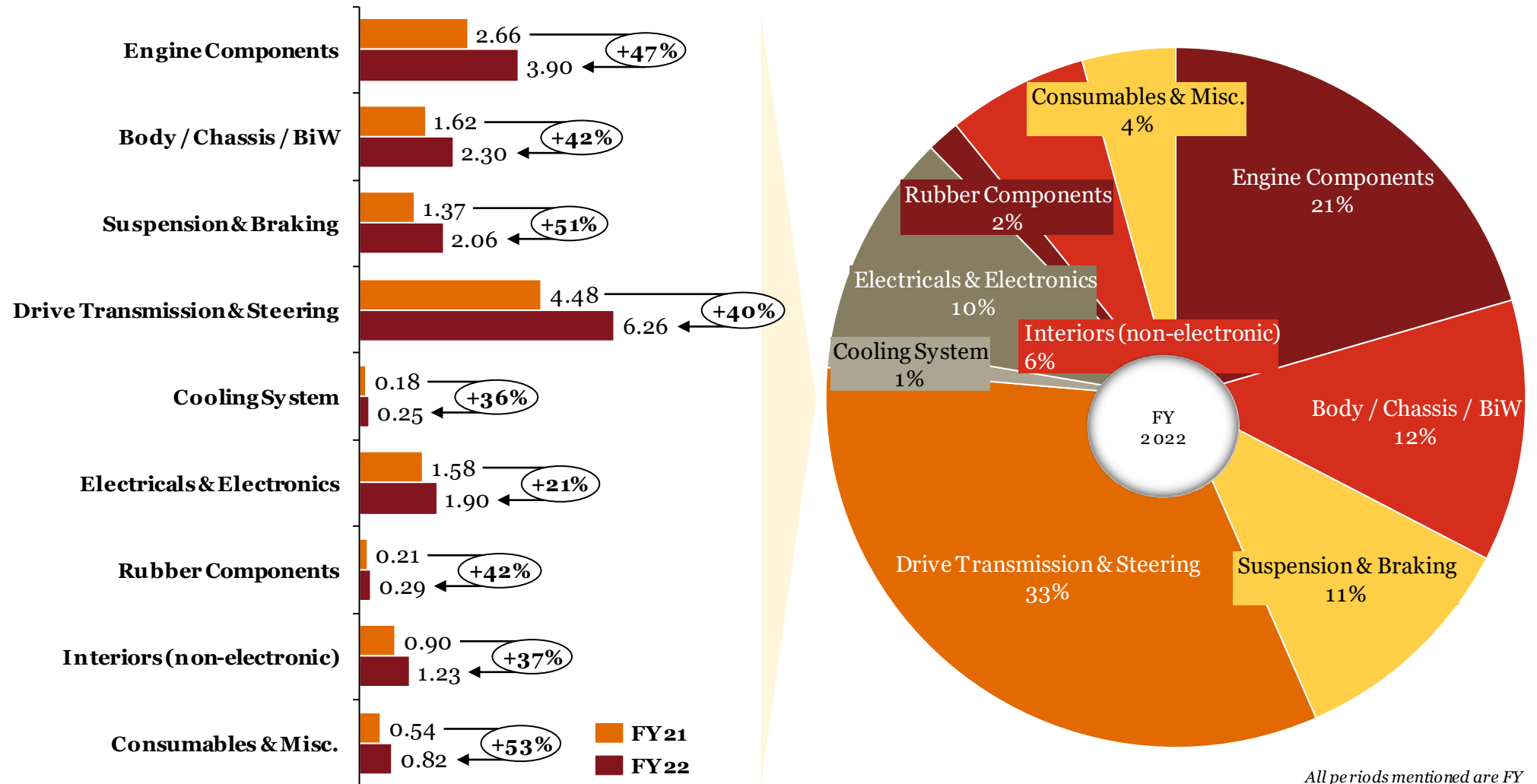


- India had a trade surplus of ~\$0.7B for auto components. Exports grew strongly in FY22 due to sharp recoveries in developed economies.
- **North America** saw the biggest increase in exports (by value) due to demand increase resulting from strong cash incentives; Europe and Asia recorded handsome exports growth (by value) too.
- **‘Drive Transmission & Steering’**, alongside **‘Engine’**, remain the 2 dominant segments, accounting for 54% of exports. All segments recorded exports growth despite supply challenges in H1 FY22.



All periods mentioned are FY
*For 217 HS codes

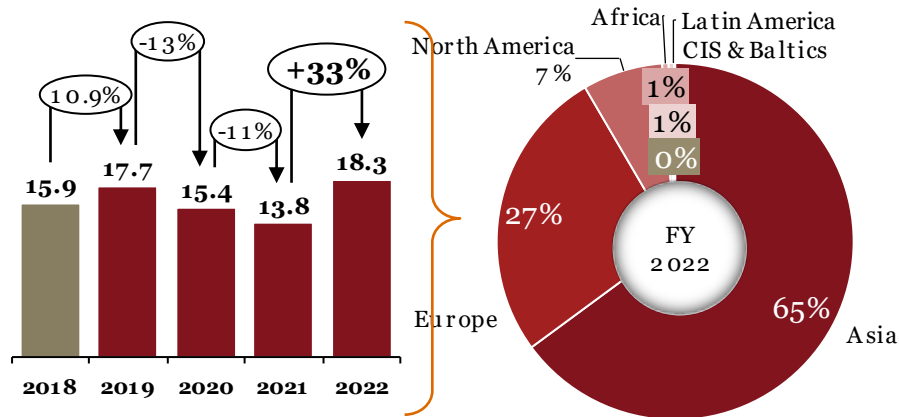
Segmentation by product type: Exports (FY-o-FY)



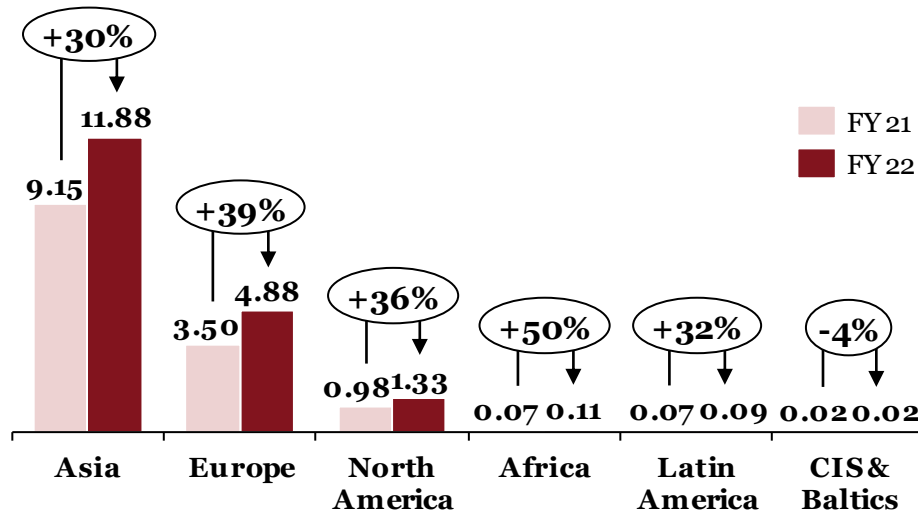
All periods mentioned are FY
*For 217 HS codes

Overview of “Imports” for Indian auto component industry in FY 22

Total Imports \$ Bn

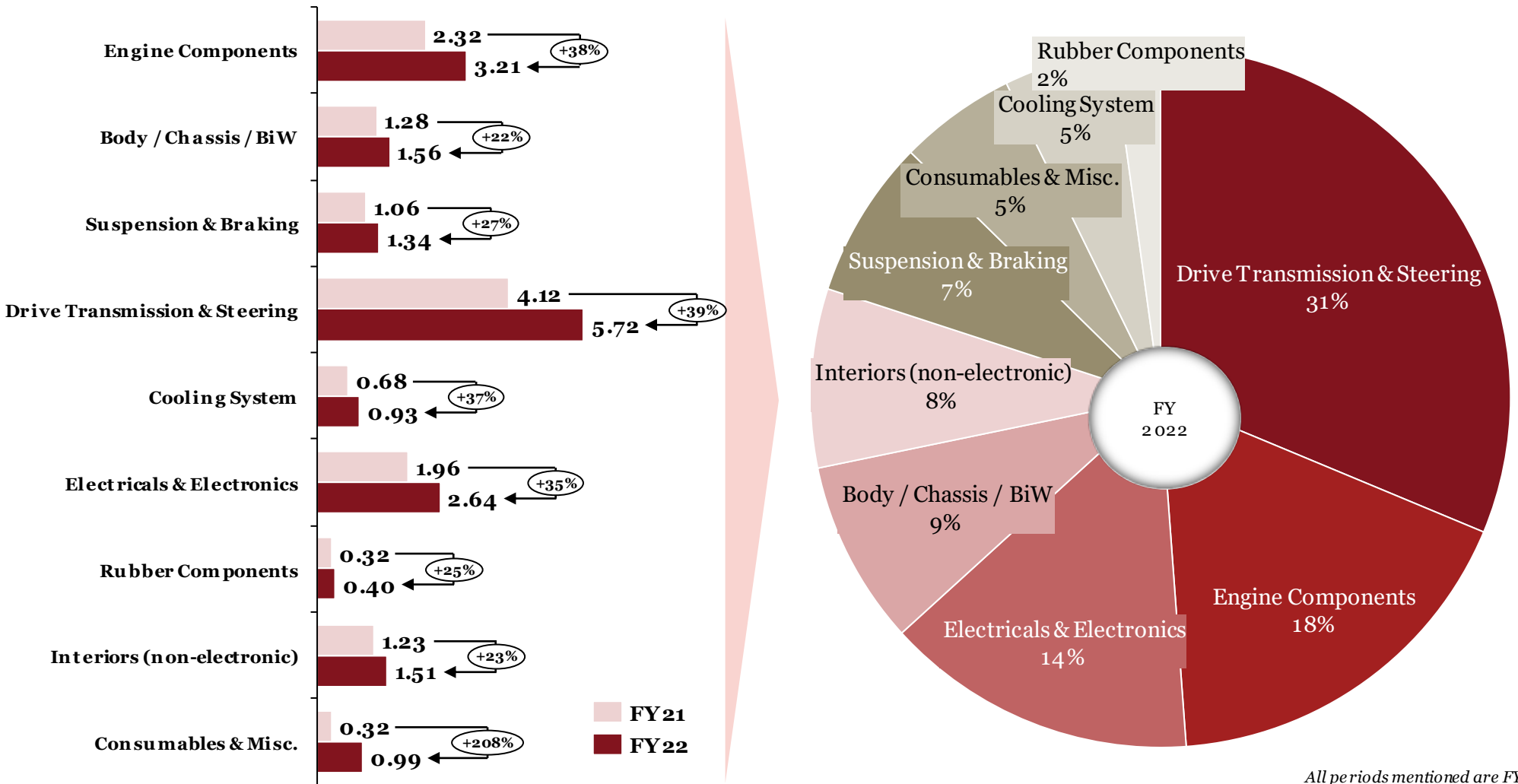


- FY22 saw a ~ **33% increase** in auto components imports into India owing to localised lockdowns, labour unavailability, industrial power cuts & shipping challenges predominantly in H1 FY22.
- **China** remains the biggest importer of components (~30% of imports) while **Germany** has moved up a position to become the 2nd largest parts importer (11% of imports).
- ‘**Drive Transmission & Steering**’, alongside ‘**Engine**’, remain the 2 dominant segments, accounting for **49%** of imports.
- Imports from Germany **grew 48%** over the previous year due to competitiveness of German parts, caused by high govt. incentives.



All periods mentioned are FY
*For 217 HS codes

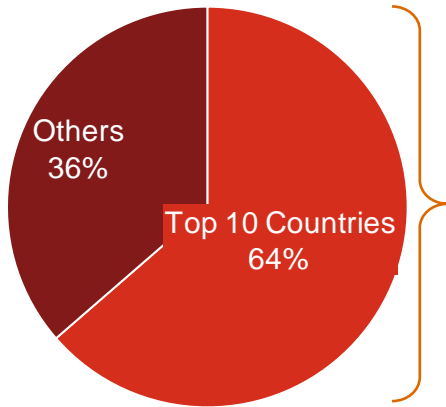
Segmentation by product type: Imports (FY-o-FY)



All periods mentioned are FY
*For 217 HS codes

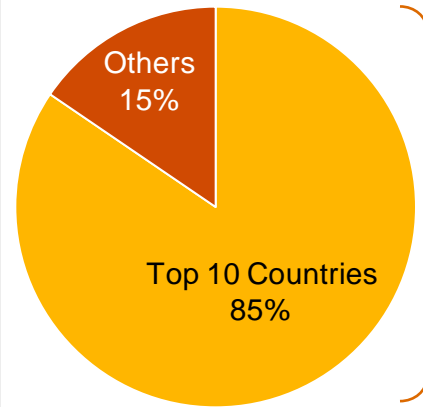
Key highlights of “Exports” & “Imports” in FY 22

Exports - Top Countries (\$ Mn), 2022*

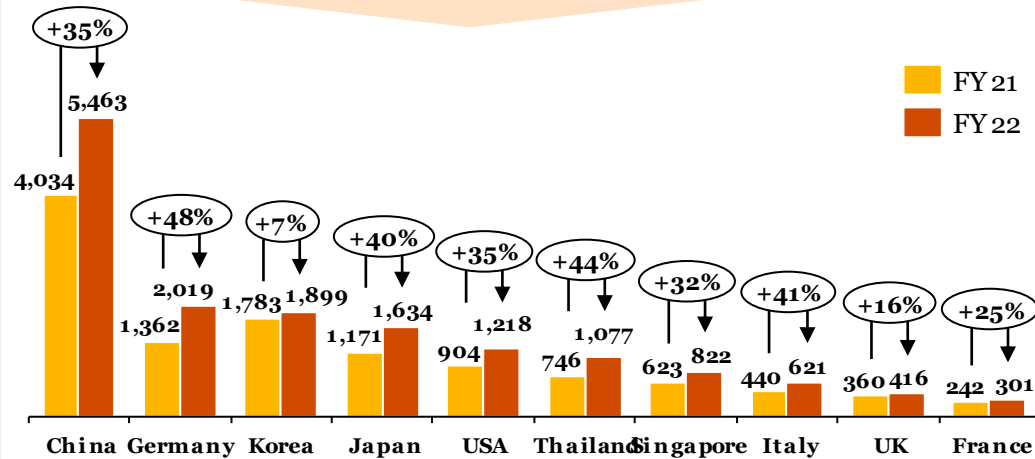
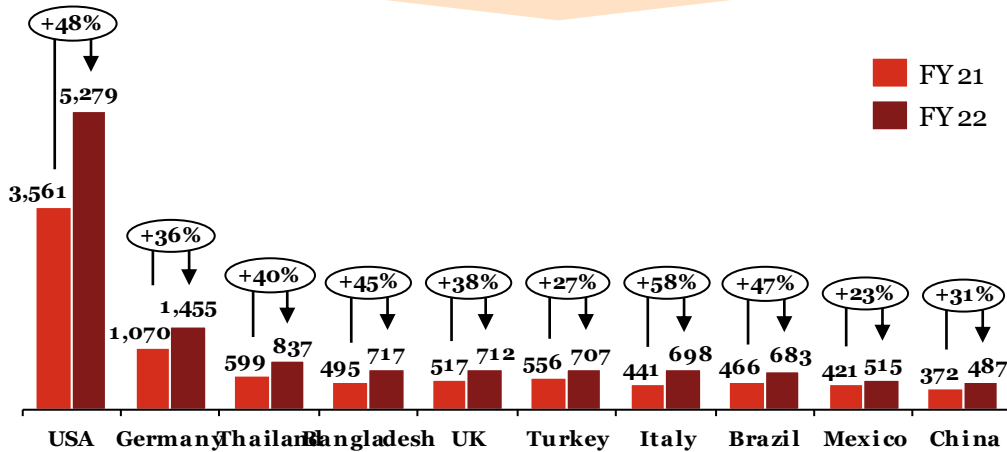


Top 10 Countries	Share of Ex-FY21	Share of Ex-FY22
U S A	26%	28%
GERMANY	8%	8%
THAILAND	4%	4%
BANGLADESH	4%	4%
U K	4%	4%
TURKEY	4%	4%
ITALY	3%	4%
BRAZIL	3%	4%
MEXICO	3%	3%
CHINA P RP	3%	3%

Imports - Top Countries (\$ Mn), 2022*



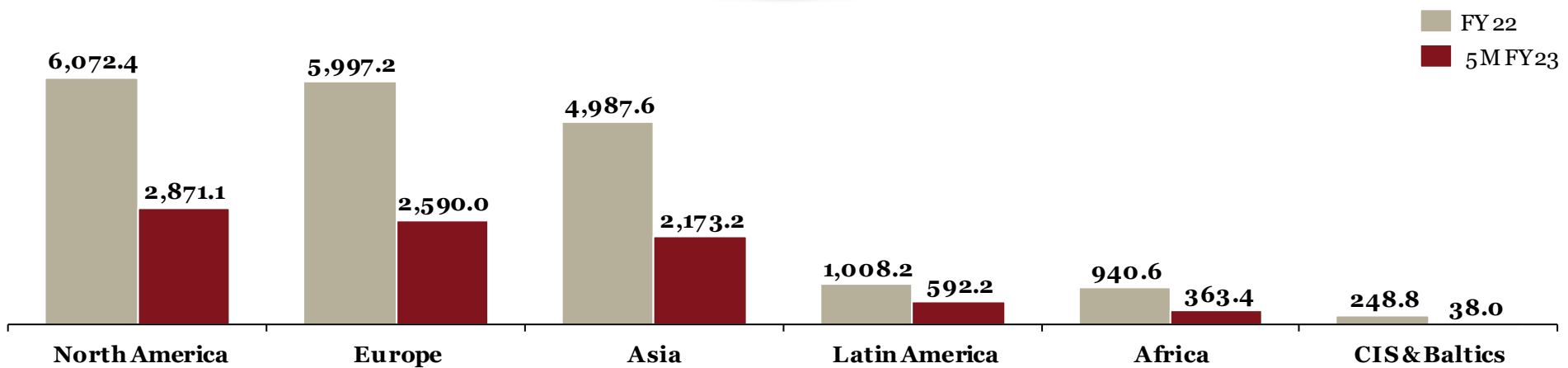
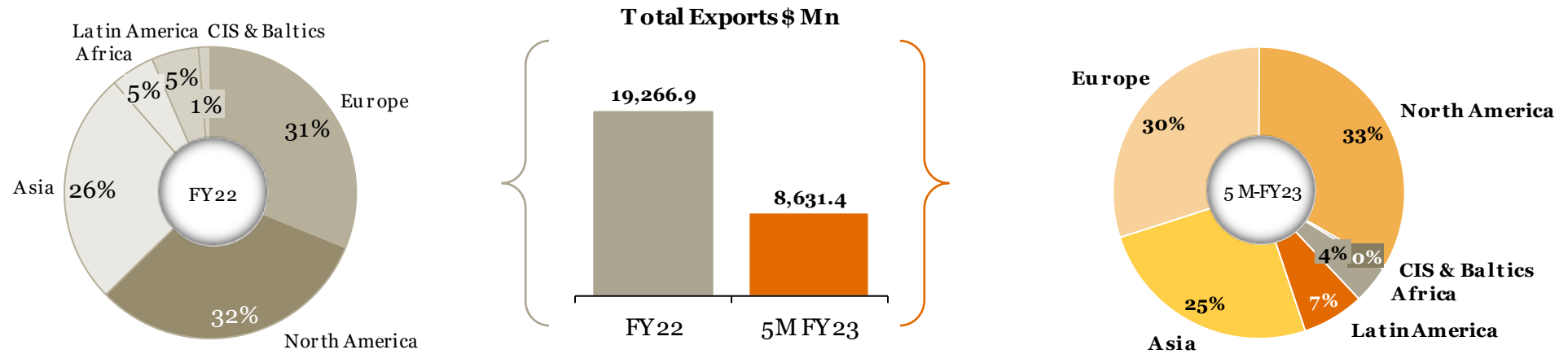
Top 10 Countries	Share of Im-FY21	Share of Im-FY22
CHINA P RP	29%	30%
GERMANY	10%	11%
KOREA RP	13%	10%
JAPAN	8%	9%
U S A	7%	7%
THAILAND	5%	6%
SINGAPORE	5%	4%
ITALY	3%	3%
U K	3%	2%
FRANCE	2%	2%



All periods mentioned are FY *For 217 HS codes

Executive Summary 5M FY-23

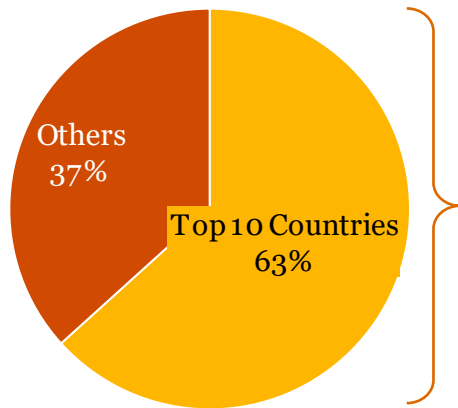
Overview of “Exports” for Indian auto component industry in 5M-FY 23



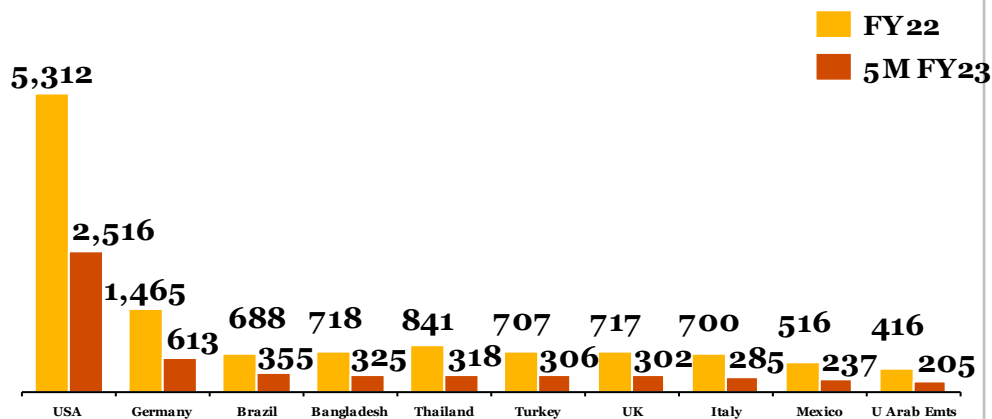
For 218 HS codes

Key highlights of “Exports” in 5M-FY 23

Top Countries (\$ Mn), 5M-FY 23



Top 10 Countries	Share of Ex-5M-FY 23
USA	29%
Germany	7%
Brazil	4%
Bangladesh	4%
Thailand	4%
Turkey	4%
UK	4%
Italy	3%
Mexico	3%
U Arab Emts	2%

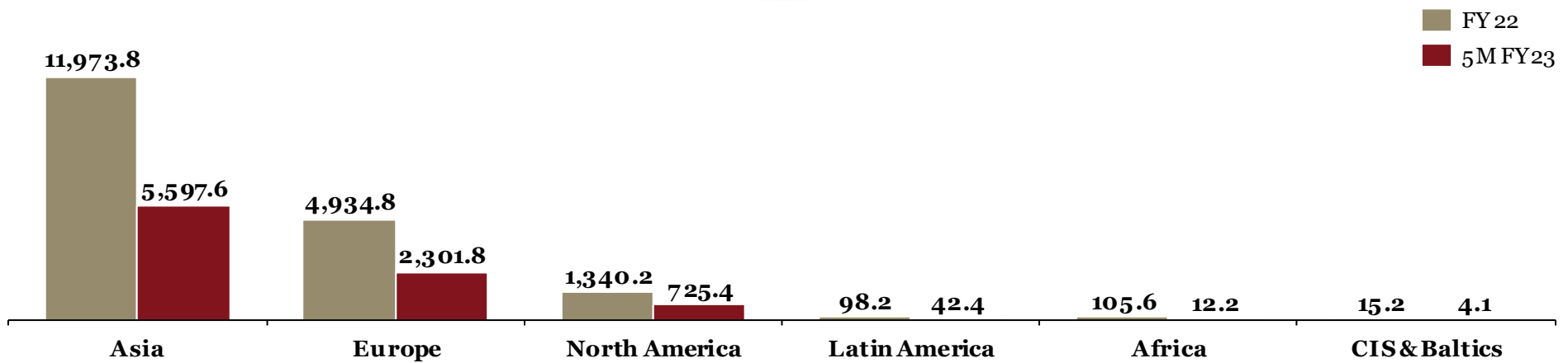
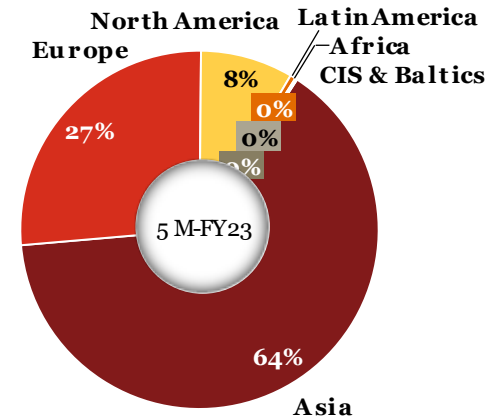
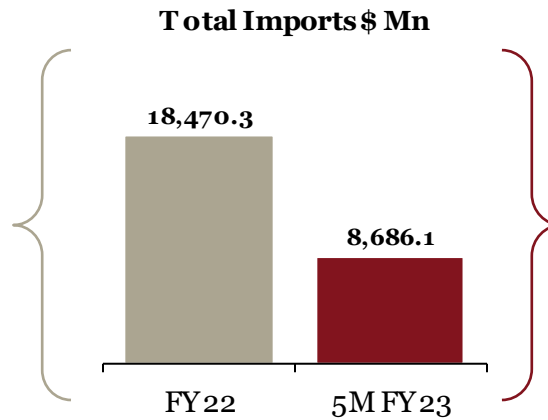
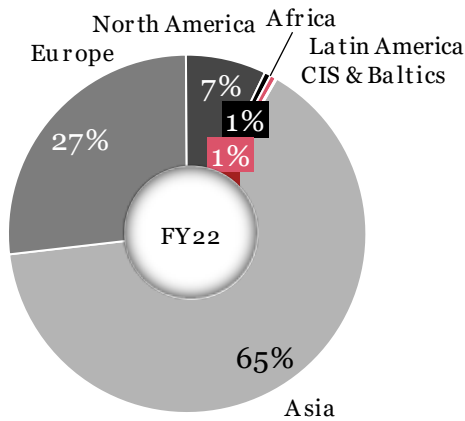


Top HS codes (\$ Mn), 5M-FY 23

HS codes	Value \$ Mn	Description
87089900		Other: Mot or vehicle parts (Reservoir for Hydraulic Power Steering Systems+Steering Gear Systems and Parts)
U SA	369	
MEXICO	90.04	
GERMANY	80.04	
85030090		Other
U SA	163.97	
SPAIN	52.05	
COLOMBIA	38.22	
84834000		Gears and gearing, other than toothed wheels, chain sprockets and other transmission elements presented separately; ball or roller screws; gear boxes and other speed changers, including torque converters
U SA	181.47	
GERMANY	37.23	
BRAZIL	26.1	
87083000		Brakes and servo-brakes; parts thereof
U SA	152	
GERMANY	23	
MEXICO	15.6	
73269099		All Other Articles Of Iron/Steel Nes Forged or stamped but not further worked
U SA	146	
THAILAND	21.98	
GERMANY	19.35	
87141090		Other
BANGLADESH PR	134.92	
BRAZIL	26.55	
COLOMBIA	19.95	
87085000		Drive-axles with differential, whether or not provided with other transmission components, non-driving axles; parts thereof
U SA	127	
ITALY	20.29	
GERMANY	19.6	

For 218 HS codes

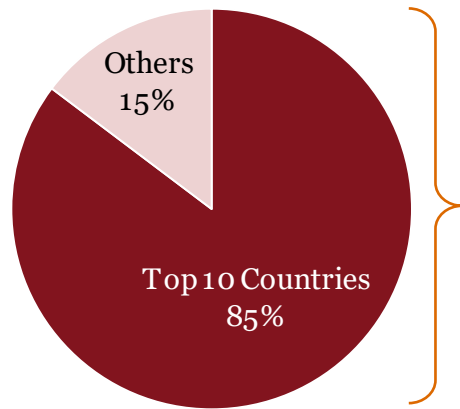
Overview of “Imports” for Indian auto component industry in 5M-FY 23



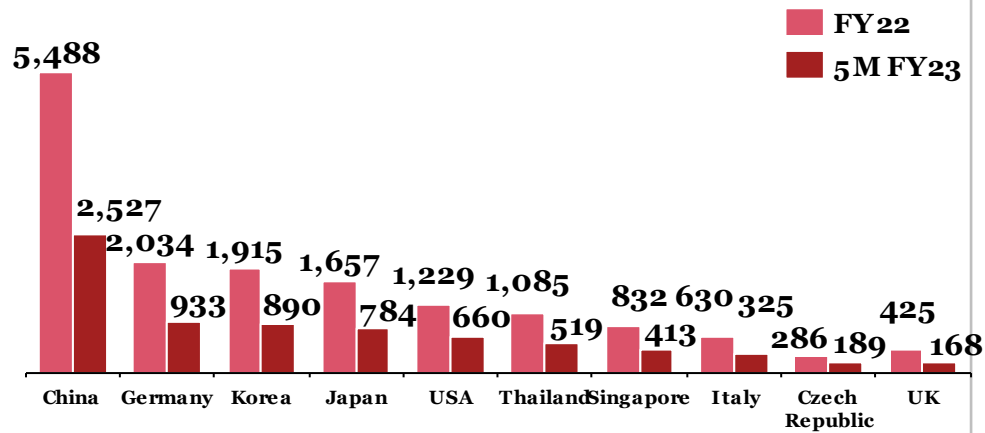
For 218 HS codes

Key highlights of “Imports” in 5M-FY 23

Top Countries (\$ Mn), 5M-FY 23



Top 10 Countries	Share of Im-5M FY23
China	29%
Germany	11%
Korea	10%
Japan	9%
USA	8%
Thailand	6%
Singapore	5%
Italy	4%
Czech Republic	2%
UK	2%

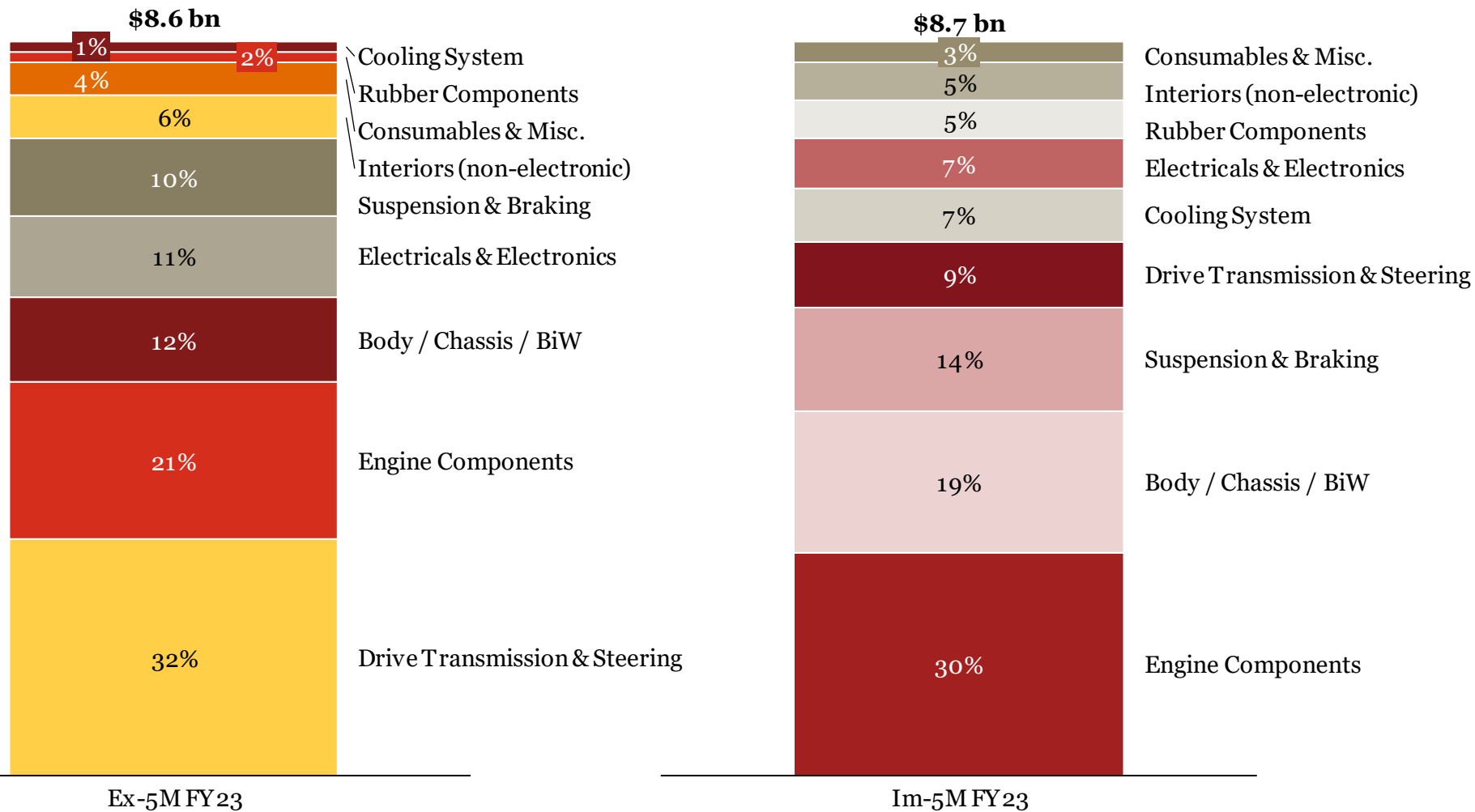


Top HS codes (\$ Mn), 5M-FY 23

HS codes	Value \$ Mn	Description
87089900		Other: Motor vehicle parts (Reservoir for Hydraulic Power Steering Systems+Steering Gear Systems and Parts)
CHINA PRP	203.59	
GERMANY	116.19	
JAPAN	100.19	
87084000		Gear boxes and parts thereof
JAPAN	162.04	
KOREA RP	148.89	
U S A	44.48	
85030090		Other
CHINA PRP	178.29	
GERMANY	10.84	
SPAIN	5.52	
84148011		Of a kind used in air-conditioning equipment
CHINA PRP	132.84	
THAILAND	31.01	
KOREA RP	17.77	
87141090		Other
CHINA PRP	156.37	
INDONESIA	9.61	
THAILAND	9.32	
84834000		Gears and gearing, other than toothed wheels, chain sprockets and other transmission elements presented separately; ball or roller screws; gear boxes and other speed changers, including torque converters
CHINA PRP	126.52	
GERMANY	29.45	
ITALY	13.43	
87082900		Other parts and accessories of bodies (including cabs) :Other
KOREA RP	68.52	
CHINA PRP	60.15	
GERMANY	36.61	

For 217 HS codes

Segmentation by product type: Exports and Imports (Q-o-Q)

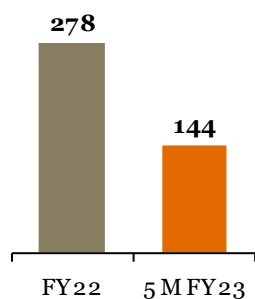


Chapter wise detailed analysis

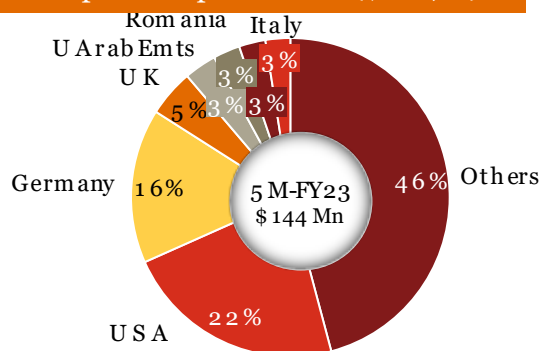
Chapter wise detailed analysis		18
1	Chapter 40	19
2	Chapter 73	20
3	Chapter 84	21
4	Chapter 85	22
5	Chapter 87	23
6	Chapter 90	24
7	Chapter 70,72,68,83,91 & 94	25

Chapter 40 Rubber and articles

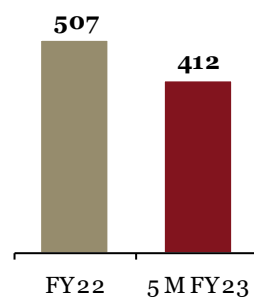
Exports (\$ Mn)



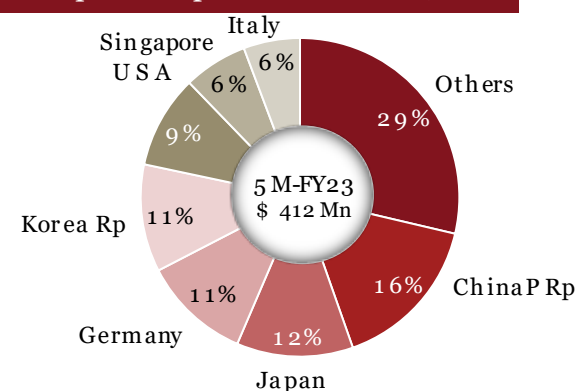
Exports-Top Countries (\$ Mn, %)



Imports (\$ Mn)



Imports-Top Countries (\$ Mn, %)



Top 3 Export Items

HS Codes	Description	Value (\$ Mn)	Country	Value (\$ Mn)
4 0169990	Others : Articles of Vulcanized Rubber other than hard rubber	80	USA	18
			Germany	14
			Thailand	3
4 0169340	Gaskets	15	USA	4
			Romania	3
			Germany	1
4 0169330	Rubber seals (Oil seals and the like)	18	USA	5
			Canada	1
			Germany	1

For 218 HS codes

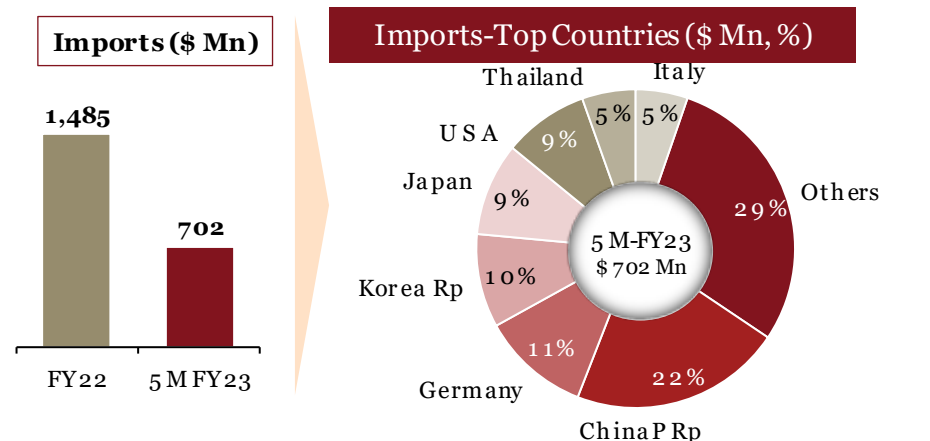
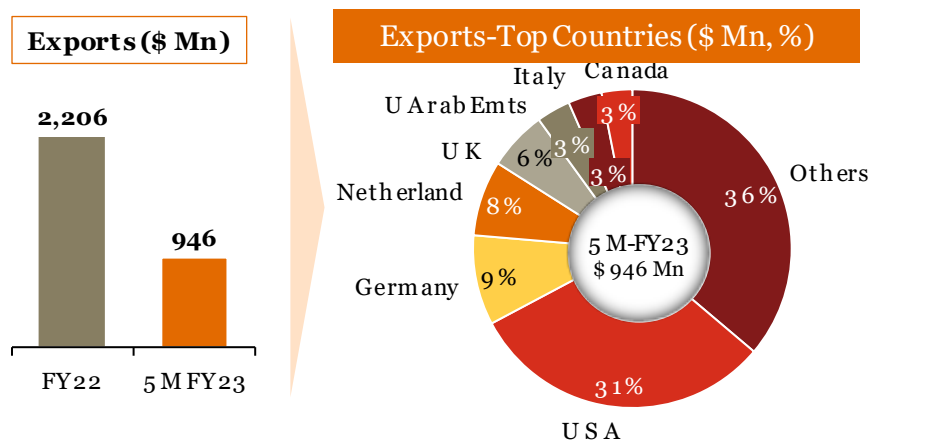
Top 3 Import Items

HS Codes	Description	Value (\$ Mn)	Country	Value (\$ Mn)
4 0169990	Others : Articles of Vulcanized Rubber other than hard rubber	79	Korea Rp	14
			China P Rp	13
			Germany	9
4 0169320	Rubber rings (O-ring)	79	Japan	13
			Germany	11
			USA	10
4 0094200	Reinforced or otherwise combined with other materials: With fittings	52	Singapore	9
			Japan	8
			China P Rp	6

For 217 HS codes

Chapter 73

Articles of iron or steel



Top 3 Export Items

HS Codes	Description	Value (\$ Mn)	Country	Value (\$ Mn)
73269099	All Other Articles Of Iron/Steel Nes Forged or stamped but not further worked	365	USA	146
			Thailand	22
			Germany	19
73181500	Th readed articles : Other screws and bolts, whether or not with their nuts or washers	183	USA	30
			Netherland	28
			Germany	25
73072100	Other, of stainless steel : Flanges	112	USA	31
			Netherland	17
			Germany	11

Top 3 Import Items

HS Codes	Description	Value (\$ Mn)	Country	Value (\$ Mn)
73269099	All Other Articles Of Iron/Steel Nes Forged or stamped but not further worked	295	China P Rp	60
			USA	35
			Germany	24
73181500	Th readed articles : Other screws and bolts, whether or not with their nuts or washers	182	China P Rp	41
			Korea Rp	26
			Japan	21
73181900	Th readed articles : Other	44	China P Rp	15
			Germany	8
			Japan	5

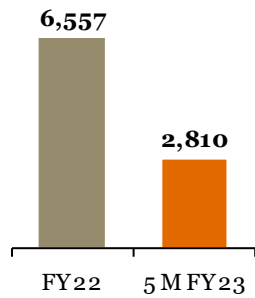
For 218 HS codes

For 217 HS codes

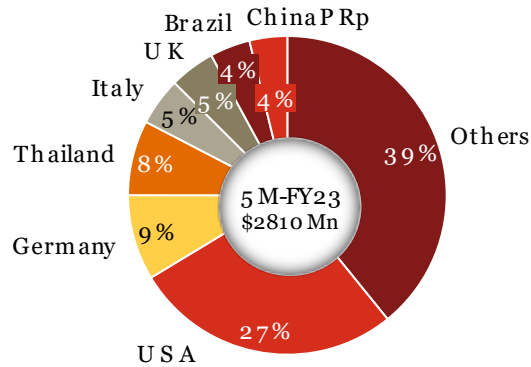
Chapter 84

Machinery and mechanical appliances, electrical equipment, sound recorders and reproducers, television image and sound recorders. and reproducers, and parts

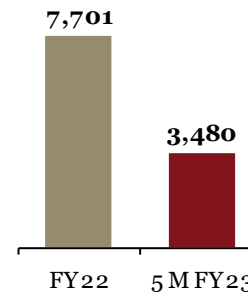
Exports (\$ Mn)



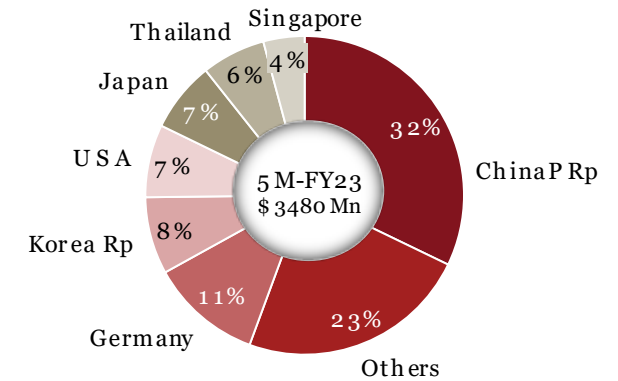
Exports-Top Countries (\$ Mn, %)



Imports (\$ Mn)



Imports-Top Countries (\$ Mn, %)



Top 3 Export Items

HS Codes	Description	Value (\$ Mn)	Country	Value (\$ Mn)
84834000	Gears and gearing, other than toothed wheels, chain sprockets and other transmission elements presented separately; ball or roller screws; gear boxes and other speed changers, including torque converters	349	USA	181
			Germany	37
			Brazil	26
84139190	Others (Parts of Steering Pump Assembly)	192	USA	106
			Germany	20
			Italy	7
84099990	Other parts of diesel engine: Other	177	USA	73
			Italy	16
			UK	16

For 218 HS codes

Top 3 Import Items

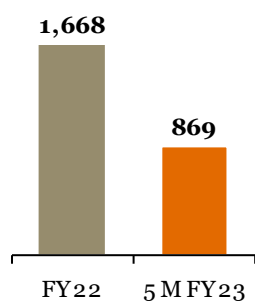
HS Codes	Description	Value (\$ Mn)	Country	Value (\$ Mn)
84834000	Gears and gearing, other than toothed wheels, chain sprockets and other transmission elements presented separately; ball or roller screws; gear boxes and other speed changers, including torque converters	236	China P Rp	127
			Germany	29
			Italy	13
84219900	Other: Parts of Machinery and apparatus for filtering	214	China P Rp	43
			Germany	41
			USA	28
84099990	Other parts of diesel engine: Other	210	Italy	41
			Germany	28
			China P Rp	25

For 217 HS codes

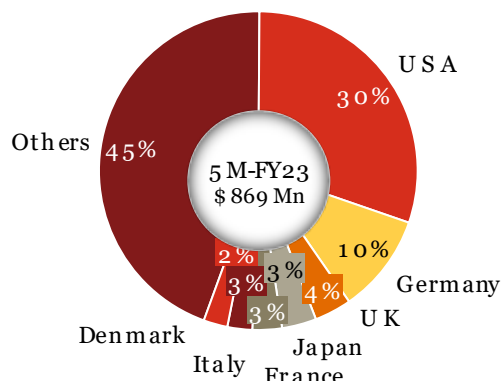
Chapter 85

Electrical machinery and equipment and parts thereof

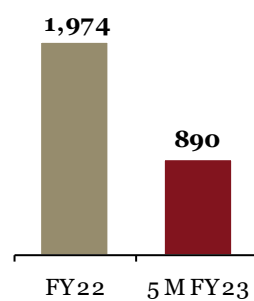
Exports (\$ Mn)



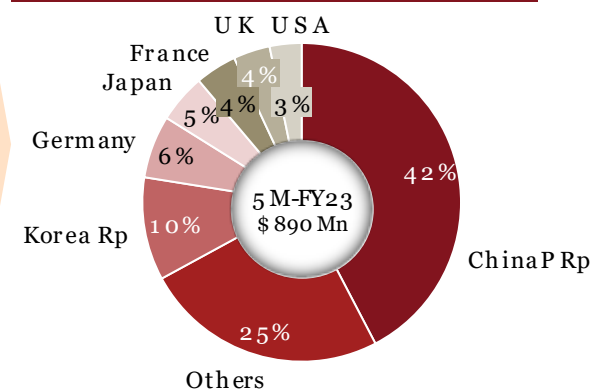
Exports-Top Countries (\$ Mn, %)



Imports (\$ Mn)



Imports-Top Countries (\$ Mn, %)



Top 3 Export Items

HS Codes	Description	Value (\$ Mn)	Country	Value (\$ Mn)
85 030090	Other	450	USA	164
			Spain	52
			Colombia	38
85443000	Ignition wiring sets and other wiring sets of a kind used in vehicles, aircraft or ships	104	USA	16
			UK	16
			Japan	11
85114000	Starter motors and dual purpose starter-generators	63	USA	10
			UK	7
			Germany	6

For 218 HS codes

Top 3 Import Items

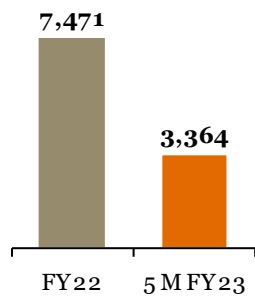
HS Codes	Description	Value (\$ Mn)	Country	Value (\$ Mn)
85 030090	Other	236	China P Rp	178
			Germany	11
			Spain	6
85 013119	DC motors :Other	92	China P Rp	49
			Japan	7
			Indonesia	6
85129000	Parts	86	China P Rp	33
			Korea Rp	21
			Japan	6

For 217 HS codes

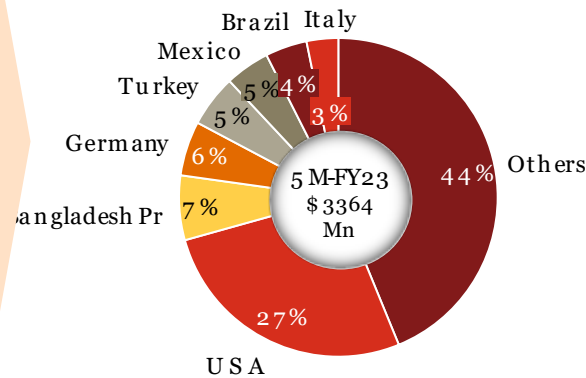
Chapter 87

Vehicles other than railway or tramway rolling - stock, and parts and accessories

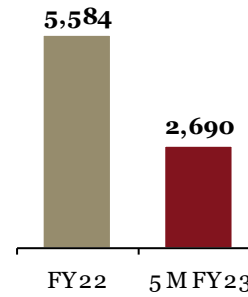
Exports (\$ Mn)



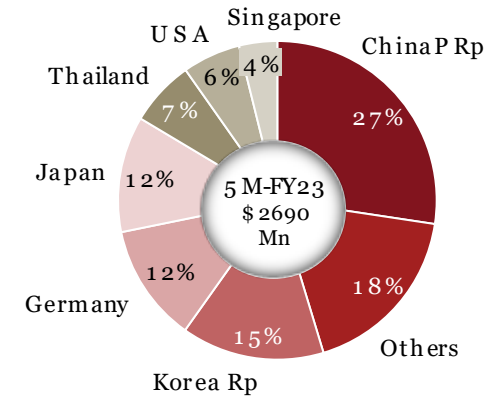
Exports-Top Countries (\$ Mn, %)



Imports (\$ Mn)



Imports-Top Countries (\$ Mn, %)



Top 3 Export Items

HS Codes	Description	Value (\$ Mn)	Country	Value (\$ Mn)
87089900	Other: Motor vehicle parts (Reservoir for Hydraulic Power Steering Systems+Steering Gear Systems and Parts)	1283	USA	369
			Mexico	90
			Germany	80
87083000	Brakes and servo-brakes; parts thereof	303	USA	152
			Germany	23
			Mexico	16
87141090	Other	297	Bangladesh Pr	135
			Brazil	27
			Colombia	20

For 218 HS codes

Top 3 Import Items

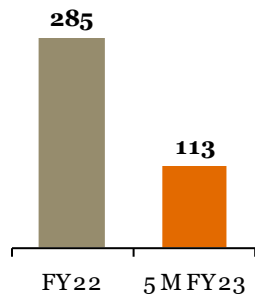
HS Codes	Description	Value (\$ Mn)	Country	Value (\$ Mn)
87089900	Other: Motor vehicle parts (Reservoir for Hydraulic Power Steering Systems+Steering Gear Systems and Parts)	857	China P Rp	204
			Germany	116
			Japan	100
87084000	Gear boxes and parts thereof	546	Japan	162
			Korea Rp	149
			USA	44
87082900	Other parts and accessories of bodies (including cabs):Other	254	Korea Rp	69
			China P Rp	60
			Germany	37

For 217 HS codes

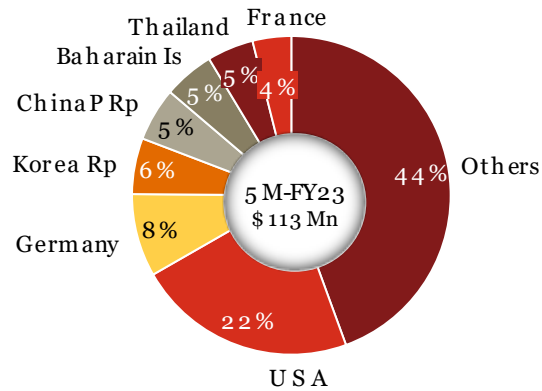
Chapter 90

Optical, photographic, cinematographic, measuring, checking, precision, medical or surgical instruments and apparatus; parts and accessories

Exports (\$ Mn)



Exports-Top Countries (\$ Mn, %)

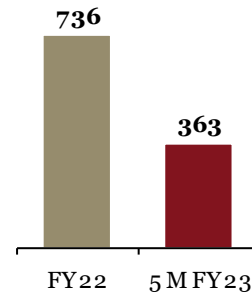


Top 3 Export Items

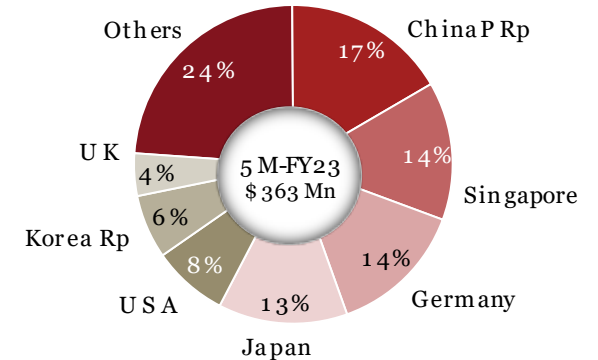
HS Codes	Description	Value (\$ Mn)	Country	Value (\$ Mn)
90328990	Other	67	USA	18
			China P Rp	7
			France	4
90319000	Other optical instruments and appliances :Parts and accessories (Measuring & Checking Insturments -Sensors)	35	USA	11
			Germany	7
			France	4
90292020	Speedometers, non-electrical	8	Korea Rp	4
			Turkey	3
			Philippines	0.31

For 218 HS codes

Imports (\$ Mn)



Imports-Top Countries (\$ Mn, %)



Top 3 Import Items

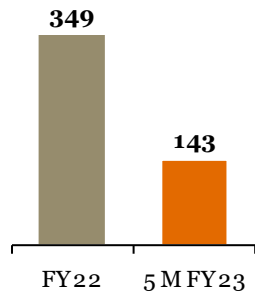
HS Codes	Description	Value (\$ Mn)	Country	Value (\$ Mn)
90328990	Other	264	China P Rp	54
			Singapore	53
			Germany	39
			Japan	20
90319000	Other optical instruments and appliances :Parts and accessories (Measuring & Checking Insturments -Sensors)	92	China P Rp	17
			Germany	15
			Switzerland	1
90158030	Geophysical instruments	3	Australia	0.38
			USA	0.34

For 217 HS codes

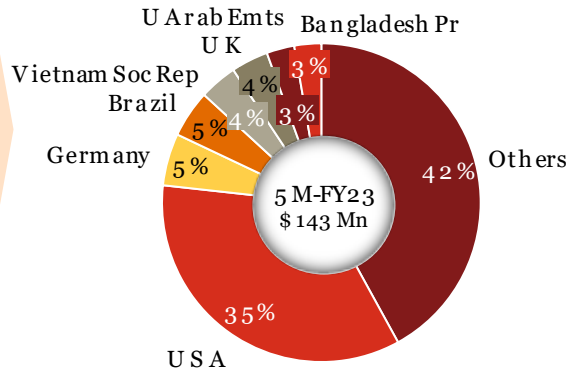
Chapter 70,72,68,83,91 & 94

Multiple Chapters

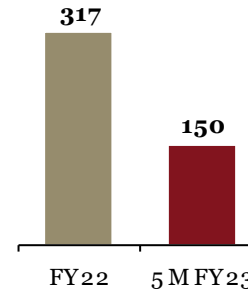
Exports (\$ Mn)



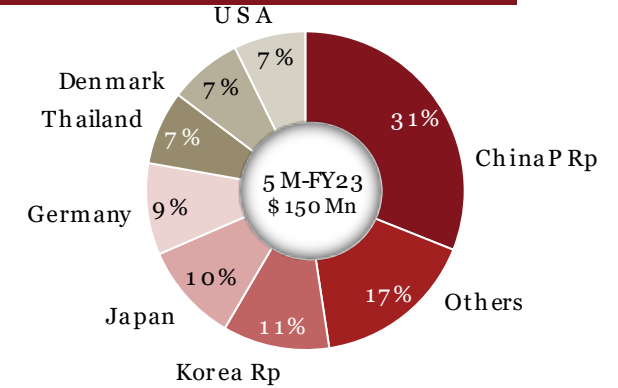
Exports-Top Countries (\$ Mn, %)



Imports (\$ Mn)



Imports-Top Countries (\$ Mn, %)



Top 3 Export Items

HS Codes	Description	Value (\$ Mn)	Country	Value (\$ Mn)
7 0099200	Other : Framed	29	USA	20
			UK	2
			France	1
6 8138100	Brake linings and pads (Not containing Asbestos)	27	USA	13
			Canada	1
			Saudi Arab	1
8 3 012000	Locks of a kind used for motor vehicles	28	USA	7
			Thailand	3
			Brazil	2

For 218 HS codes

Top 3 Import Items

HS Codes	Description	Value (\$ Mn)	Country	Value (\$ Mn)
9 4 012000	Seats of a kind used for motor vehicles	34	China P Rp	10
			USA	8
			Germany	5
7 2125090	Other	16	Denmark	6
			Japan	3
			China P Rp	2
8 3 023090	Other	17	Korea Rp	7
			China P Rp	2
			USA	2

For 217 HS codes



Disclaimer

This document has been prepared solely for *[ACMA] Automotive Component Manufacturers Association of India*, being the express addressee to this document. PwC does not accept or assume any liability, responsibility or duty of care for any use of or reliance on this document by anyone, other than (i) ACMA, to the extent agreed in the relevant contract for the matter to which this document relates (if any), or (ii) as expressly agreed by PwC in writing in advance.

This publication has been prepared for general guidance on matters of interest only, and does not constitute professional advice. You should not act upon the information contained in this publication without obtaining specific professional advice. No representation or warranty (express or implied) is given as to the accuracy or completeness of the information contained in this publication, and, to the extent permitted by law, PwC, its members, employees and agents accept no liability, and disclaim all responsibility, for the consequences of you or anyone else acting, or refraining to act, in reliance on the information contained in this publication or for any decision based on it.

This publication contains certain examples extracted from third party documentation and so being out of context from the original third party documents; readers should bear this in mind when reading the publication. The copyright in such third party material remains owned by the third parties concerned, and PwC expresses its appreciation to these companies for having allowed it to include their information in this publication. For a more comprehensive view on each company's communication, please read the entire document from which the extracts have been taken. Please note that the inclusion of a company in this publication does not imply any endorsement of that company by PwC nor any verification of the accuracy of the information contained in any of the examples.

This publication contains various companies' forward looking statements, which by their nature involve numerous assumptions, inherent risks and uncertainties, both general and specific, and risks that predictions, forecasts, projections and other forward looking statements will not be achieved. We caution readers of this publication not to place undue reliance on these forward looking statements, as a number of important factors could cause actual future results to differ materially from the plans, objectives, expectations, estimates, and intentions expressed in such forward looking statements.

PwC contacts for ACMA Knowledge Partnership

- Kavan Mukhtyar, Partner & Leader-Automotive, PwC India – kavan.mukhtyar@in.pwc.com / +912261198735
- Akhilesh Oberoi, ACMA Knowledge Partnership Manager – akhilesh.oberoi@in.pwc.com / +91124620724