

www.pwc.com

Export-Import analysis of Indian auto-component industry

View: 3M-FY 19

Prepared for ACMA

*Strictly private
and confidential*

25 September 2018



pwc

Contents

Executive Summary FY-18	3
Executive Summary 3M:FY-19	10
Chapter wise detailed analysis	18
1 Chapter 40	19
2 Chapter 73	20
3 Chapter 84	21
4 Chapter 85	22
5 Chapter 87	23
6 Chapter 90	24
7 Chapter 70,72,68,83,91 & 94	25

***To navigate this report on-screen
(in pdf format)***

From any page – click on the section title in the header navigation bar

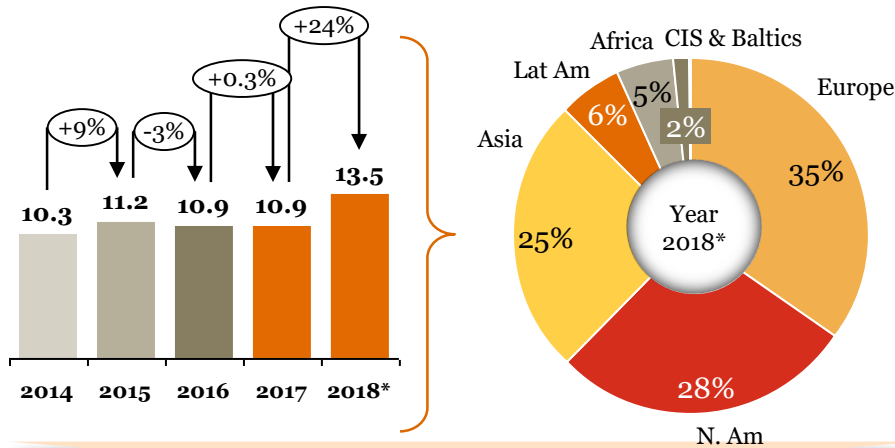
From this Contents page – click on the title of the section or sub-section

From the contents listing on any section divider – click on the title of the sub-section

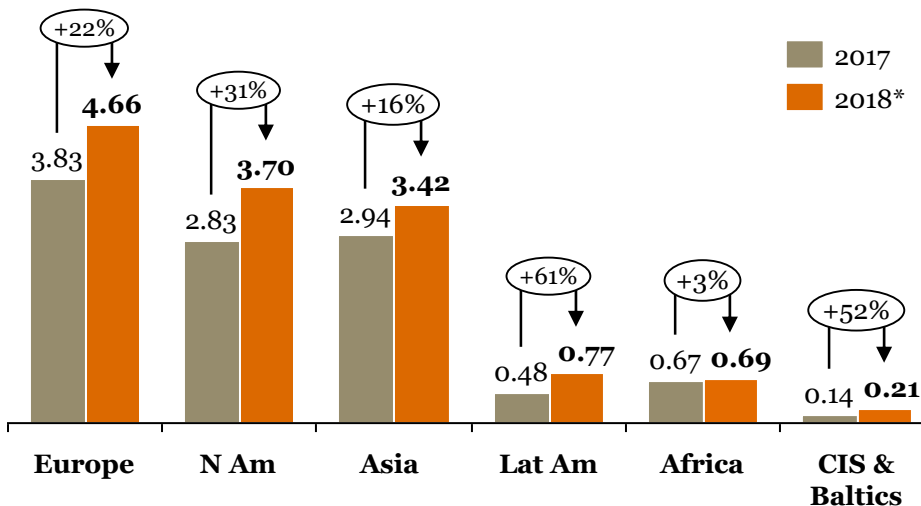
Executive Summary FY-18

Overview of “Exports” for Indian auto component industry in FY 18

Total Exports \$ Bn

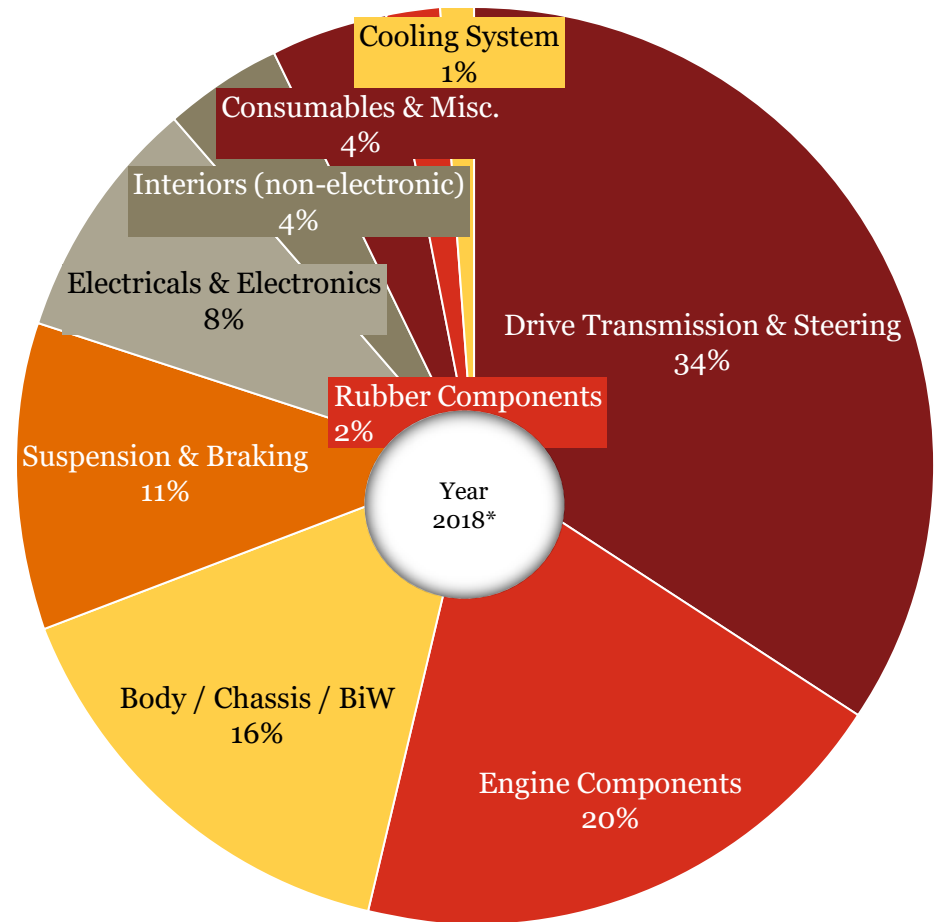
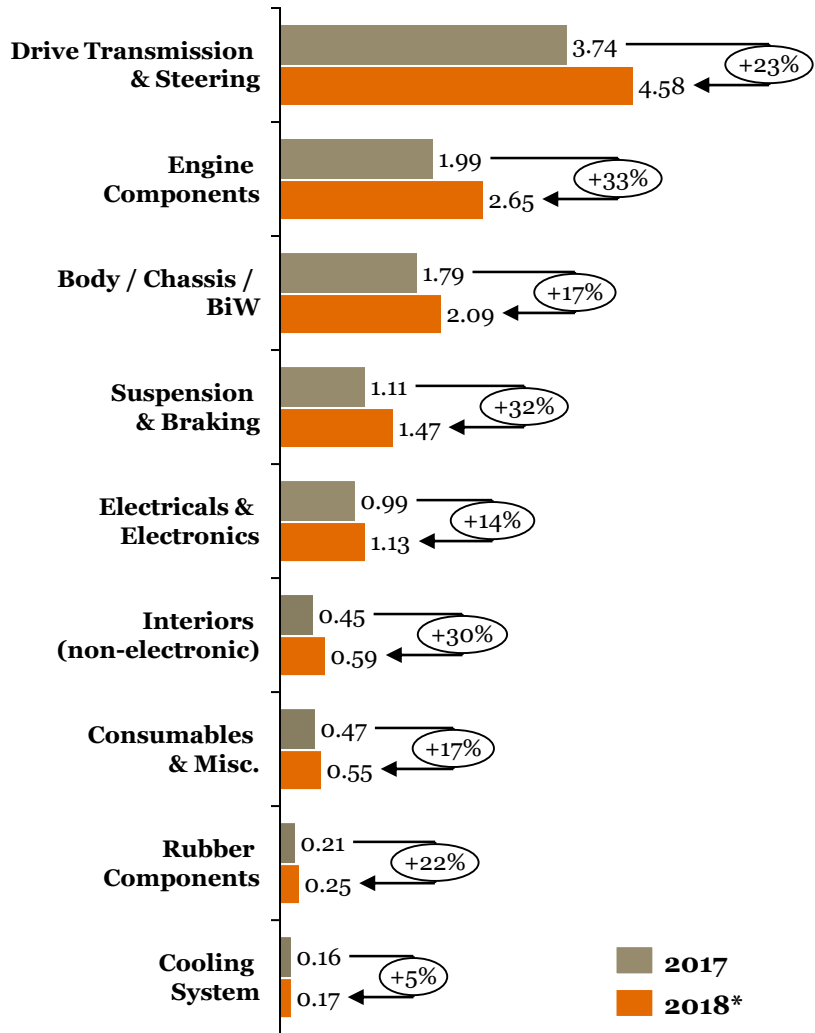


- Although, Europe was the highest value export destination, the increase in exports to N. America was substantial. The overall increase in exports this FY (Y-o-Y) has been unprecedented.
- **‘Engine, transmission and steering parts’** saw substantial export growth compared to last FY and contributed ~54% of the overall auto component exports from India; the rest ~46% is contributed by the segments such as chassis, bumpers, rubber products etc.
- Increasing exports is a testimony of the fact that Indian automotive components manufacturers are increasingly penetrating the global supply chain



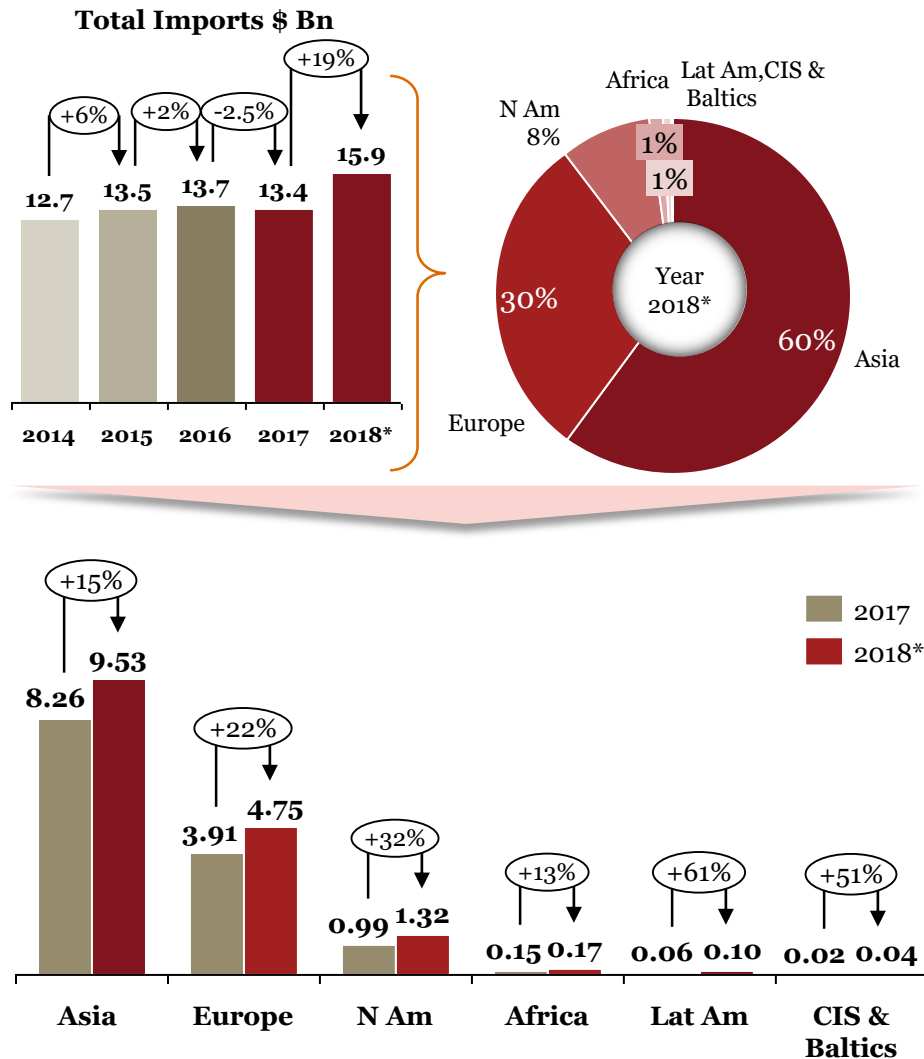
All periods mentioned are FY
*For 219 HS codes

Segmentation by product type: Exports (FY-o-FY)



All periods mentioned are FY
*For 219 HS codes

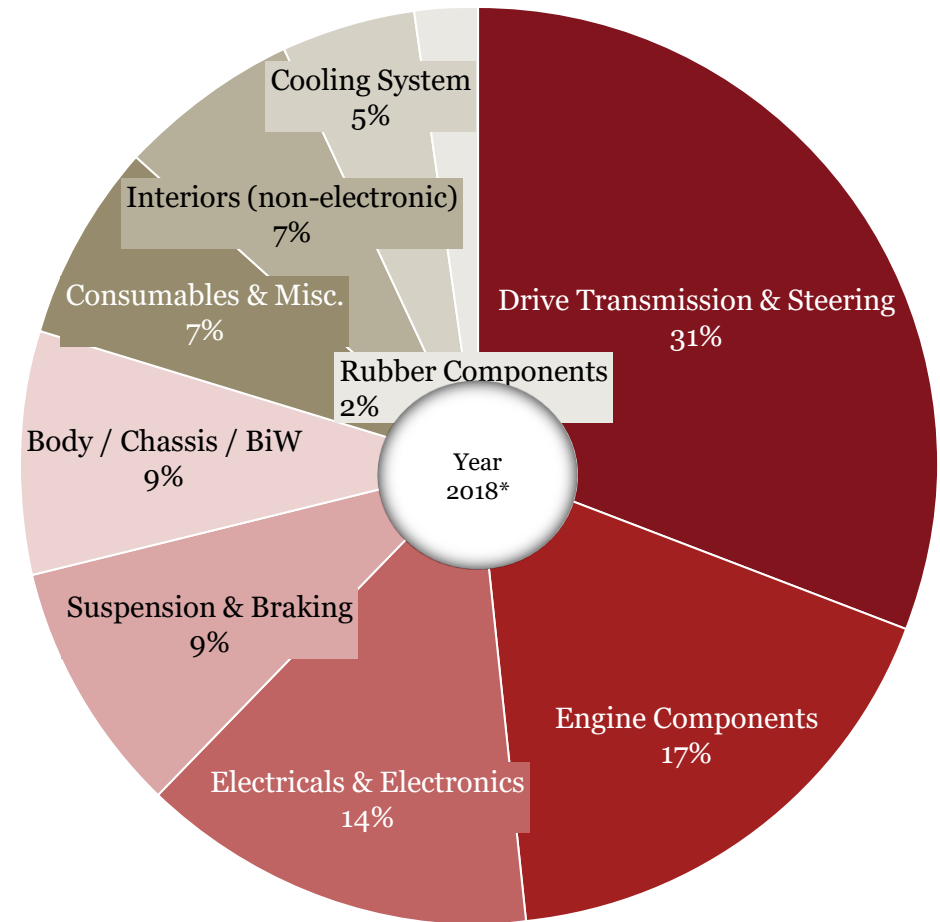
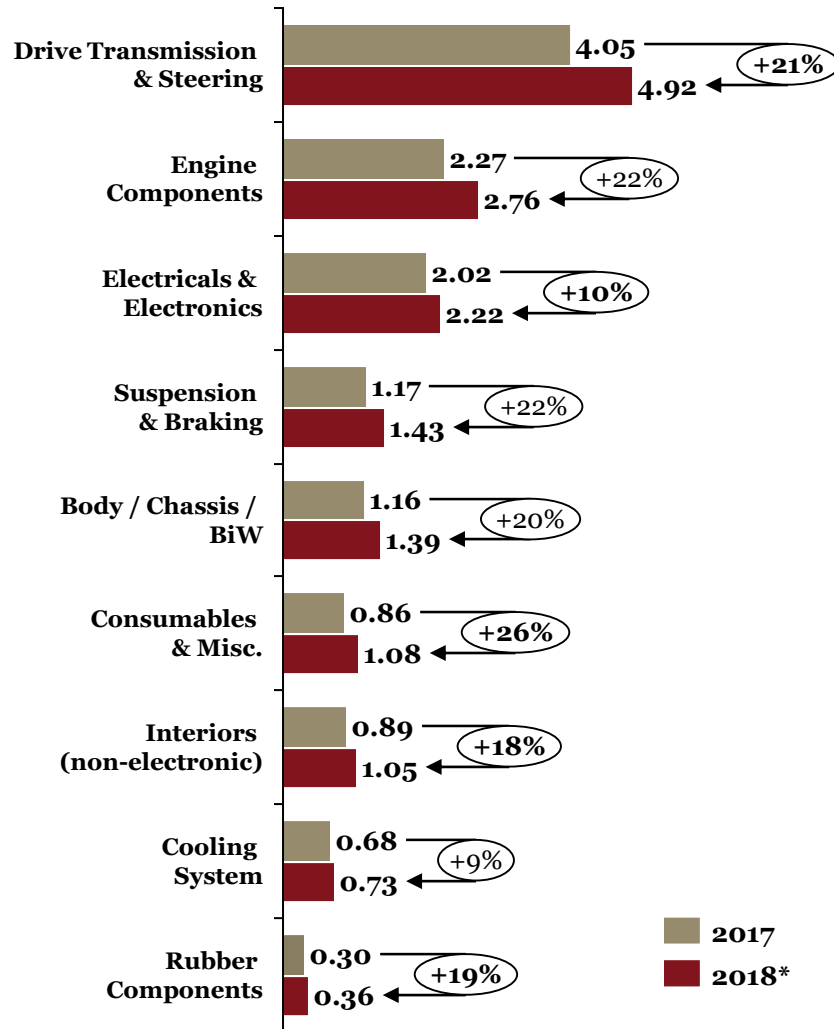
Overview of “Imports” for Indian auto component industry in FY 18



- Increase in exports outweighed the increase in imports, which shows a positive development from the perspective of domestic automotive component players
- The fiscal deficit decreased by ~7% compared to last FY.
- **Engine, transmission, steering and suspension parts account for > 50%** of overall auto-components being imported
- Imports from countries such as China, Japan and Germany has increased proportionally
- **Engine, transmission, steering and suspension parts** recorded substantial increase in the imports (~22% increase)

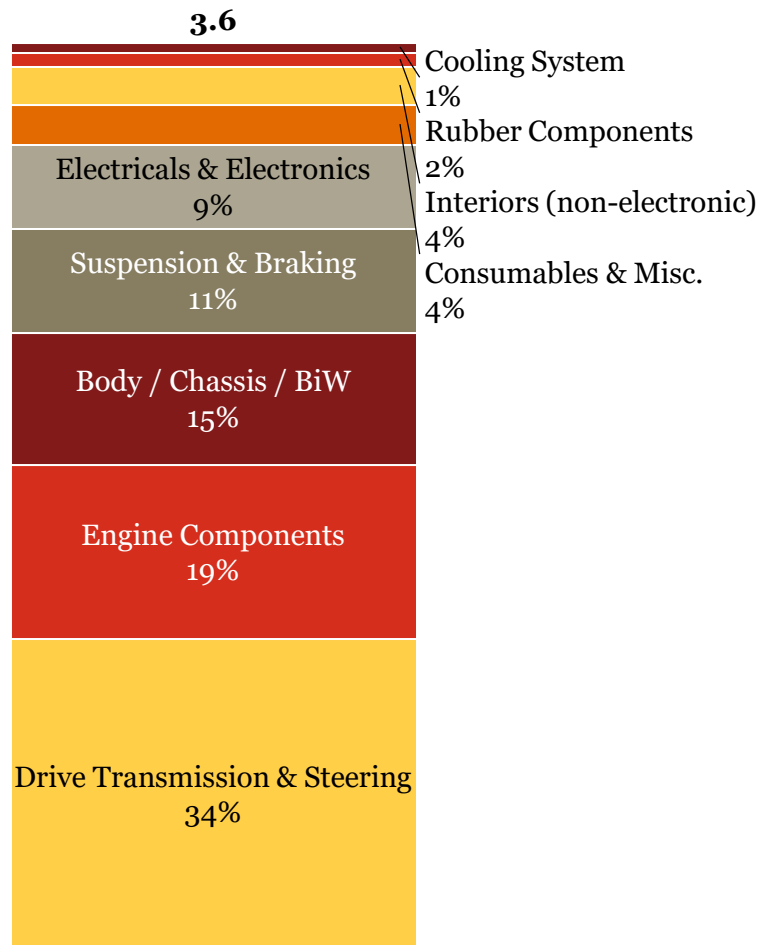
*All periods mentioned are FY
*For 219 HS codes

Segmentation by product type: Imports (FY-o-FY)

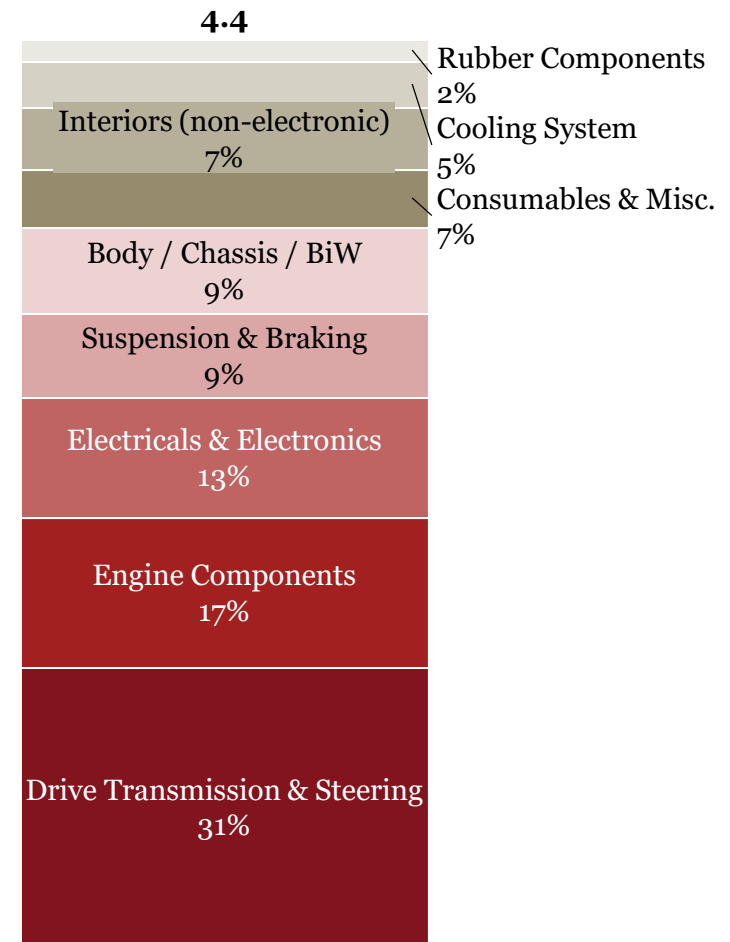


*All periods mentioned are FY
*For 219 HS codes

Segmentation by product type: Exports and Imports (Q-o-Q)



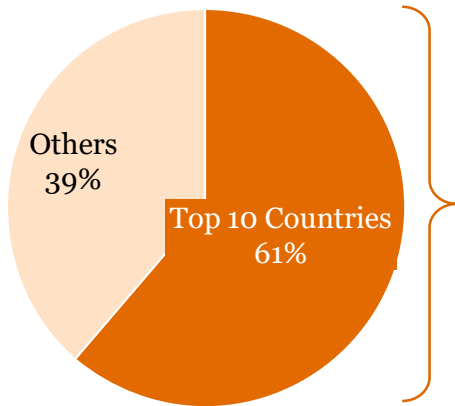
Ex-3m FY 19



Im-3m FY 19

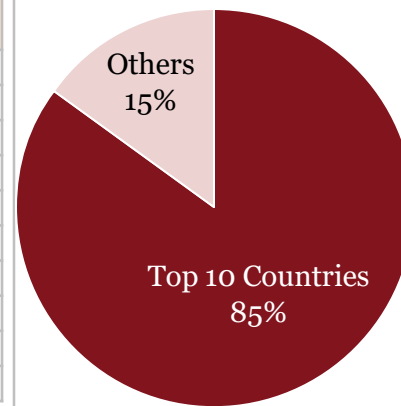
Key highlights of “Exports” & “Imports” in FY 18

Exports - Top Countries (\$ Mn), 2018*

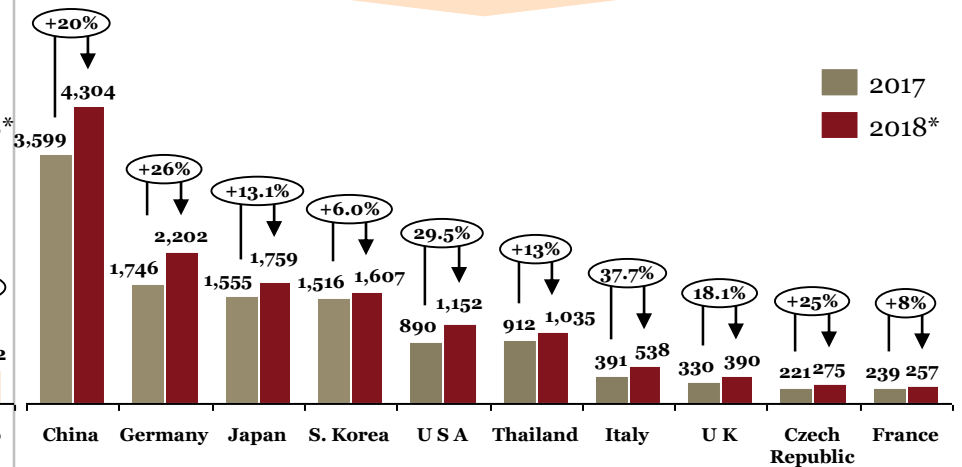
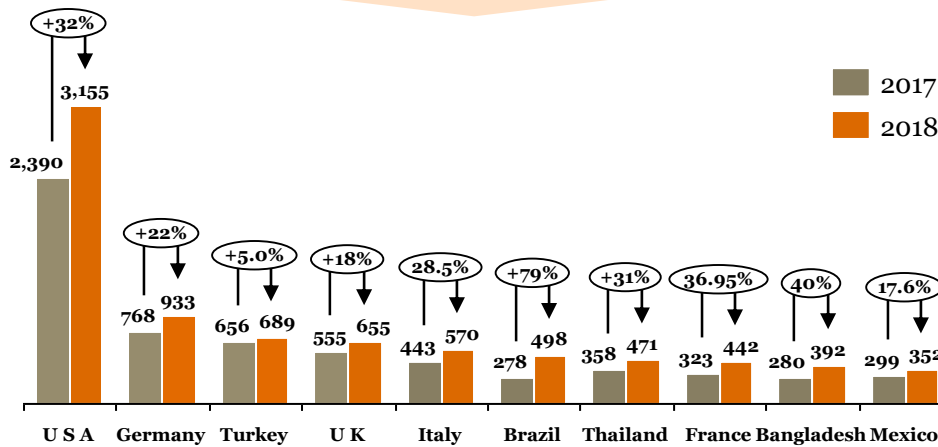


Top 10 Countries	Share of Ex-FY18
U S A	23%
Germany	7%
Turkey	5%
U K	5%
Italy	4%
Brazil	4%
Thailand	3%
France	3%
Bangladesh	3%
Mexico	3%

Imports - Top Countries (\$ Mn), 2018*



Top 10 Countries	Share of Im-FY18
China	27%
Germany	14%
Japan	11%
S. Korea	10%
U S A	7%
Thailand	6%
Italy	3%
U K	2%
Czech Republic	2%
France	2%

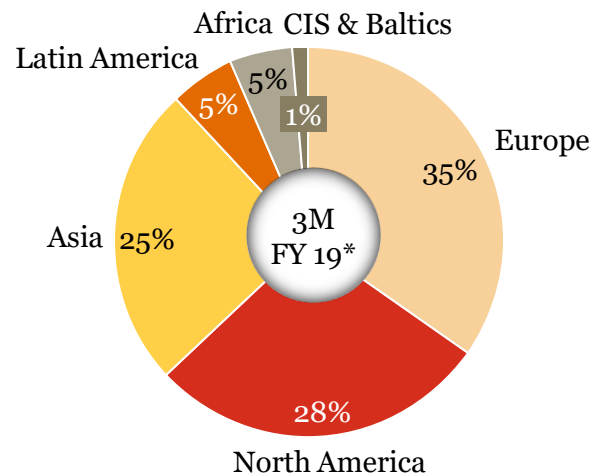
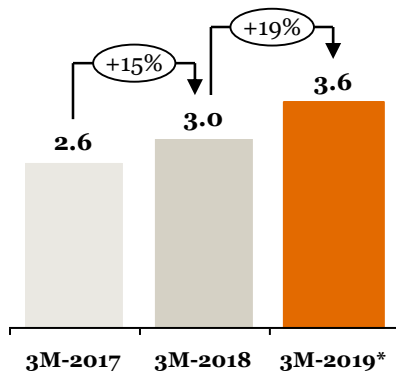


*For 219 HS codes ; All periods mentioned are FY

Executive Summary 3M:FY-19

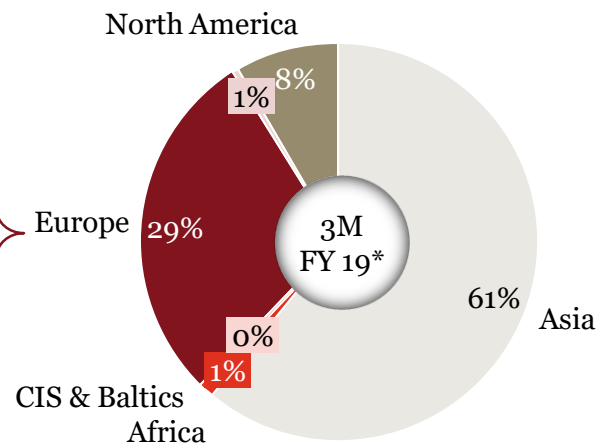
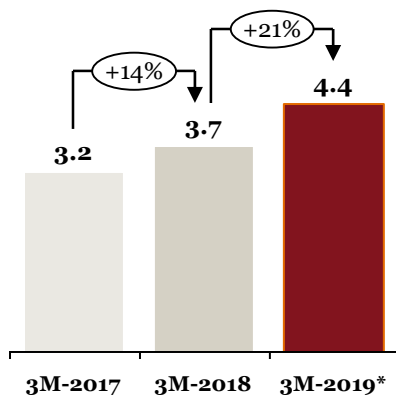
3M-FY 19 : Summary of 3M performance y-o-y for “Exports” and “Imports”

Exports (\$ Bn)



- Exports (w.r.t 3M-FY 18) increased by **North America (▲ ~20%), Europe (▲ 21%)** and **Africa (▲ ~17%)**
- Asia, Europe and North America account for >88% of the overall exports

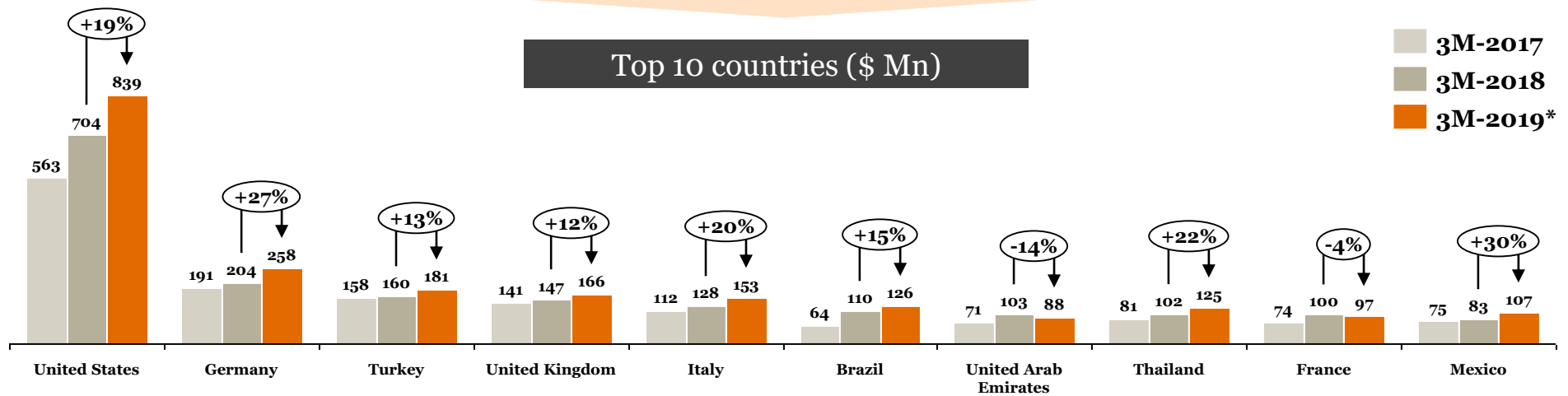
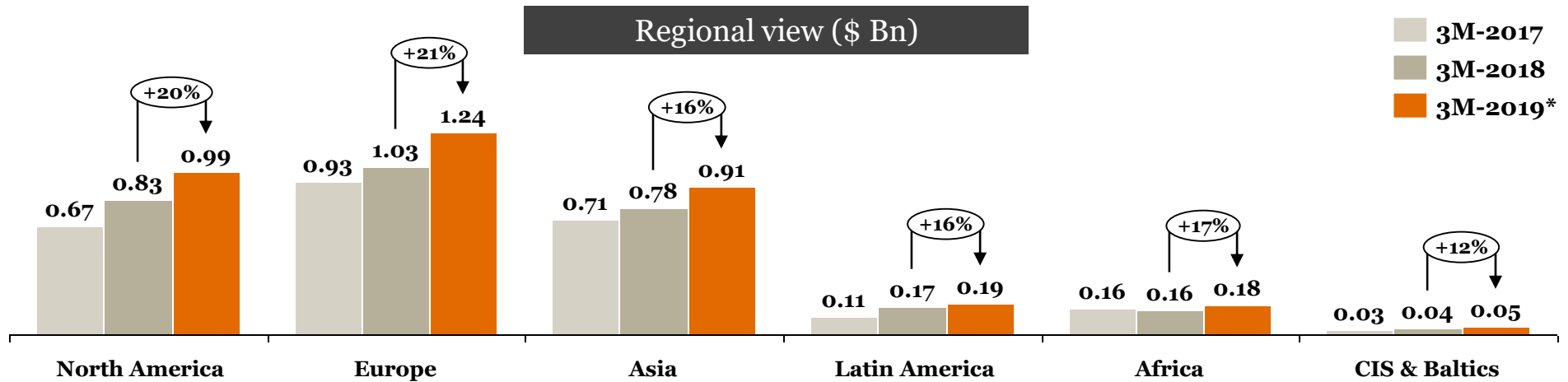
Imports (\$ Bn)



- Imports (w.r.t 3M-FY 18) increased by **North America (▲ ~30%), Europe (▲ ~15%)** and **Asia (▲ ~23%)**
- Asia, Europe and North America account for >98% of the overall imports

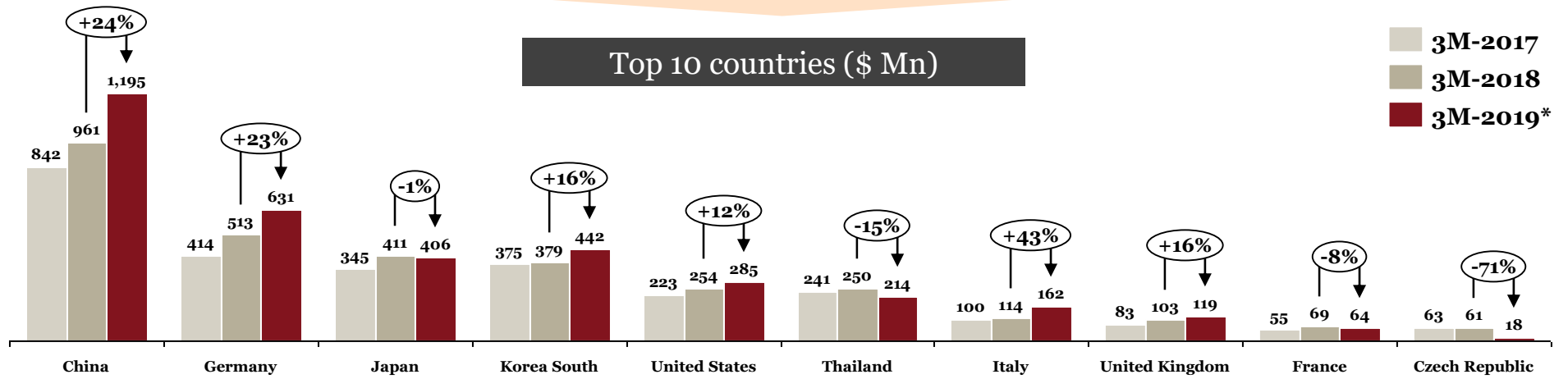
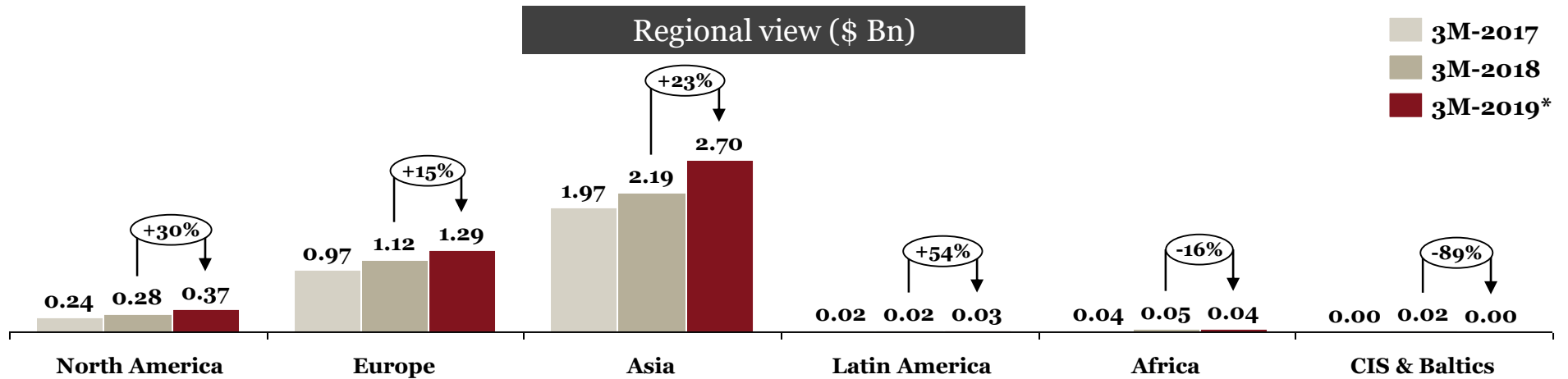
*For 219 HS codes

3M-FY 17 vs. 3M-FY 18 vs. 3M-FY 19 Exports



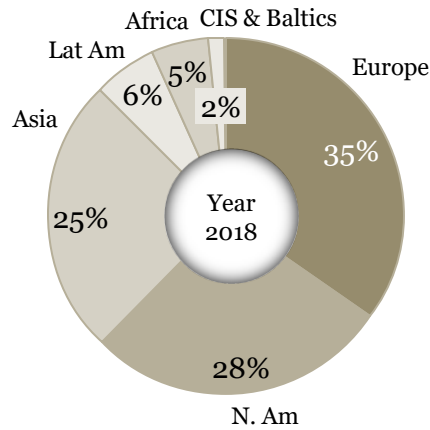
*For 219 HS codes

3M-FY 17 vs. 3M-FY 18 vs. 3M-FY 19 Imports

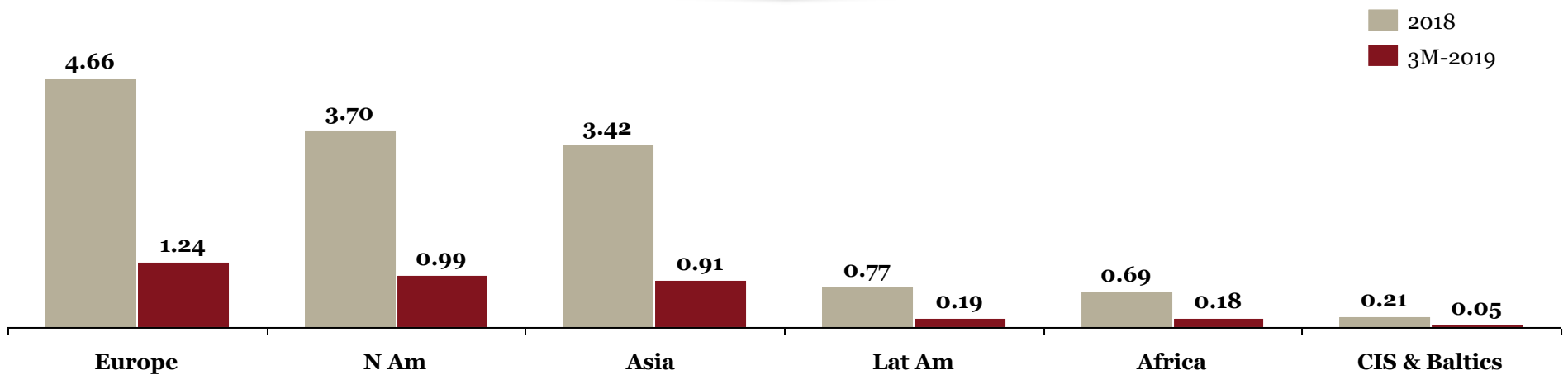
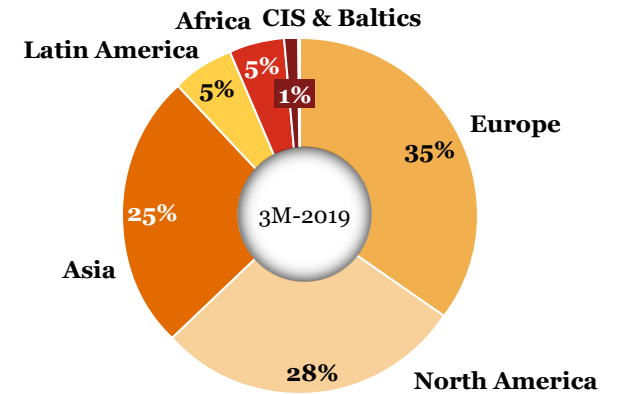
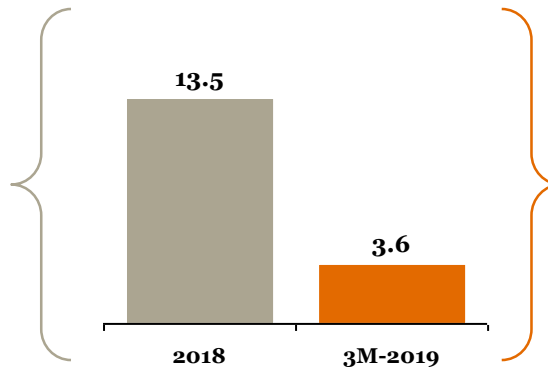


*For 219 HS codes

Overview of “Exports” for Indian auto component industry in 3M-FY 19



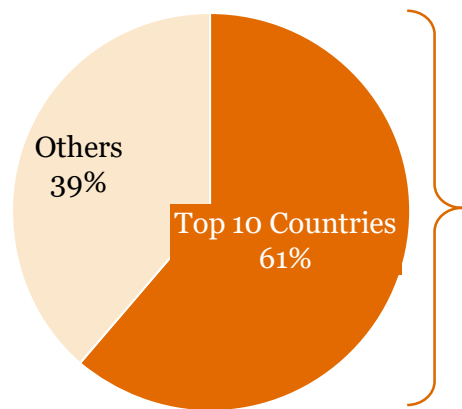
Total Exports \$ Bn



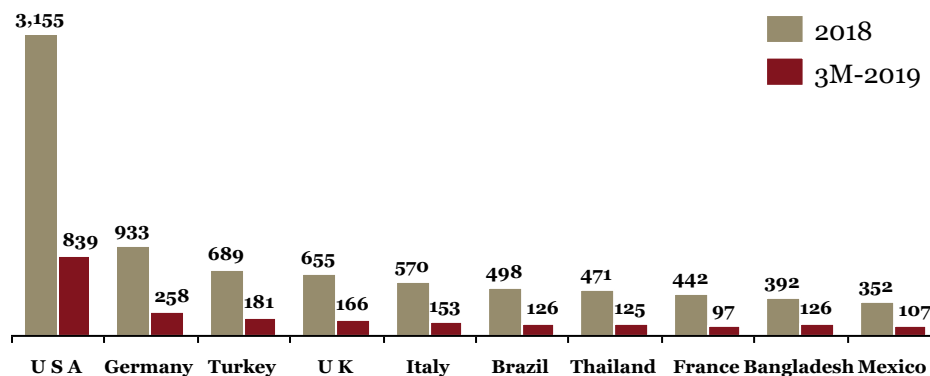
For 219 HS codes

Key highlights of “Exports” in 3M-FY 19

Top Countries (\$ Mn), 3M-FY 18



Top 10 Countries	Share of Ex 3M-FY 19
U S A	24%
Germany	7%
Turkey	5%
U K	5%
Italy	4%
Brazil	4%
Thailand	4%
France	3%
Bangladesh	4%
Mexico	3%

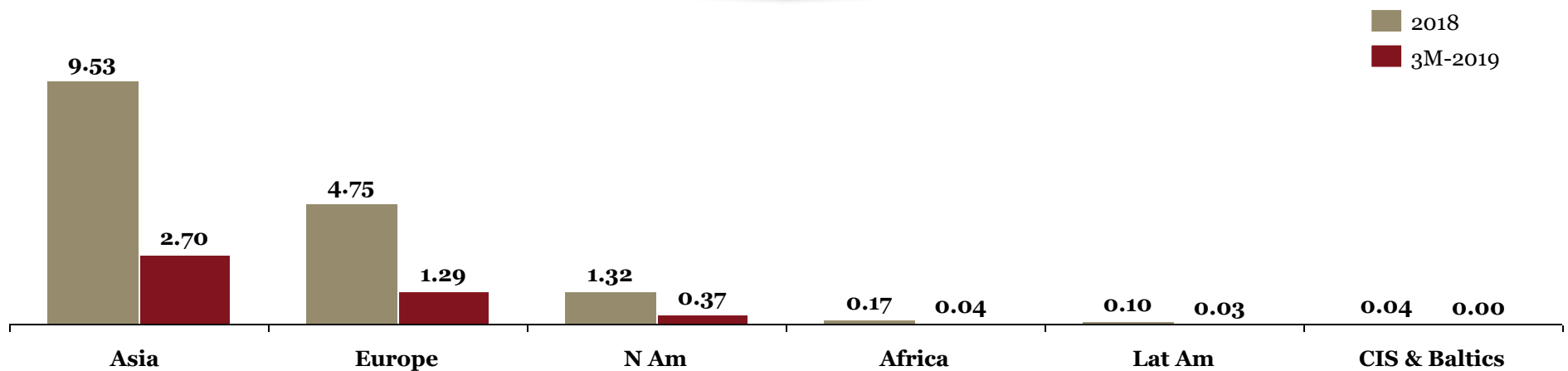
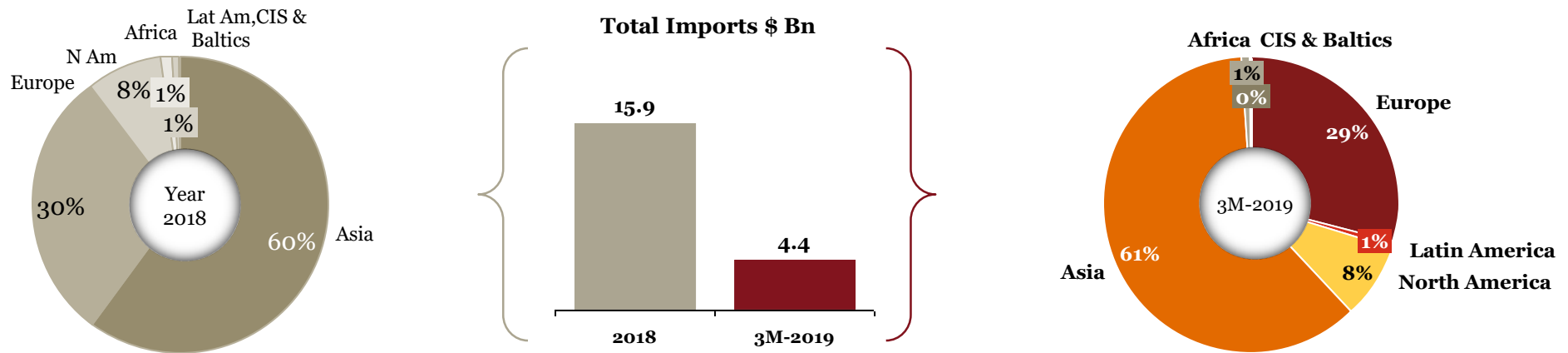


Top HS codes (\$ Mn), 3M-FY 18

HS codes	Value \$ Mn	Description
87089900		
U S A	195	Other: motor vehicle parts (reservoir for hydraulic power steering systems steering gear systems and parts)
Brazil	73	
Turkey	56	
73269099		
U S A	91	All other articles of iron/steel forged or stamped but not further worked
UAE	18	
Germany	15	
84834000		
U S A	68	Gears and gearing, other than toothed wheels, chain sprockets and other transmission elements presented separately; ball or roller screws; gear boxes and other speed changers, including torque converters
China	13	
Italy	12	
87083000		
U S A	61	Brakes, servo-brakes and parts
Germany	18	
UK	11	
87060042		
Bangladesh	55	Parts for motor vehicles of heading 8704:for vehicles, other than petrol driven
Nepal	8	
Indonesia	11	
87085000		
U S A	45	Drive-axles with differential, whether or not provided with other transmission components, non-driving axles; and parts
Turkey	16	
Italy	10	
84099990		
U S A	41	Other parts of diesel engine
U K	18	
Italy	11	
85030090		
Bangladesh	7	Other parts of rotating electric plants
Mexico	8	
U S A	44	

For 219 HS codes

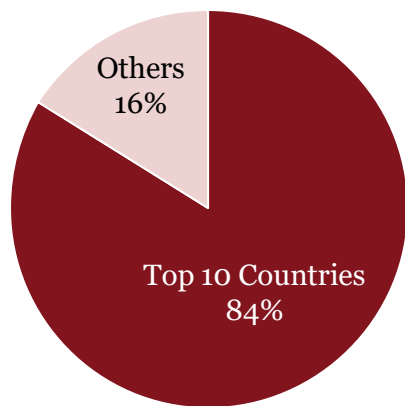
Overview of “Imports” for Indian auto component industry in 3M-FY 18



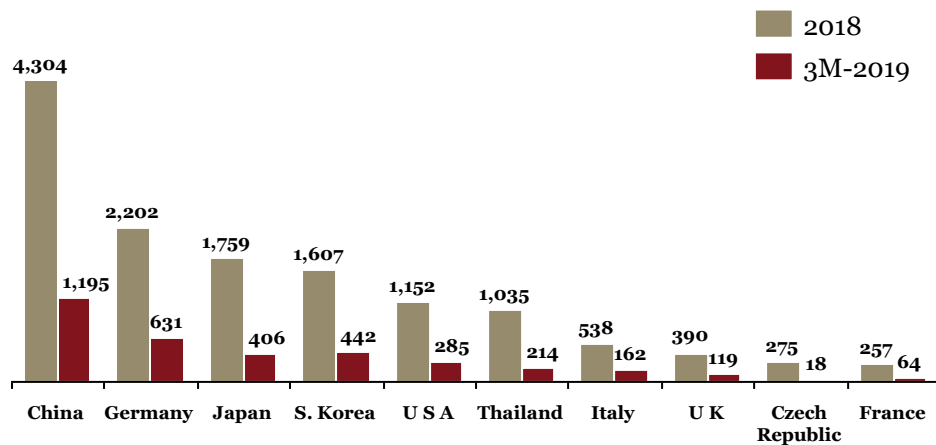
For 219 HS codes

Key highlights of “Imports” in 3M-FY 19

Top Countries (\$ Mn), 3M-FY 19



Top 10 Countries	Share of Im 3M-FY19
China	27%
Germany	14%
S. Korea	10%
Japan	9%
U S A	7%
Singapore	5%
Thailand	5%
Italy	4%
U K	3%
France	1%



Top HS codes (\$ Mn), 3M-FY 18

HS codes	Value \$ Mn	Description
87089900		Others: motor vehicle parts (reservoir for hydraulic power steering systems & steering gear systems and parts)
China	101	
Germany	123	
S. Korea	111	
87084000		Gear boxes and parts
Japan	74	
S. Korea	79	
Germany	40	
87141090		Parts and accessories of motorcycle excluding saddle
China	131	
Thailand	8	
Japan	5	
84314990		Others : wheels and components for construction and earthmoving equipment
China	72	
Japan	15	
S. Korea	26	
84148011		Parts of a kind used in air-conditioning equipment
China	83	
Thailand	20	
Indonesia	8	
84073410		Spark Ignition Reciprocating Piston Engine of a Cylinder for motor cars
China	40	
S. Korea	31	
S. Africa	32	
84159000		Parts-air conditioning machines
China	55	
Japan	13	
Thailand	26	
84099990		Other parts of diesel engines
China	24	
Germany	23	
S. Korea	20	

For 219 HS codes

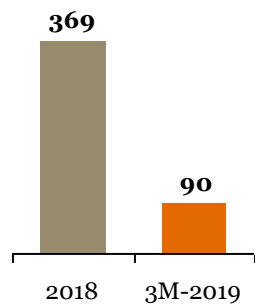
Chapter wise detailed analysis

Chapter wise detailed analysis		18
1	Chapter 40	19
2	Chapter 73	20
3	Chapter 84	21
4	Chapter 85	22
5	Chapter 87	23
6	Chapter 90	24
7	Chapter 70,72,68,83,91 & 94	25

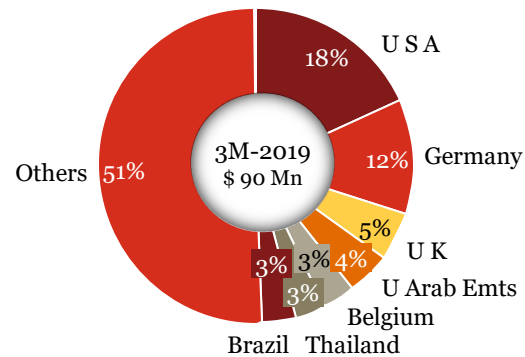
Chapter 40

Rubber and articles

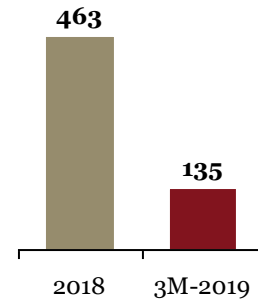
Exports (\$ Mn)



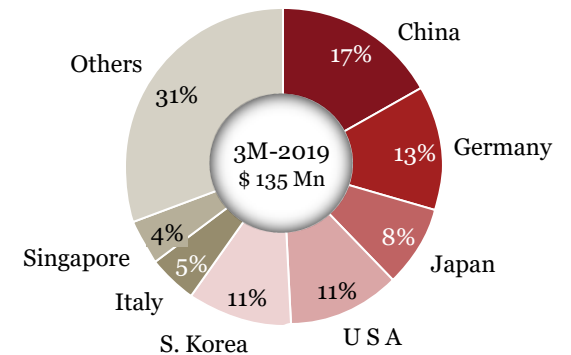
Exports-Top Countries (\$ Mn, %)



Imports (\$ Mn)



Imports-Top Countries (\$ Mn, %)



Top 3 Export Items

HS Codes	Description	Value (\$ Mn)	Country	Value (\$ Mn)
40169990	Others : Articles of Vulcanized Rubber other than hard rubber	40	Germany	10
			Poland	3
			U S A	8
40092100	Reinforced or otherwise combined only with metal: without fittings	15	Belgium	2
			China	2
			U S A	3
40093100	Tubes, Pipes and hoses of vulcnised rubber other than hard rubber: Without fitting	9	Belgium	1
			U K	1
			U S A	6

Top 3 Import Items

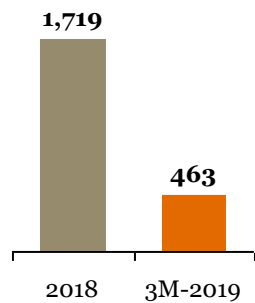
HS Codes	Description	Value (\$ Mn)	Country	Value (\$ Mn)
40169990	Others : Arcticles of Vulcanized Rubber other than hard rubber	45	China	14
			Japan	7
			Korea Rp	7
40169330	Rubber seals (Oil seals and the like)	26	Japan	5
			Germany	5
			U S A	5
40169320	Rubber rings (O-ring)	14	Germany	4
			Japan	3
			U S A	3

For 219 HS codes

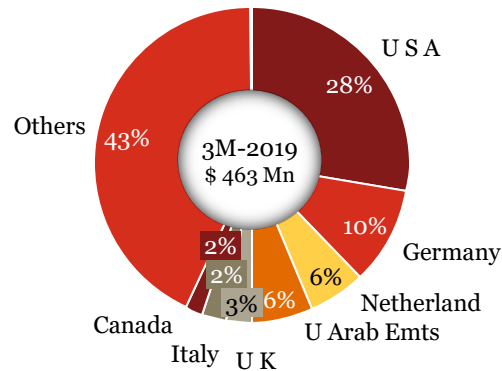
Chapter 73

Articles of iron or steel

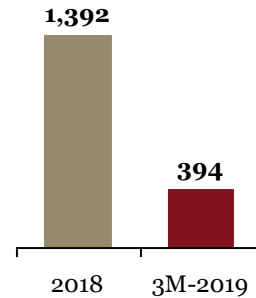
Exports (\$ Mn)



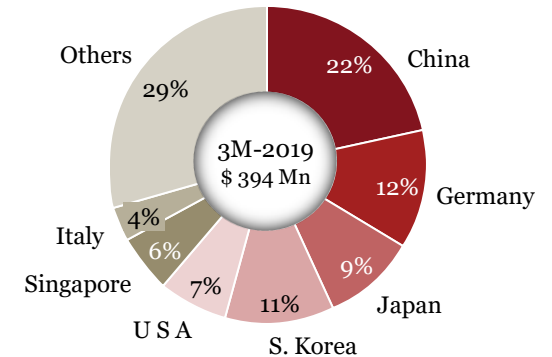
Exports-Top Countries (\$ Mn, %)



Imports (\$ Mn)



Imports-Top Countries (\$ Mn, %)



Top 3 Export Items

HS Codes	Description	Value (\$ Mn)	Country	Value (\$ Mn)
73181500	Threaded articles : Other screws and bolts, whether or not with their nuts or washers	71	Germany	16
			Netherland	16
			U K	9
73261910	For automobiles and earth moving equipments	57	Germany	7
			Mexico	10
			U S A	16
73269099	All Other Articles Of Iron/Steel Nes Forged or stamped but not further worked	192	Germany	15
			U Arab Emts	18
			U S A	91

Top 3 Import Items

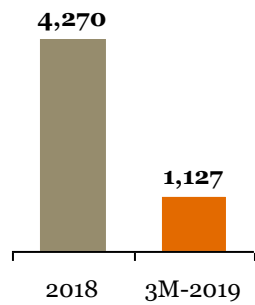
HS Codes	Description	Value (\$ Mn)	Country	Value (\$ Mn)
73269099	All Other Articles Of Iron/Steel Nes Forged or stamped but not further worked	152	China	56
			Germany	18
			Japan	17
73182990	Other	34	China	7
			Germany	6
			Japan	6
73181500	Threaded articles : Other screws and bolts, whether or not with their nuts or washers	112	China	27
			Japan	23
			Germany	22

For 219 HS codes

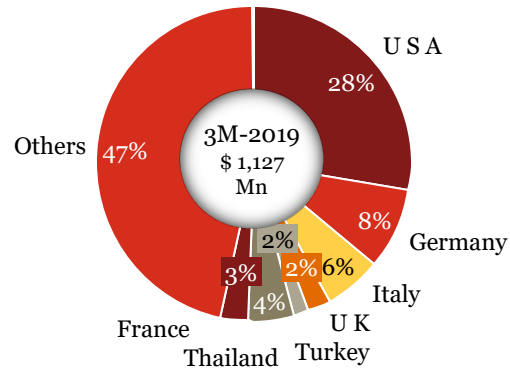
Chapter 84

Machinery and mechanical appliances, electrical equipment, sound recorders and reproducers, television image and sound recorders. and reproducers, and parts

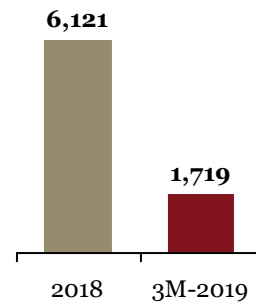
Exports (\$ Mn)



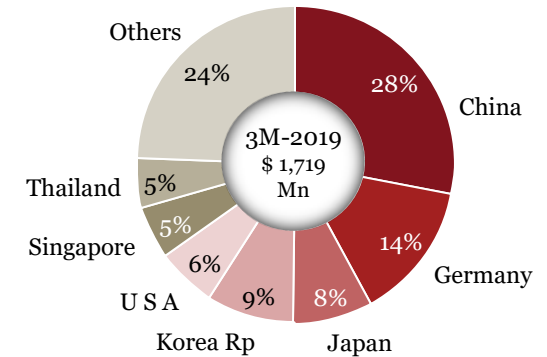
Exports-Top Countries (\$ Mn, %)



Imports (\$ Mn)



Imports-Top Countries (\$ Mn, %)



Top 3 Export Items

HS Codes	Description	Value (\$ Mn)	Country	Value (\$ Mn)
84139190	Others (Parts of Steering Pump Assembly)	64	U S A	35
			Germany	11
			U K	4
84099990	Other parts of diesel engine: Other	100	U S A	41
			U K	18
			Italy	11
84834000	Gears and gearing, other than toothed wheels, chain sprockets and other transmission elements presented separately; ball or roller screws; gear boxes and other speed changers, including torque converters	109	U S A	68
			China P Rp	13
			Italy	12

Top 3 Import Items

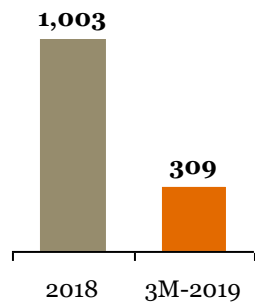
HS Codes	Description	Value (\$ Mn)	Country	Value (\$ Mn)
84314990	Other : Wheels and Components for Construction and Earthmoving Equipments	130	China	72
			Korea Rp	26
			Japan	15
84099990	Other parts of diesel engine: Other	167	Germany	50
			China	23
			Korea Rp	20
84073410	Spark Ignition Reciprocating Piston Engine of a Cylinder for motor cars	130	China	40
			South Africa	32
			Korea Rp	31

For 219 HS codes

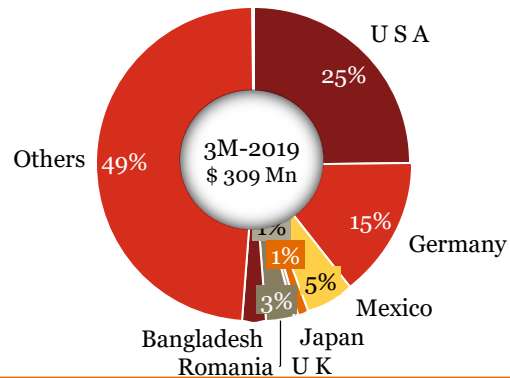
Chapter 85

Electrical machinery and equipment and parts thereof

Exports (\$ Mn)



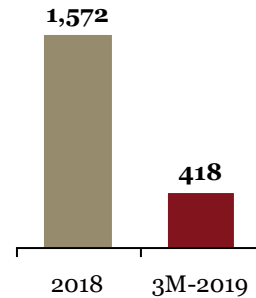
Exports-Top Countries (\$ Mn, %)



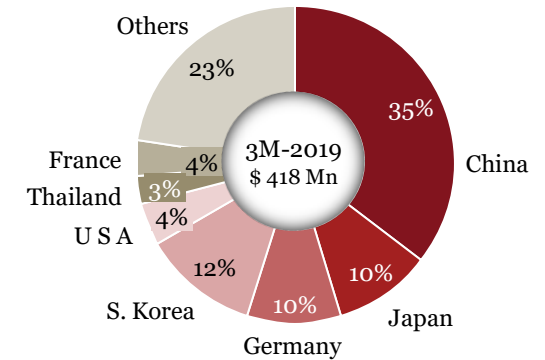
Top 3 Export Items

HS Codes	Description	Value (\$ Mn)	Country	Value (\$ Mn)
85030090	Other	63	USA	44
			Mexico	8
			Bangladesh Pr	7
85443000	Ignition wiring sets and other wiring sets of a kind used in vehicles, aircraft or ships	55	U K	13
			Hungary	8
			U S A	7
85114000	Starter motors and dual purpose starter-generators	35	U S A	13
			Germany	11
			Thailand	3

Imports (\$ Mn)



Imports-Top Countries (\$ Mn, %)



Top 3 Import Items

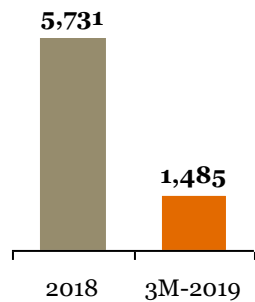
HS Codes	Description	Value (\$ Mn)	Country	Value (\$ Mn)
85030090	Other parts of electric motor	79	China	62
			Spain	9
			Germany	9
			U S A	9
85013119	Other parts of DC motors Of an output not exceeding 750 W	47	China	23
			Japan	20
			Germany	5
			U S A	9
85011019	Other parts of DC motor	46	China	20
			Japan	9
			Korea Rp	7
			U S A	9

For 219 HS codes

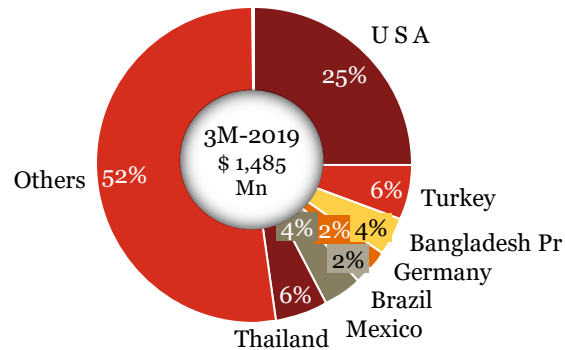
Chapter 87

Vehicles other than railway or tramway rolling - stock, and parts and accessories

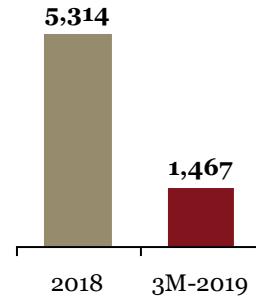
Exports (\$ Mn)



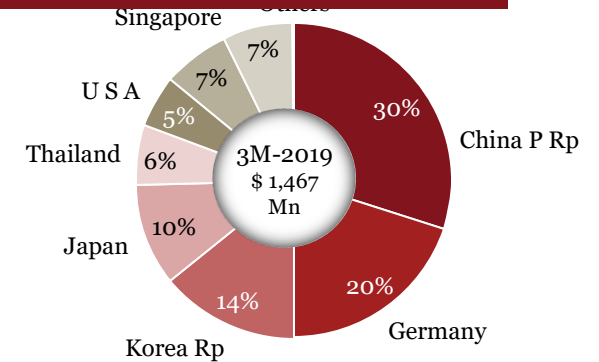
Exports-Top Countries (\$ Mn, %)



Imports (\$ Mn)



Imports-Top Countries (\$ Mn, %)



Top 3 Export Items

HS Codes	Description	Value (\$ Mn)	Country	Value (\$ Mn)
87089900	Other: motor vehicle parts (reservoir for hydraulic power steering systems & steering gear systems and parts)	669	U S A	195
			Turkey	73
			Brazil	56
87083000	Brakes and servo-brakes; parts	112	U S A	61
			Germany	18
			U K	11
87084000	Gear boxes and parts	98	U S A	23
			Thailand	22
			Turkey	12

Top 3 Import Items

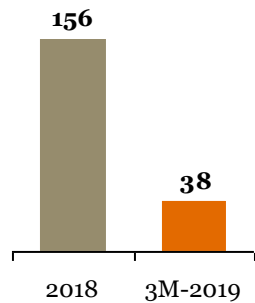
HS Codes	Description	Value (\$ Mn)	Country	Value (\$ Mn)
87089900	Other: motor vehicle parts (reservoir for hydraulic power steering systems & steering gear systems and parts)	462	Germany	123
			Korea Rp	111
			China P Rp	101
			Others	27
87084000	Gear boxes and parts	287	Korea Rp	79
			Japan	74
			Germany	40
			Others	94
87141090	Other	110	China P Rp	131
			Thailand	8
			Japan	5
			Others	66

For 219 HS codes

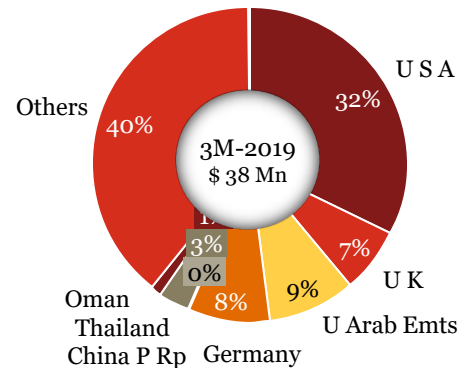
Chapter 90

Optical, photographic, cinematographic, measuring, checking, precision, medical or surgical instruments and apparatus; parts and accessories

Exports (\$ Mn)



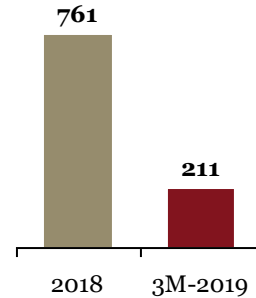
Exports-Top Countries (\$ Mn, %)



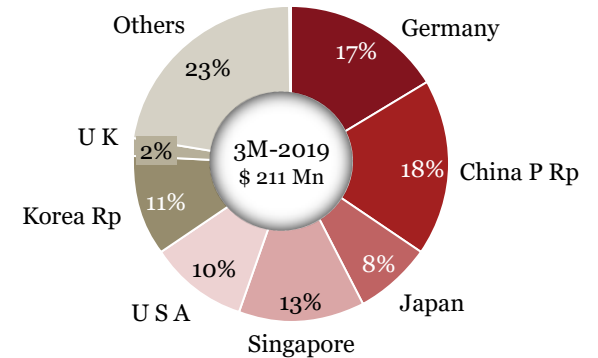
Top 3 Export Items

HS Codes	Description	Value (\$ Mn)	Country	Value (\$ Mn)
90328990	Other	18	U S A	4
			U Arab Emts	3
			China P Rp	2
90319000	Other optical instruments and appliances :Parts and accessories (Measuring & Checking Insturments -Sensors)	16	U S A	11
			U K	4
			Germany	1
90292020	Speedometers, non-electrical	2	Spain	1
			Turkey	0.44
			Colombia	0.34

Imports (\$ Mn)



Imports-Top Countries (\$ Mn, %)



Top 3 Import Items

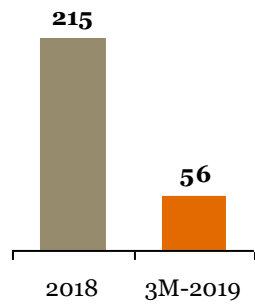
HS Codes	Description	Value (\$ Mn)	Country	Value (\$ Mn)
90328990	Other: automatic regulating or controlling instruments and apparatus	128	China P Rp	31
			Germany	31
			Singapore	27
			U S A	20
90319000	Other optical instruments and appliances :parts and accessories (measuring & checking instruments - sensors)	80	Germany	20
			Japan	18
			China P Rp	16
			U Arab Emts	0.44
90158030	Geophysical instruments	1	U Arab Emts	0.44
			Canada	0.37
			France	0.32

For 219 HS codes

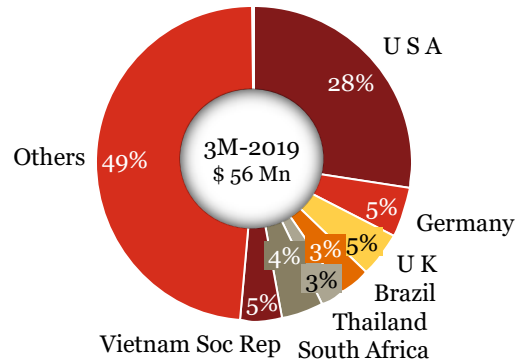
Chapter 70,72,68,83,91 & 94

Multiple Chapters

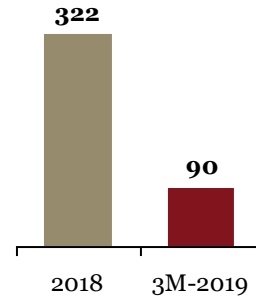
Exports (\$ Mn)



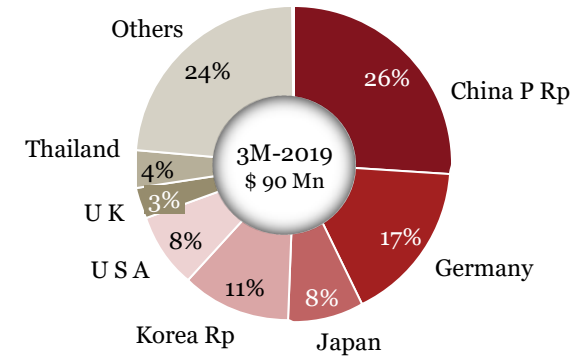
Exports-Top Countries (\$ Mn, %)



Imports (\$ Mn)



Imports-Top Countries (\$ Mn, %)



Top 3 Export Items

HS Codes	Description	Value (\$ Mn)	Country	Value (\$ Mn)
83012000	Locks of a kind used for motor vehicles	12	USA	5
			Thailand	2
			U K	2
68138100	Brake linings and pads (Not containing Asbestos)	12	USA	6
			Canada	1
			Poland	1
94012000	Seats of a kind used for motor vehicles	8	Brazil	2
			U S A	2
			Mexico	1

Top 3 Import Items

HS Codes	Description	Value (\$ Mn)	Country	Value (\$ Mn)
94012000	Seats of a kind used for motor vehicles	18	Germany	6
			U K	5
			China P Rp	4
			Other	3
70091090	Other	9	China P Rp	4
			Germany	3
			U S A	2
68138900	Not containing asbestos - Other	10	Japan	7
			Denmark	1
			U S A	1

For 219 HS codes



Disclaimer

This document has been prepared solely for [ACMA] *Automotive Component Manufacturers Association of India*, being the express addressee to this document. PwC does not accept or assume any liability, responsibility or duty of care for any use of or reliance on this document by anyone, other than (i) ACMA, to the extent agreed in the relevant contract for the matter to which this document relates (if any), or (ii) as expressly agreed by PwC in writing in advance.

This publication has been prepared for general guidance on matters of interest only, and does not constitute professional advice. You should not act upon the information contained in this publication without obtaining specific professional advice. No representation or warranty (express or implied) is given as to the accuracy or completeness of the information contained in this publication, and, to the extent permitted by law, PwC, its members, employees and agents accept no liability, and disclaim all responsibility, for the consequences of you or anyone else acting, or refraining to act, in reliance on the information contained in this publication or for any decision based on it.

This publication contains certain examples extracted from third party documentation and so being out of context from the original third party documents; readers should bear this in mind when reading the publication. The copyright in such third party material remains owned by the third parties concerned, and PwC expresses its appreciation to these companies for having allowed it to include their information in this publication. For a more comprehensive view on each company's communication, please read the entire document from which the extracts have been taken. Please note that the inclusion of a company in this publication does not imply any endorsement of that company by PwC nor any verification of the accuracy of the information contained in any of the examples.

This publication contains various companies' forward looking statements, which by their nature involve numerous assumptions, inherent risks and uncertainties, both general and specific, and risks that predictions, forecasts, projections and other forward looking statements will not be achieved. We caution readers of this publication not to place undue reliance on these forward looking statements, as a number of important factors could cause actual future results to differ materially from the plans, objectives, expectations, estimates, and intentions expressed in such forward looking statements.

PwC contacts for ACMA Knowledge Partnership

- Kavan Mukhtyar, Partner & Leader-Automotive, PwC India - kavan.mukhtyar@in.pwc.com / +912261198735
- Somnath Chatterjee, ACMA Knowledge Partnership Manager –somnath.chatterjee@in.pwc.com / +91124620724