

www.pwc.com

Export-Import analysis of Indian auto-component industry

View: 10M-FY 18

Prepared for ACMA

*Strictly private
and confidential*

26 March 2018



pwc

Contents

Summary for FY-17	3
Executive Summary 10M:FY-18	9
Chapter wise detailed analysis	20
1 Chapter 40	21
2 Chapter 73	22
3 Chapter 84	23
4 Chapter 85	24
5 Chapter 87	25
6 Chapter 90	26
7 Chapter 70,72,68,83,91 & 94	27

***To navigate this report on-screen
(in pdf format)***

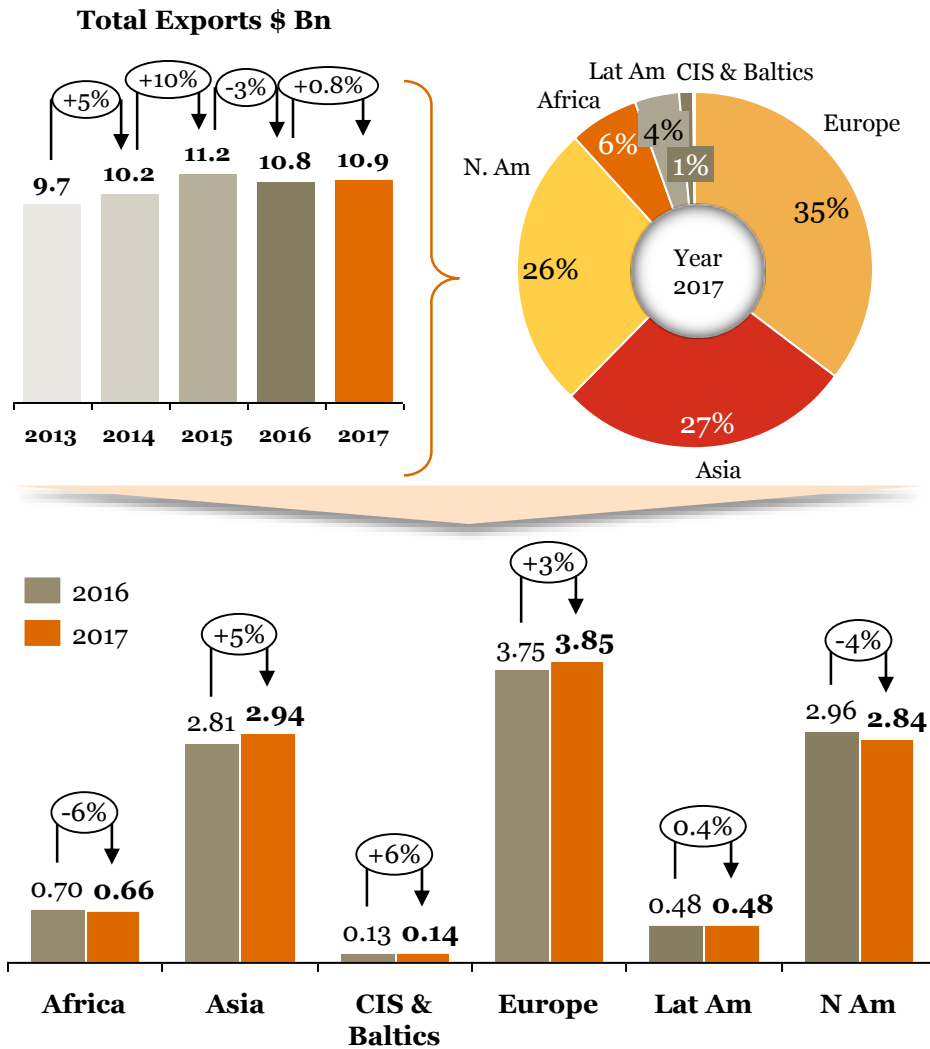
From any page – click on the section title in the header navigation bar

From this Contents page – click on the title of the section or sub-section

From the contents listing on any section divider – click on the title of the sub-section

Summary for FY-17

Overview of “Exports” for Indian auto component industry in FY 17

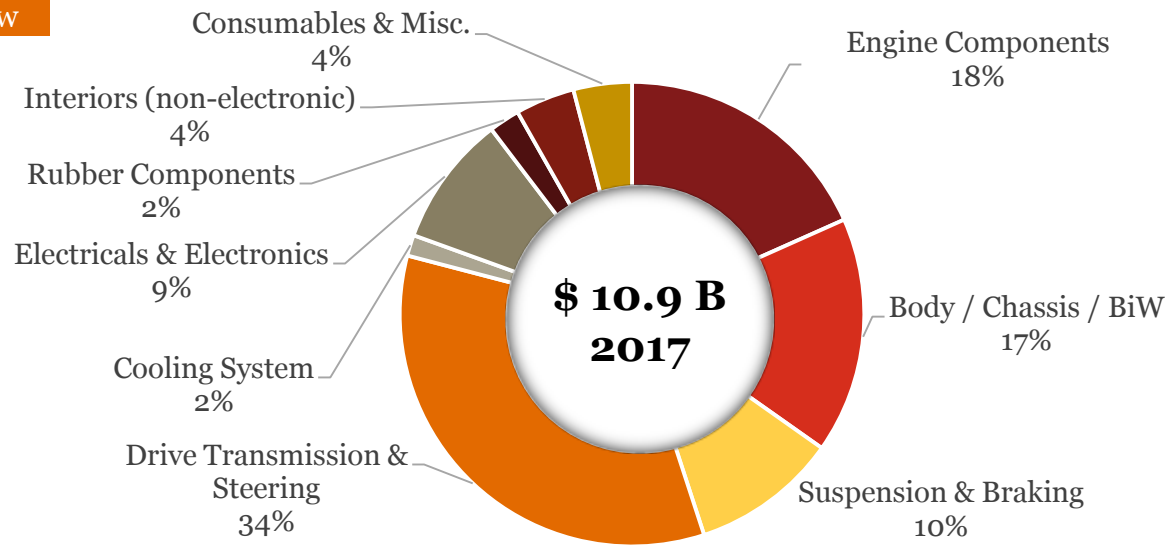


- Exports increased to **Asia (▲ 4.6%)**, **Europe (▲ 2.6%)** whereas, exports decreased¹ to **North America (▼ -3.8%)** as exporters catered to regions with rising export demand
- **‘Engine, transmission and steering parts’** contribute ~40% of the overall auto component exports from India; the rest ~60% is contributed by the segments such as chassis, bumpers, rubber products etc.
- Increasing trends in Exports supported by increasing technical collaborations making India manufacturing hub for exports, (e.g. Honda, BMW) increased focus on India sourcing for global locations and Indian manufacturers securing supplies to global OEMs

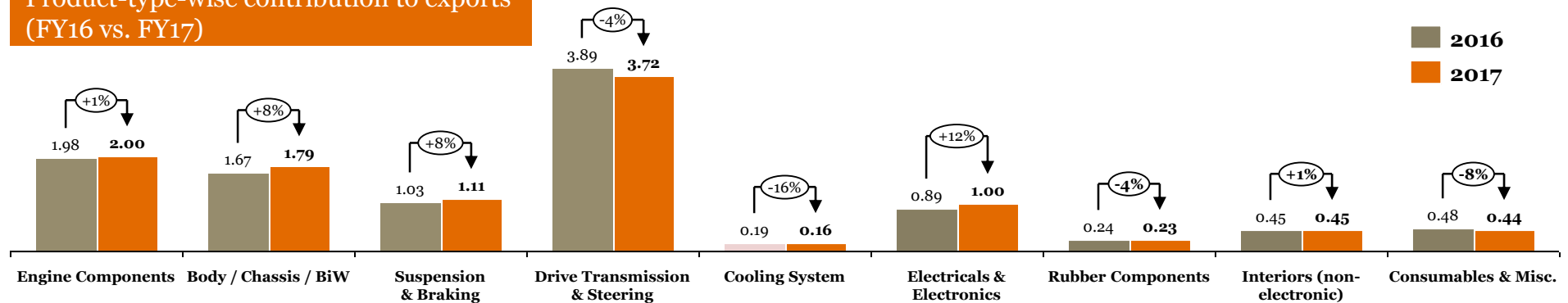
**All periods mentioned are FY*

Segmentation by product type: Exports (FY-o-FY)

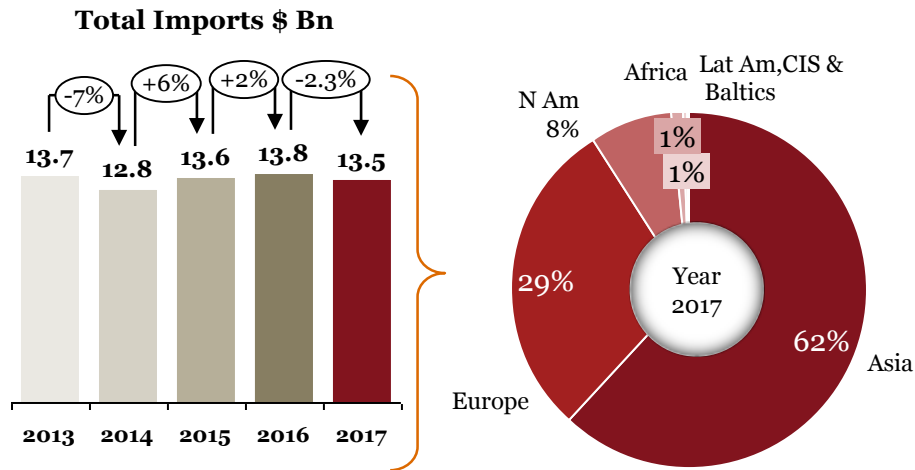
FY 17 Exports Segment-wise view



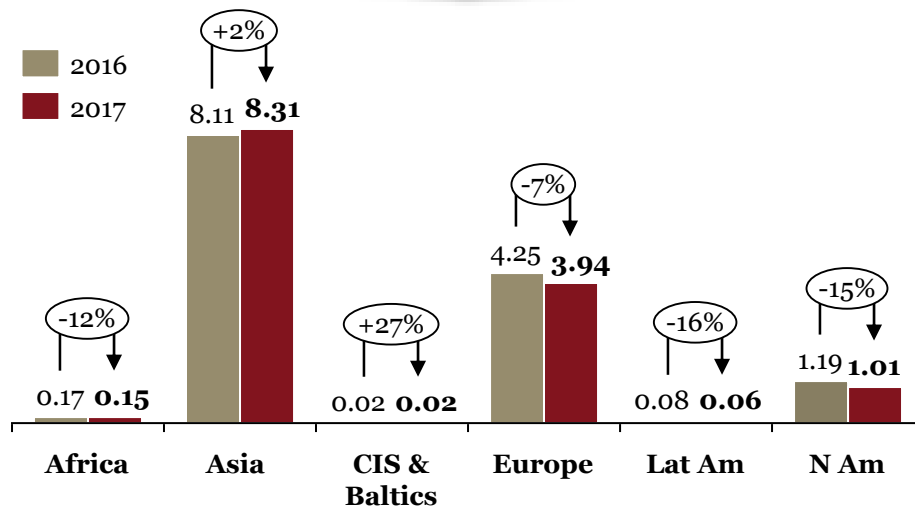
Product-type-wise contribution to exports (FY16 vs. FY17)



Overview of “Imports” for Indian auto component industry in FY 17



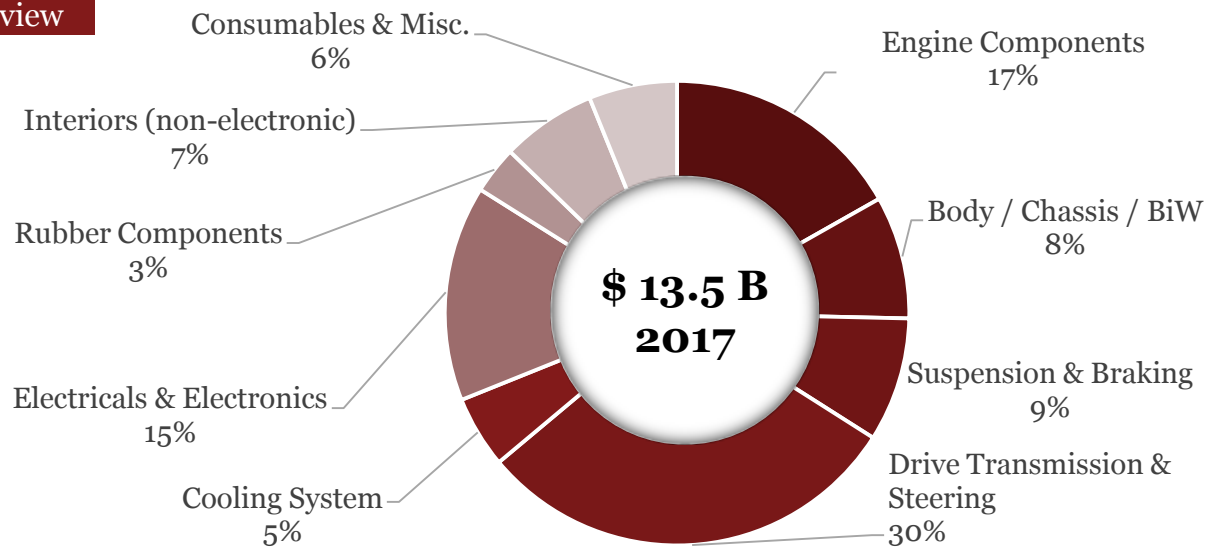
- Imports increased from **Asia (▲2.4%)**, whereas imports decreased¹ from **N America (▼-14.6%)**, **Europe (▼-7.3%)**
- **Engine, transmission, steering and suspension parts account for > 50%** of overall auto-components being imported
- Technological collaboration of Indian players with global majors, anti dumping duties on import of select products in M&HCV from China, OEMs’ focus on India localization to improve cost competitiveness and replacing N. America or Europe imports through cheaper Asian substitutes are some of the factors for reducing imports trend



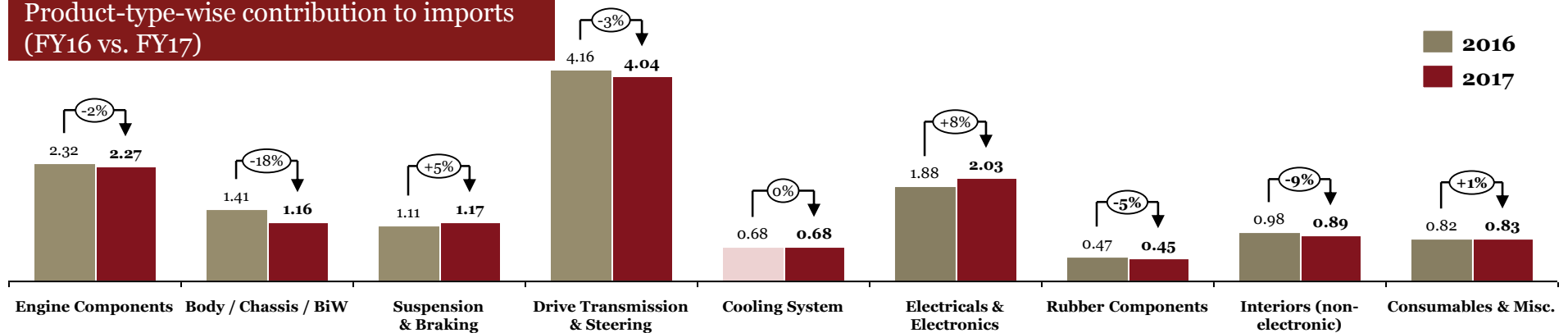
**All periods mentioned are FY*

Segmentation by product type: Imports (FY-o-FY)

FY 17 Imports Segment-wise view

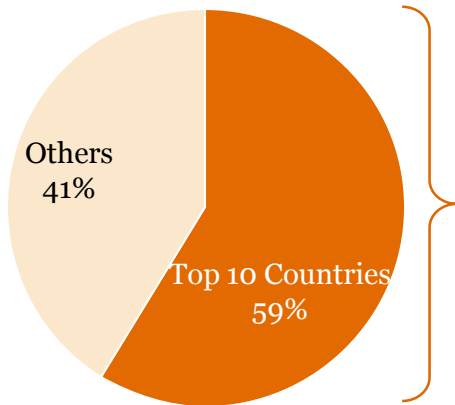


Product-type-wise contribution to imports (FY16 vs. FY17)



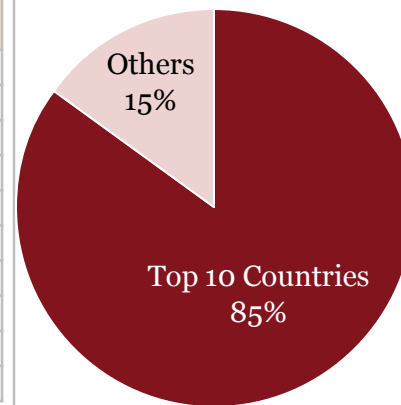
Key highlights of “Exports” & “Imports” in FY 17

Exports - Top Countries (\$ Mn), 2017

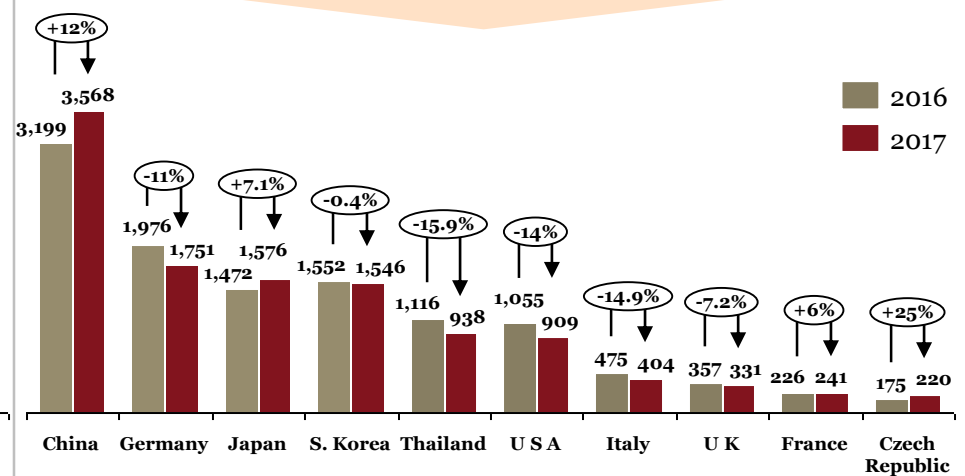
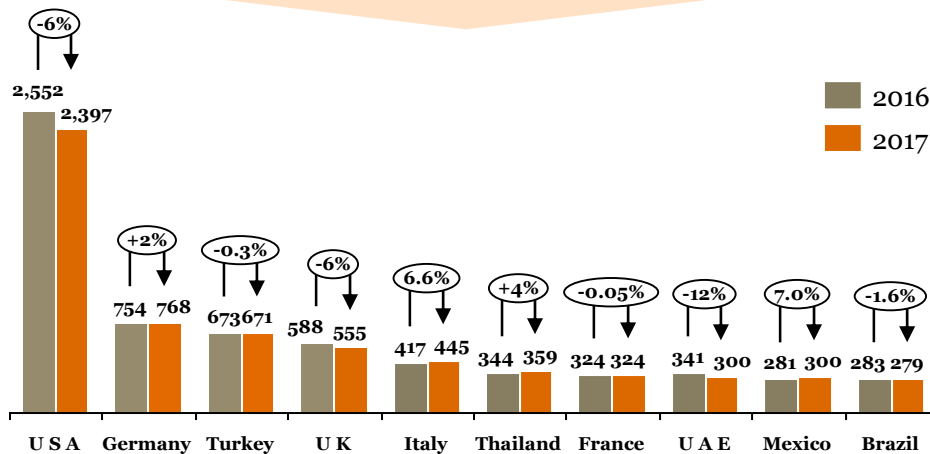


Top 10 Countries	Share of Ex-FY17
U S A	22.0%
Germany	7.0%
Turkey	6.2%
U K	5.1%
Italy	4.1%
Thailand	3.3%
France	3.0%
U A E	2.8%
Mexico	2.8%
Brazil	2.6%

Imports - Top Countries (\$ Mn), 2017



Top 10 Countries	Share of Im-FY17
China	26.4%
Germany	13.0%
Japan	11.7%
S. Korea	11.4%
Thailand	6.9%
U S A	6.7%
Italy	3.0%
U K	2.5%
France	1.8%
Czech Republic	1.6%

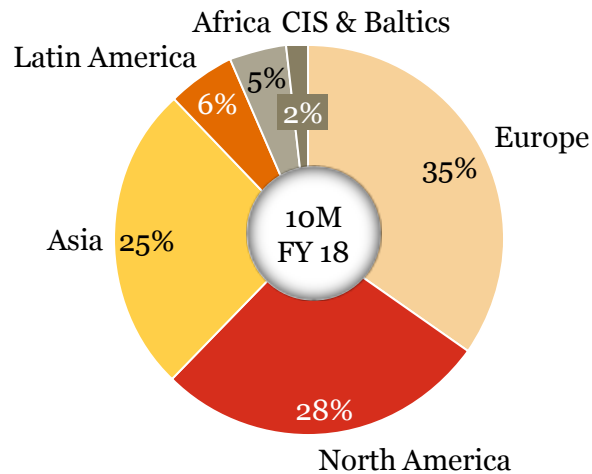
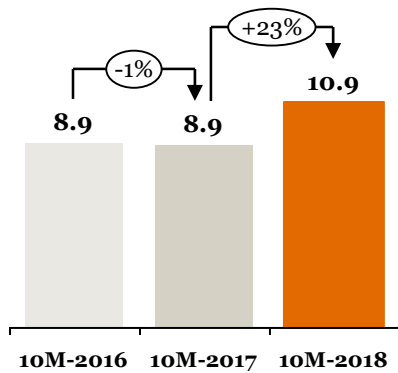


Total *213 HS Codes *All periods mentioned are FY

Executive Summary 10M:FY-18

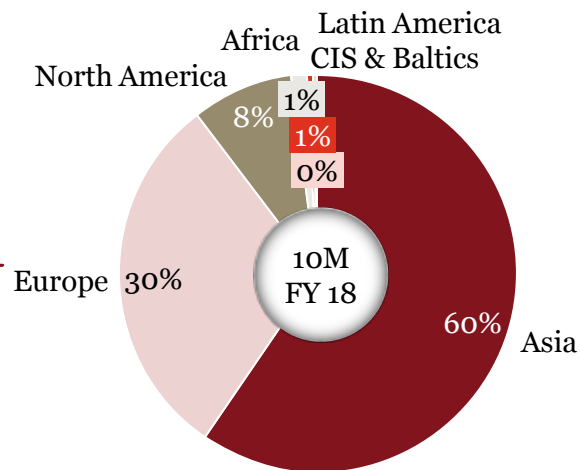
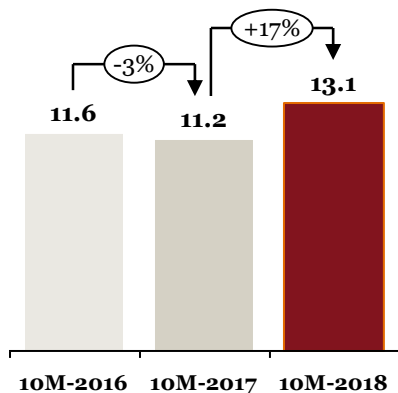
10M-FY 18 : Summary of 10M performance y-o-y for “Exports” and “Imports”

Exports (\$ Bn)



- Exports increased substantially across the 3 key regions: Asia (14%), Europe (21%) and North America (31%) over 10M-o-10M
- Top 10 countries accounted for ~60% of the total exports

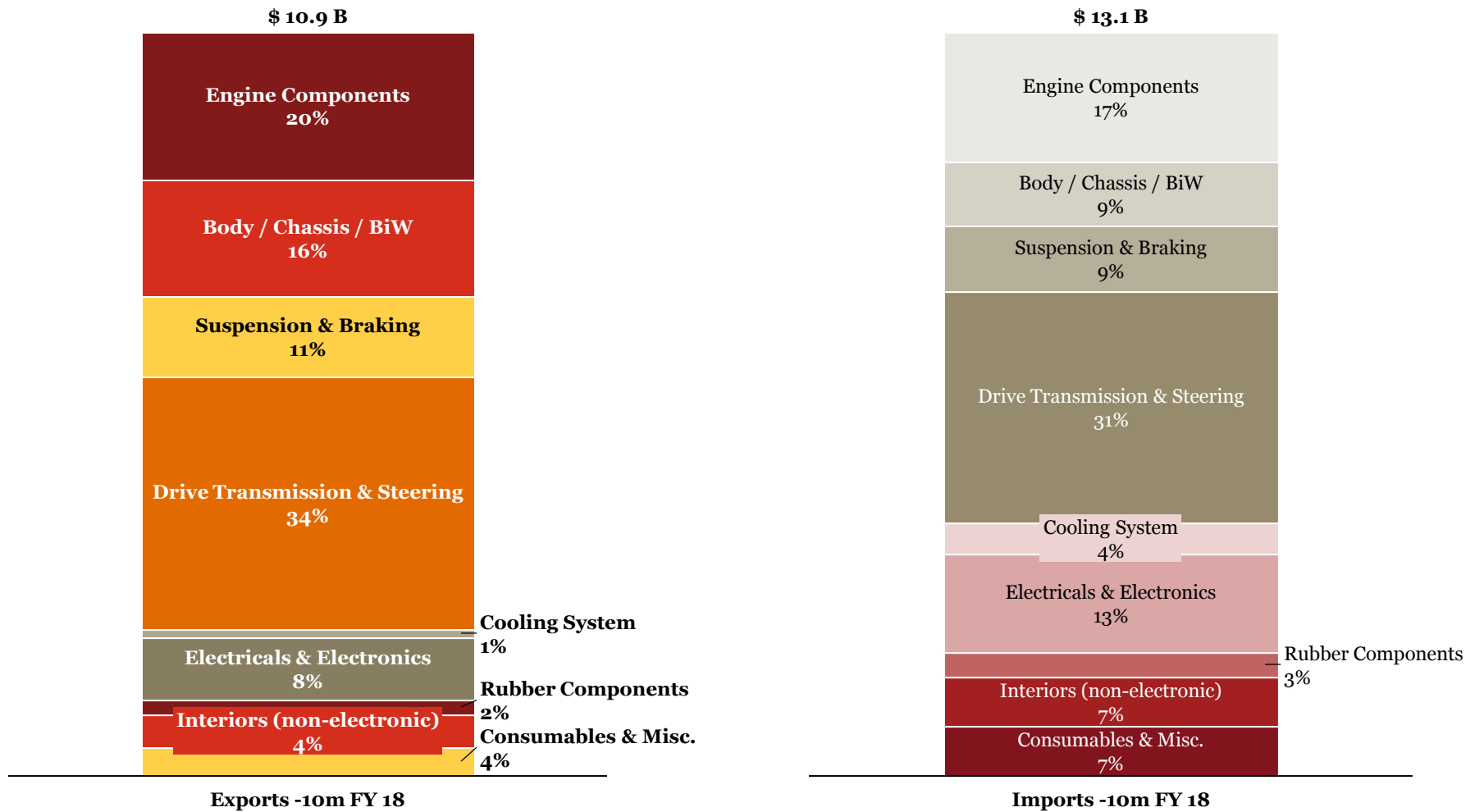
Imports (\$ Bn)



- Imports from all the regions increased by >10% over 10M-o-10M
- Top 10 countries accounted for ~85% of the imports
- Imports from China and Germany increased by ~16% and ~26% resp. over 10M-o-10M

Total *213 HS Codes *All periods mentioned are FY

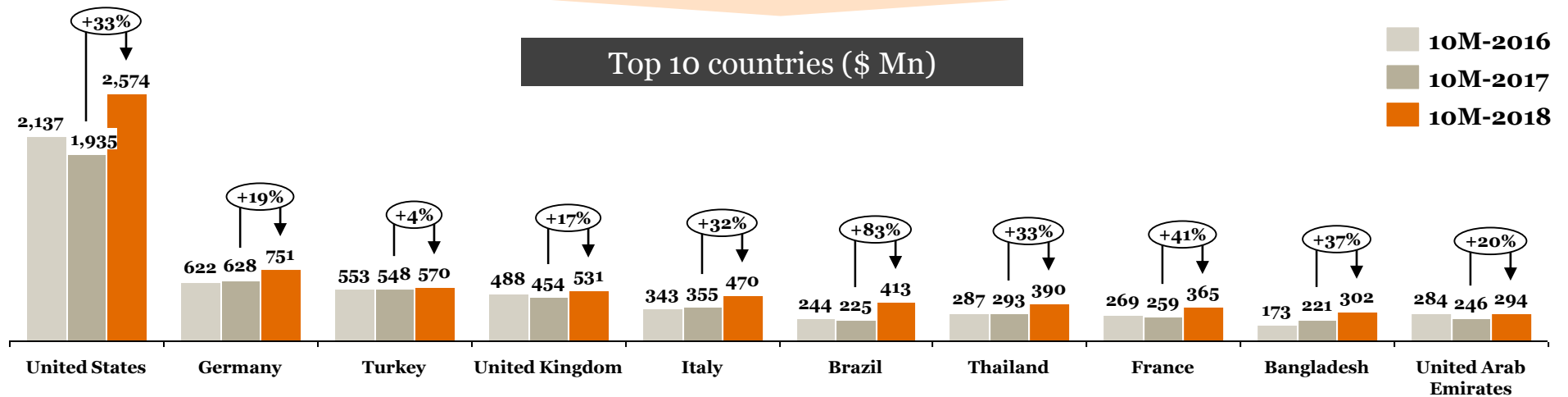
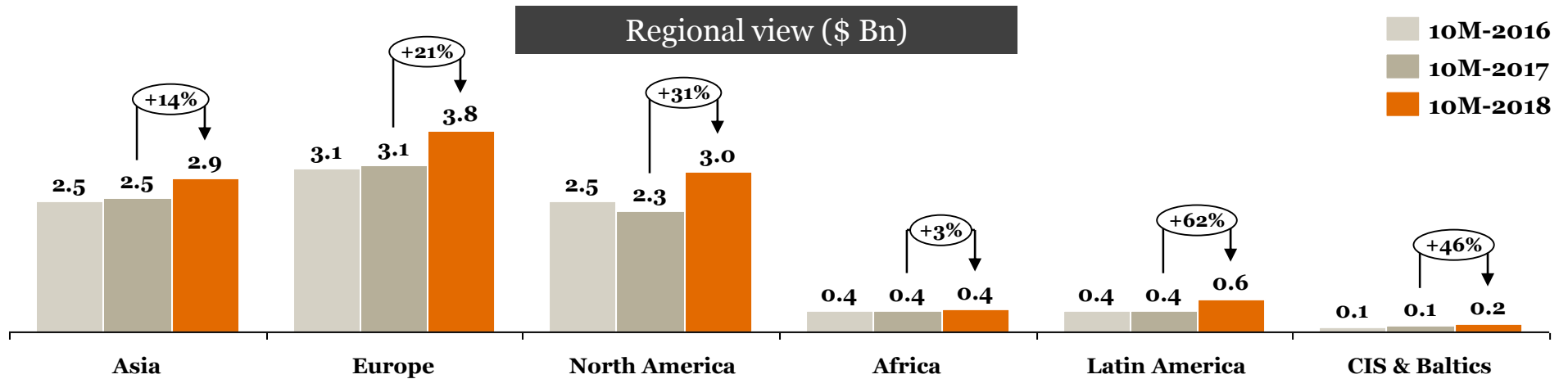
Segmentation by product type: Exports and Imports (10M-FY 18)



Exports

10M:FY-18

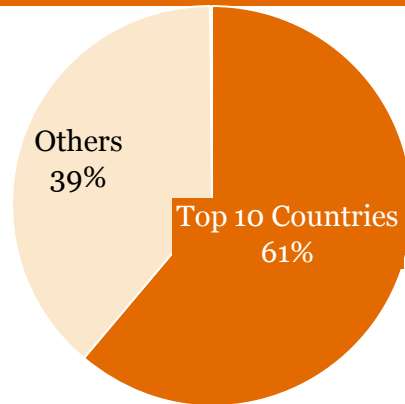
10M-FY 16 vs. 10M-FY 17 vs. 10M-FY 18 Exports



Total *213 HS Codes *All periods mentioned are FY

Key highlights of “Exports” in 10M-FY 18

Top Countries (\$ Mn), 10M-FY 18



Top 10 Countries	Share of Ex 10M-FY 18
U S A	24%
Germany	7%
Turkey	5%
U K	5%
Italy	4%
Brazil	4%
Thailand	4%
France	3%
Bangladesh	3%
U A E	3%

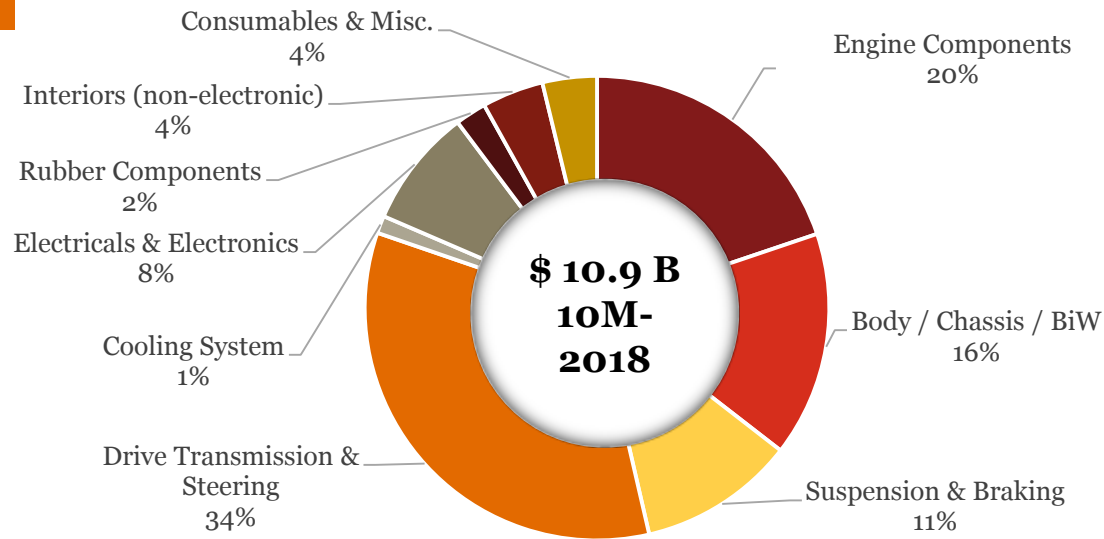
Top HS codes (\$ Mn), 10M-FY 18

HS codes	Value \$ Mn	Description
87089900		Other: motor vehicle parts (reservoir for hydraulic power steering systems, steering gear systems and parts)
U S A	450	
Turkey	155	
Brazil	138	
73269099		All other articles of iron/steel forged or stamped
U S A	248	
U A E	38	
U K	35	
87083000		Brakes and servo-brakes; parts thereof
U S A	143	
Germany	37	
U K	22	
84139190		Others (parts of steering pump assembly)
U S A	140.21	
Germany	22.83	
U A E	9.31	
84099990		Other parts of diesel engine
U S A	84	
U K	44	
Italy	26	
87085000		Drive-axles with differential
U S A	100	
Turkey	30	
Italy	20.63	
87060042		Parts of the motor vehicles of heading 8704
Bangladesh	97	
Nepal	24	
Indonesia	19.61	

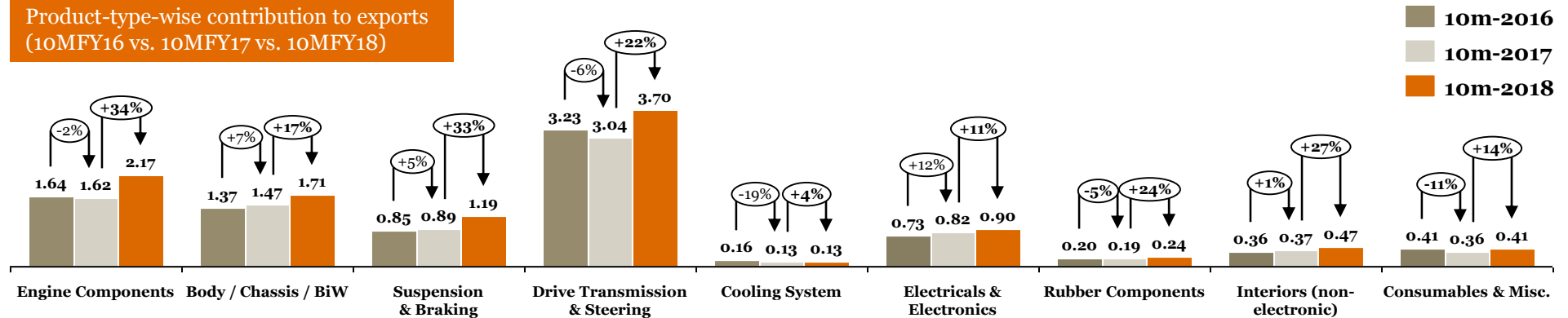
Total *213 HS Codes *All periods mentioned are FY

Segmentation by product type: Exports (10M-o-10M)

10MFY 18 Exports Segment-wise view



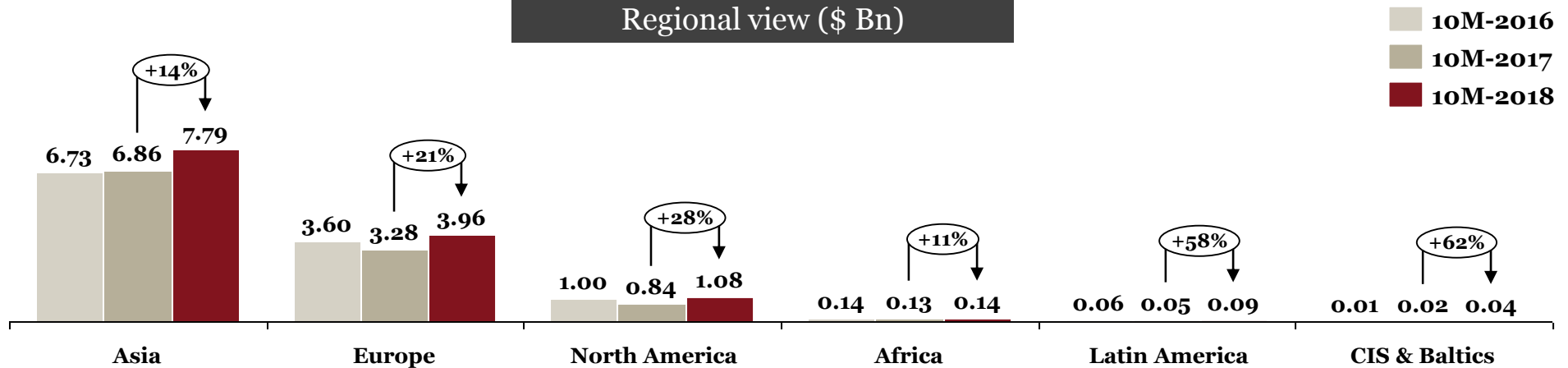
Product-type-wise contribution to exports (10MFY16 vs. 10MFY17 vs. 10MFY18)



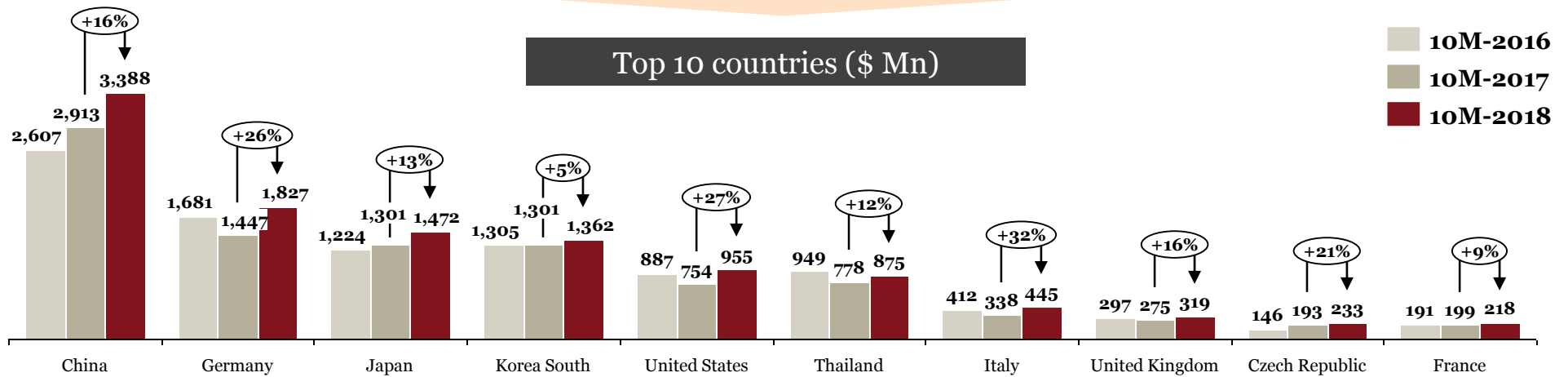
Imports 10M:FY-18

10M-FY 16 vs. 10M-FY 17 vs. 10M-FY 18 Imports

Regional view (\$ Bn)



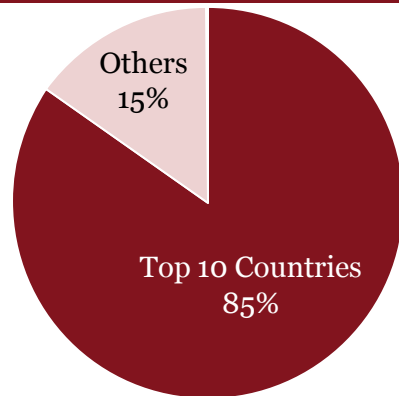
Top 10 countries (\$ Mn)



Total *213 HS Codes *All periods mentioned are FY

Key highlights of “Imports” in 10M-FY 18

Top Countries (\$ Mn), 10M-FY 18



Top 10 Countries	Share of Im 10M-FY18
China	26%
Germany	14%
Japan	11%
S. Korea	10%
U S A	7%
Thailand	7%
Italy	3%
U K	2%
Czech Republic	2%
France	2%

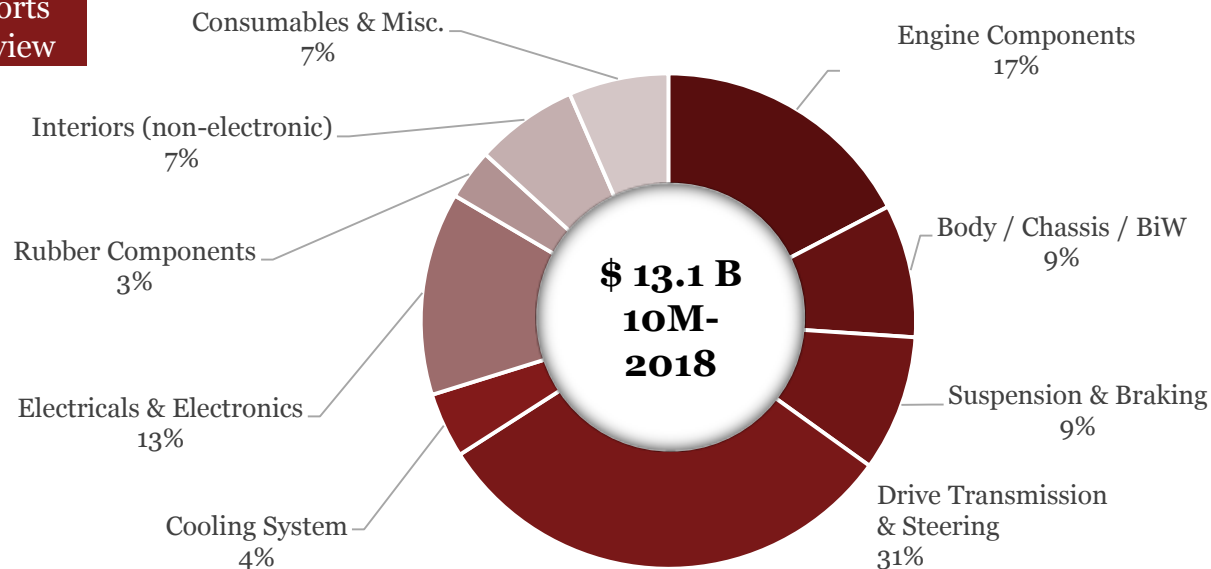
Top HS codes (\$ Mn), 10M-FY 18

HS codes	Value \$ Mn	Description
87089900		Motor vehicle parts (reservoir for hydraulic power steering systems, steering gear systems and parts)
China	285	
S. Korea	278	
Germany	242	
87084000		Gear boxes and parts thereof
Japan	204	
S. Korea	189	
U S A	80	
87141090		Other parts and accessories of motorcycle
China	247	
Japan	17	
Thailand	15	
84314990		Wheels and components for construction and earthmoving equipment
China	136	
S. Korea	54	
Japan	42	
87082900		Other parts and accessories of bodies (including cabs)
Germany	115	
China	61	
Thailand	40	
84073410		Spark ignition reciprocating piston engine of a cylinder for motor cars
South Africa	91	
China	83	
S. Korea	42	
84099990		Other parts of diesel engine
Germany	75	
China	72	
S. Korea	58	

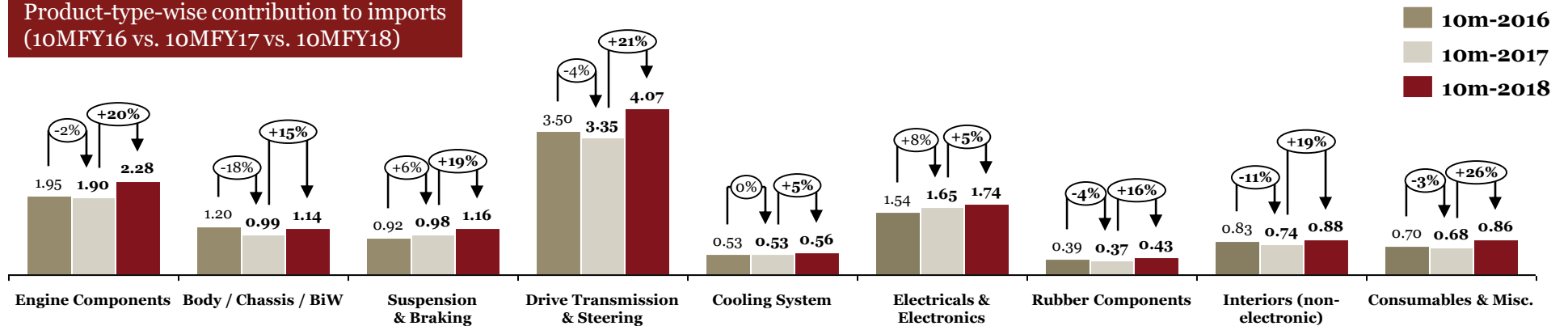
Total *213 HS Codes *All periods mentioned are FY

Segmentation by product type: Imports (10M-o-10M)

10MFY 18 Imports Segment-wise view



Product-type-wise contribution to imports (10MFY16 vs. 10MFY17 vs. 10MFY18)



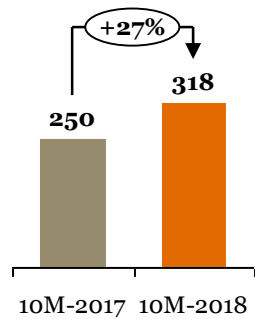
Chapter wise detailed analysis

Chapter wise detailed analysis		20
1	Chapter 40	21
2	Chapter 73	22
3	Chapter 84	23
4	Chapter 85	24
5	Chapter 87	25
6	Chapter 90	26
7	Chapter 70,72,68,83,91 & 94	27

Chapter 40

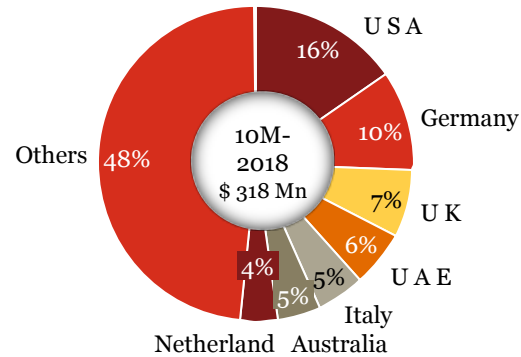
Rubber and articles

Exports (\$ Mn)

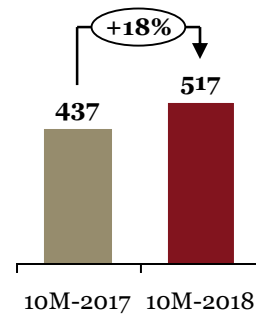


*All periods mentioned are FY

Exports-Top Countries (\$ Mn, %)

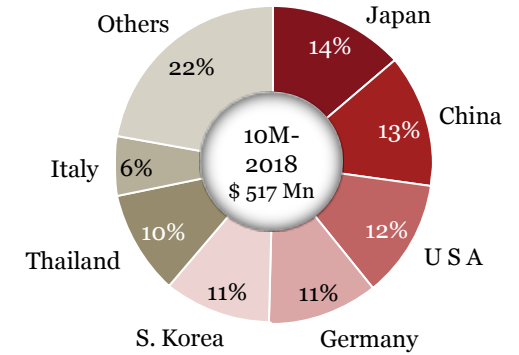


Imports (\$ Mn)



*All periods mentioned are FY

Imports-Top Countries (\$ Mn, %)



Top 3 Export Items

HS Codes	Description	Value (\$ Mn)	Country	Value (\$ Mn)
40169990	Others : articles of vulcanized rubber other than hard rubber	154	USA	21
			Germany	20
			Netherland	11
40093100	Tubes, pipes and hoses of vulcanised rubber other than hard rubber; without fitting	23	USA	11
			UK	4
			Brazil	1
40092100	Rubber, reinforced or otherwise combined only with metal	46	USA	8
			Belgium	4
			Australia	3

Top 3 Import Items

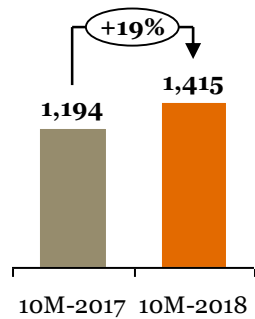
HS Codes	Description	Value (\$ Mn)	Country	Value (\$ Mn)
40169990	Others : articles of vulcanized rubber other than hard rubber	140	China	28
			Germany	18
			S. Korea	18
40027000	Ethylene-propylene-non-conjugated diene	77	Japan	20
			USA	18
			S. Korea	15
40051000	Rubber compounded with carbon black or silica	65	Thailand	34
			Germany	9
			S. Korea	8

*All periods mentioned are FY

Chapter 73

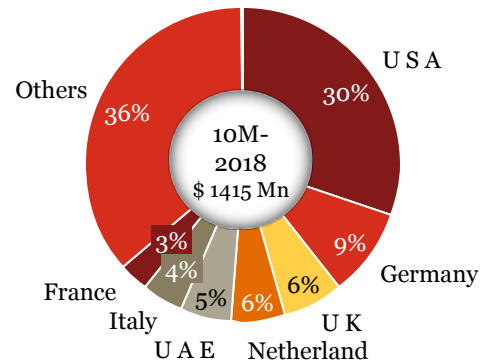
Articles of iron or steel

Exports (\$ Mn)

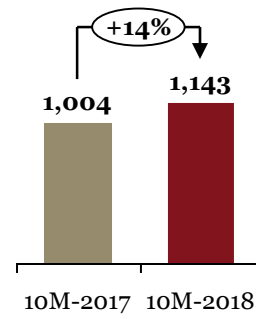


*All periods mentioned are FY

Exports-Top Countries (\$ Mn, %)

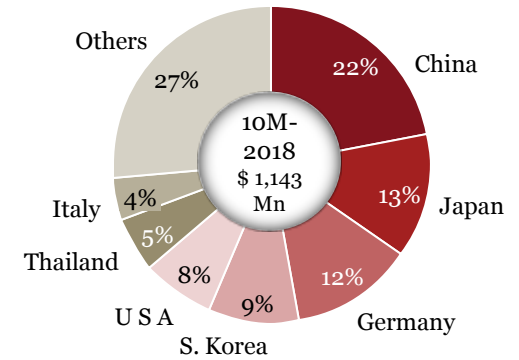


Imports (\$ Mn)



*All periods mentioned are FY

Imports-Top Countries (\$ Mn, %)



Top 3 Export Items

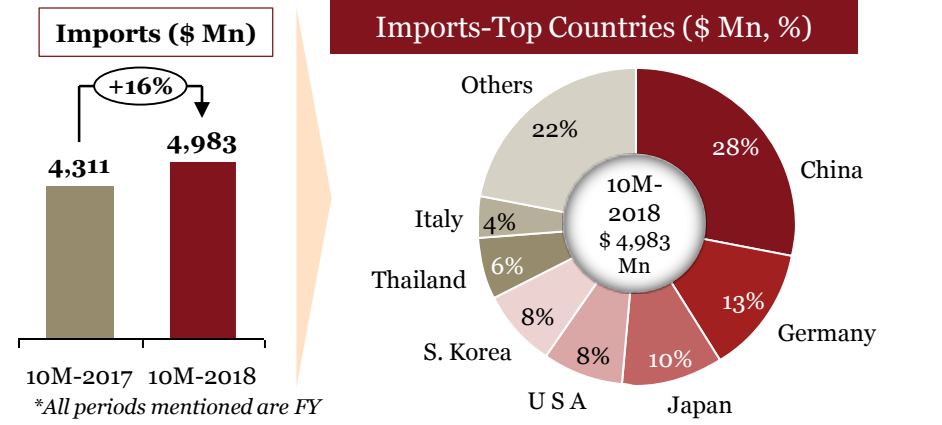
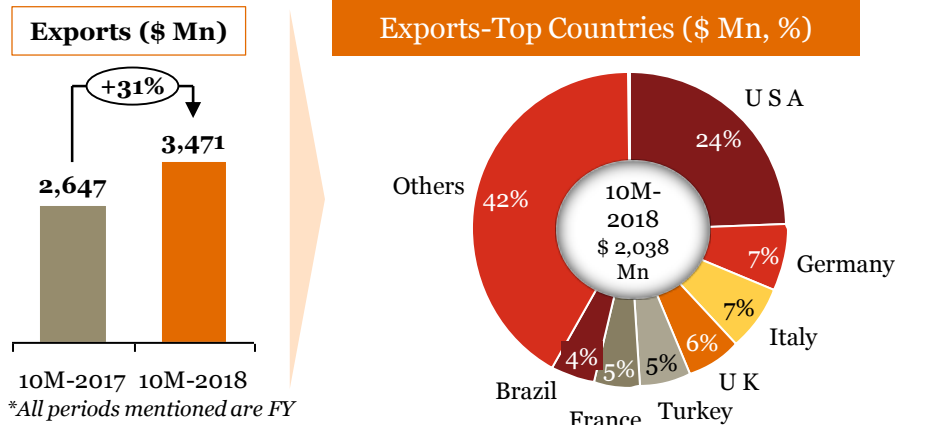
HS Codes	Description	Value (\$ Mn)	Country	Value (\$ Mn)
73269099	All Other Articles Of Iron/Steel -Forged or stamped but not further worked	608	U S A	248
			U A E	38
			U K	35
73181500	Threaded articles : Other screws and bolts, whether or not with their nuts or washers	215	Germany	38
			Netherland	30
			U K	23
73261910	Components for automobiles and earth moving equipment	166	U S A	37
			Mexico	21
			Germany	17

Top 3 Import Items

HS Codes	Description	Value (\$ Mn)	Country	Value (\$ Mn)
73269099	All Other Articles Of Iron/Steel -Forged or stamped but not further worked	419	China	108
			Japan	49
			Germany	38
73181500	Threaded articles : Other screws and bolts, whether or not with their nuts or washers	337	China	61
			Japan	51
			Germany	49
73182990	Other non-threaded articles	112	China	23
			Japan	15
			Germany	14

Chapter 84

Machinery and mechanical appliances, electrical equipment, sound recorders and reproducers, television image and sound recorders. and reproducers, and parts



Top 3 Export Items

HS Codes	Description	Value (\$ Mn)	Country	Value (\$ Mn)
84139190	Others (parts of steering pump assembly)	257	U S A	140
			Germany	23
			U A E	9
84099990	Other parts of diesel engine	288	U S A	84
			U K	44
			Italy	26
84834000	Gears and gearing, other than toothed wheels, chain sprockets and other transmission elements presented separately; ball or roller screws; gear boxes and other speed changers, including torque converters	258	U S A	85
			Italy	26
			China	21

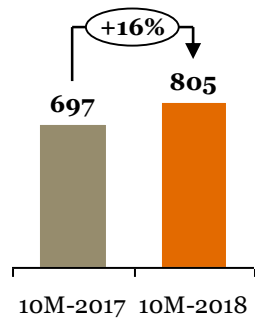
Top 3 Import Items

HS Codes	Description	Value (\$ Mn)	Country	Value (\$ Mn)
84314990	Other : wheels and components for construction and earthmoving equipment	363	China	136
			S. Korea	54
			Japan	42
			South Africa	91
84073410	Spark ignition reciprocating piston engine of a cylinder for motor cars	308	China	83
			S. Korea	42
			Germany	75
84099990	Other parts of diesel engine	480	China	72
			S. Korea	58
			Germany	75

Chapter 85

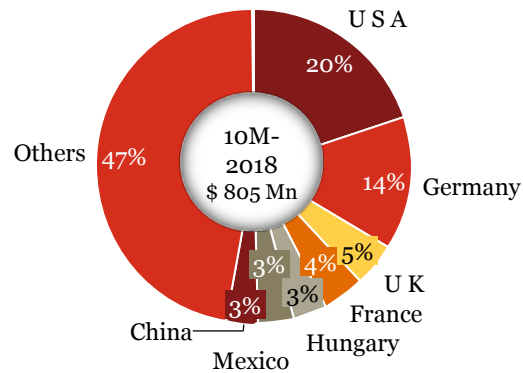
Electrical machinery and equipment and parts thereof

Exports (\$ Mn)

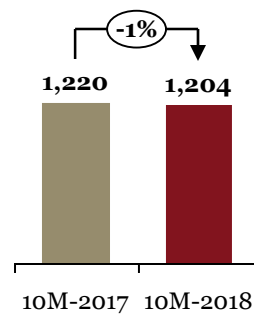


*All periods mentioned are FY

Exports-Top Countries (\$ Mn, %)

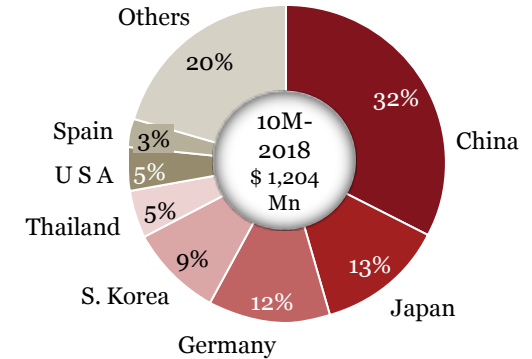


Imports (\$ Mn)



*All periods mentioned are FY

Imports-Top Countries (\$ Mn, %)



Top 3 Export Items

HS Codes	Description	Value (\$ Mn)	Country	Value (\$ Mn)
85443000	Ignition wiring sets and other wiring sets of a kind used in vehicles, aircraft or ships	165	U K	28
			USA	20
			Hungary	18
85114000	Starter motors and dual purpose starter-generators	104	USA	37
			Germany	22
			Thailand	4
85030090	Other rotating electric parts and components	103	USA	38
			Germany	8
			Bangladesh	7

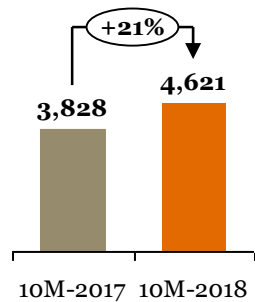
Top 3 Import Items

HS Codes	Description	Value (\$ Mn)	Country	Value (\$ Mn)
85030090	Other rotating electric parts and components	248	China	129
			Germany	31
			Spain	30
			Japan	55
85013119	Other parts of DC motor	127	China	38
			Germany	6
			Japan	16
85011019	Other parts of DC motor	125	China	44
			S. Korea	17
			Japan	16

Chapter 87

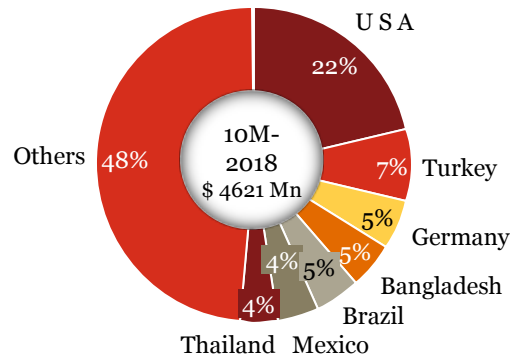
Vehicles other than railway or tramway rolling - stock, and parts and accessories

Exports (\$ Mn)

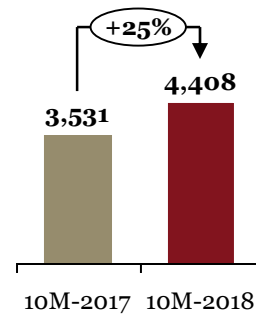


*All periods mentioned are FY

Exports-Top Countries (\$ Mn, %)

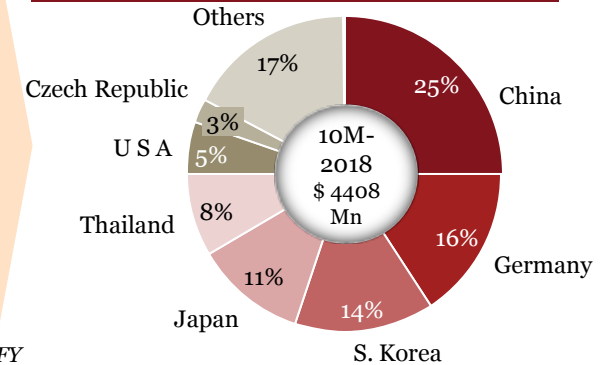


Imports (\$ Mn)



*All periods mentioned are FY

Imports-Top Countries (\$ Mn, %)



Top 3 Export Items

HS Codes	Description	Value (\$ Mn)	Country	Value (\$ Mn)
87089900	Other: motor vehicle parts (reservoir for hydraulic power steering systems, steering gear systems and parts)	2124	U S A	450
			Turkey	155
			Brazil	138
87083000	Brakes, servo-brakes and parts	348	U S A	143
			Germany	37
			U K	22
87085000	Drive-axles with differential and parts	275	U S A	100
			Turkey	30
			Italy	21

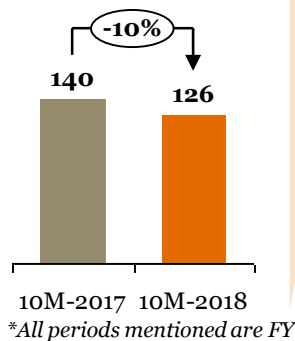
Top 3 Import Items

HS Codes	Description	Value (\$ Mn)	Country	Value (\$ Mn)
87089900	Other: motor vehicle parts (reservoir for hydraulic power steering systems, steering gear systems and parts)	1496	China	285
			S. Korea	278
			Germany	242
			Japan	204
87084000	Gear boxes and parts	838	S. Korea	189
			U S A	80
			Germany	115
87082900	Other parts and accessories of bodies (including cabs)	332	China	61
			Thailand	40

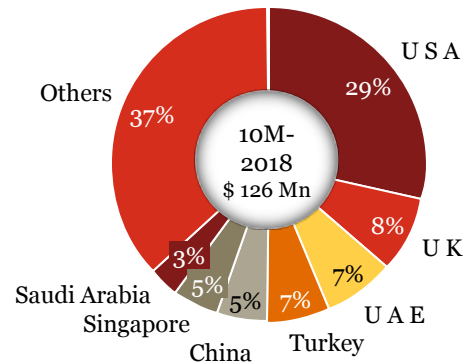
Chapter 90

Optical, photographic, cinematographic, measuring, checking, precision, medical or surgical instruments and apparatus; parts and accessories

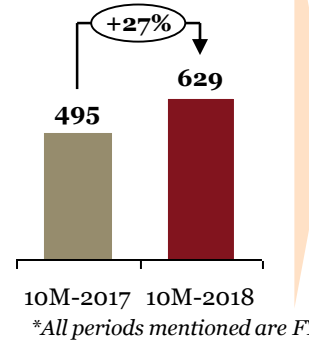
Exports (\$ Mn)



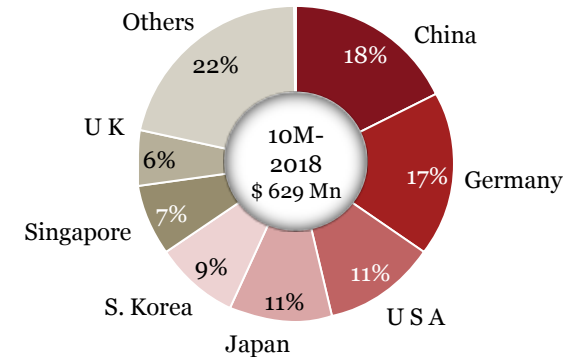
Exports-Top Countries (\$ Mn, %)



Imports (\$ Mn)



Imports-Top Countries (\$ Mn, %)



Top 3 Export Items

HS Codes	Description	Value (\$ Mn)	Country	Value (\$ Mn)
90328990	Other controlling equipment and apparatus	71	U S A	18
			U A E	8
			Singapore	6
90319000	Other optical instruments and appliances :parts and accessories (measuring & checking instruments -sensors)	40	U S A	17
			U K	8
			Germany	1
90292020	Speedometers, non-electrical	12	Turkey	7
			Spain	2
			Thailand	1

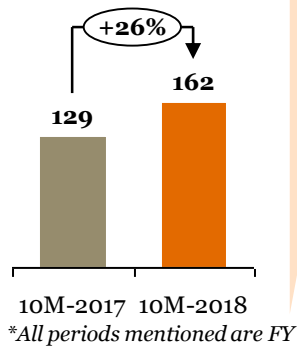
Top 3 Import Items

HS Codes	Description	Value (\$ Mn)	Country	Value (\$ Mn)
90328990	Other controlling equipment and apparatus	384	China	85
			Germany	67
			Singapore	44
90319000	Other optical instruments and appliances :parts and accessories (measuring & checking instruments - sensors)	226	Germany	37
			S. Korea	31
			Japan	29
90158030	Geophysical instruments	14	U S A	3
			France	3
			Thailand	2

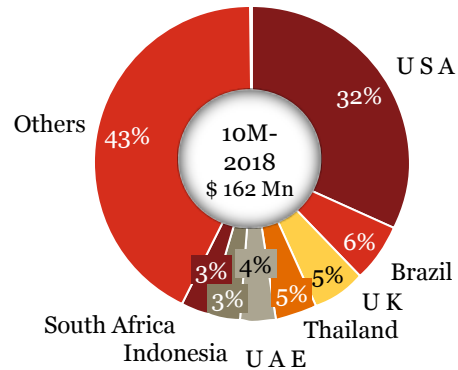
Chapter 70,72,68,83,91 & 94

Multiple Chapters

Exports (\$ Mn)



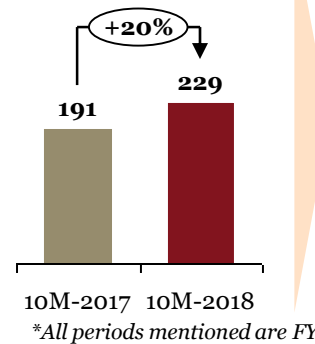
Exports-Top Countries (\$ Mn, %)



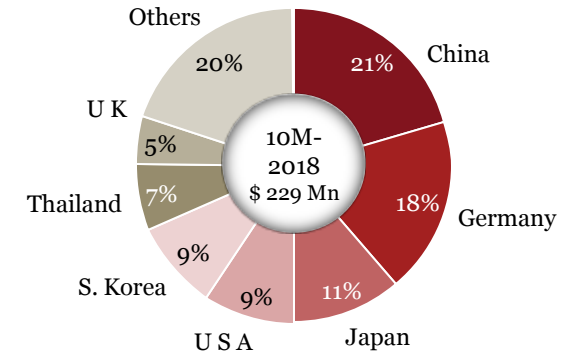
Top 3 Export Items

HS Codes	Description	Value (\$ Mn)	Country	Value (\$ Mn)
83012000	Locks for motor vehicles	41	USA	10
			Thailand	6
			Brazil	5
68138100	Brake linings and pads (not containing Asbestos)	40	USA	17
			Canada	2
			Poland	2
94012000	Seats for motor vehicles	23	USA	8
			Brazil	4
			Germany	3

Imports (\$ Mn)



Imports-Top Countries (\$ Mn, %)



Top 3 Import Items

HS Codes	Description	Value (\$ Mn)	Country	Value (\$ Mn)
94012000	Seats for motor vehicles	45	Germany	14
			China	8
			U K	8
70091090	Other parts including rear-view mirror for vehicles	31	China	10
			Germany	7
			USA	7
83023090	Others articles of base metals	38	S. Korea	9
			Germany	8
			Thailand	4



Disclaimer

This document has been prepared solely for [ACMA] *Automotive Component Manufacturers Association of India*, being the express addressee to this document. PwC does not accept or assume any liability, responsibility or duty of care for any use of or reliance on this document by anyone, other than (i) ACMA, to the extent agreed in the relevant contract for the matter to which this document relates (if any), or (ii) as expressly agreed by PwC in writing in advance.

This publication has been prepared for general guidance on matters of interest only, and does not constitute professional advice. You should not act upon the information contained in this publication without obtaining specific professional advice. No representation or warranty (express or implied) is given as to the accuracy or completeness of the information contained in this publication, and, to the extent permitted by law, PwC, its members, employees and agents accept no liability, and disclaim all responsibility, for the consequences of you or anyone else acting, or refraining to act, in reliance on the information contained in this publication or for any decision based on it.

This publication contains certain examples extracted from third party documentation and so being out of context from the original third party documents; readers should bear this in mind when reading the publication. The copyright in such third party material remains owned by the third parties concerned, and PwC expresses its appreciation to these companies for having allowed it to include their information in this publication. For a more comprehensive view on each company's communication, please read the entire document from which the extracts have been taken. Please note that the inclusion of a company in this publication does not imply any endorsement of that company by PwC nor any verification of the accuracy of the information contained in any of the examples.

This publication contains various companies' forward looking statements, which by their nature involve numerous assumptions, inherent risks and uncertainties, both general and specific, and risks that predictions, forecasts, projections and other forward looking statements will not be achieved. We caution readers of this publication not to place undue reliance on these forward looking statements, as a number of important factors could cause actual future results to differ materially from the plans, objectives, expectations, estimates, and intentions expressed in such forward looking statements.

PwC contacts for ACMA Knowledge Partnership

- Kavan Mukhtyar, Partner & Leader-Automotive, PwC India - kavan.mukhtyar@in.pwc.com / +912261198735
- Manas Trivedi, ACMA Knowledge Partnership Manager –manas.trivedi@in.pwc.com / +911246266594