

www.pwc.com

Export-Import analysis of Indian auto-component industry

View: 6M-FY 21

Prepared for ACMA

*Strictly private
and confidential*

October 2020



pwc

Contents

Executive Summary FY-20	3
Executive Summary 6M:FY-21	10
Chapter wise detailed analysis	18
1 Chapter 40	19
2 Chapter 73	20
3 Chapter 84	21
4 Chapter 85	22
5 Chapter 87	23
6 Chapter 90	24
7 Chapter 70,72,68,83,91 & 94	25

***To navigate this report on-screen
(in pdf format)***

From any page – click on the section title in the header navigation bar

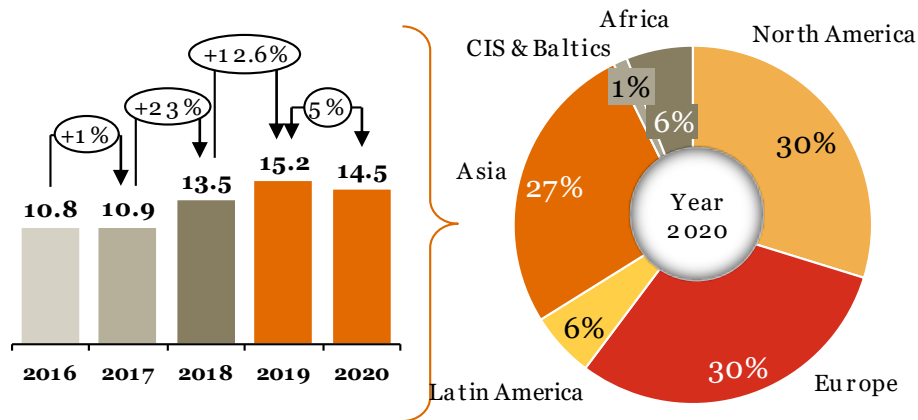
From this Contents page – click on the title of the section or sub-section

From the contents listing on any section divider – click on the title of the sub-section

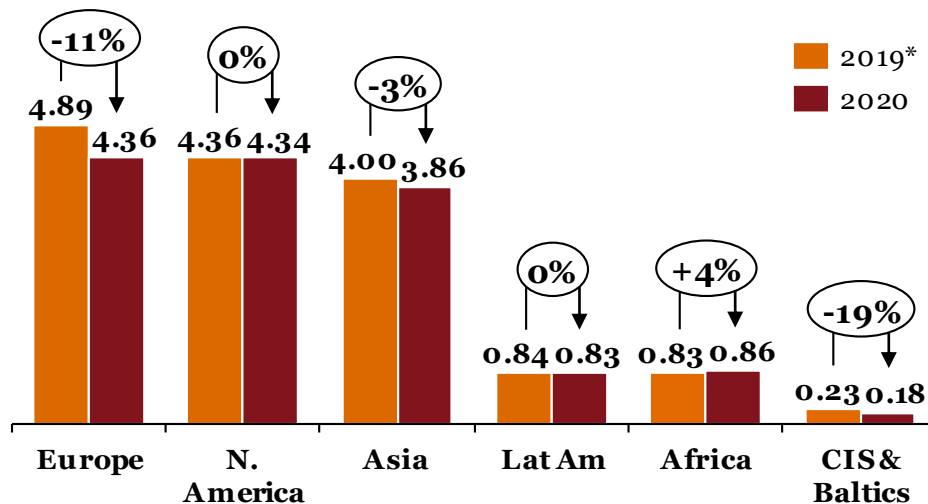
Executive Summary FY-20

Overview of “Exports” for Indian auto component industry in FY 20

Total Exports \$ Bn

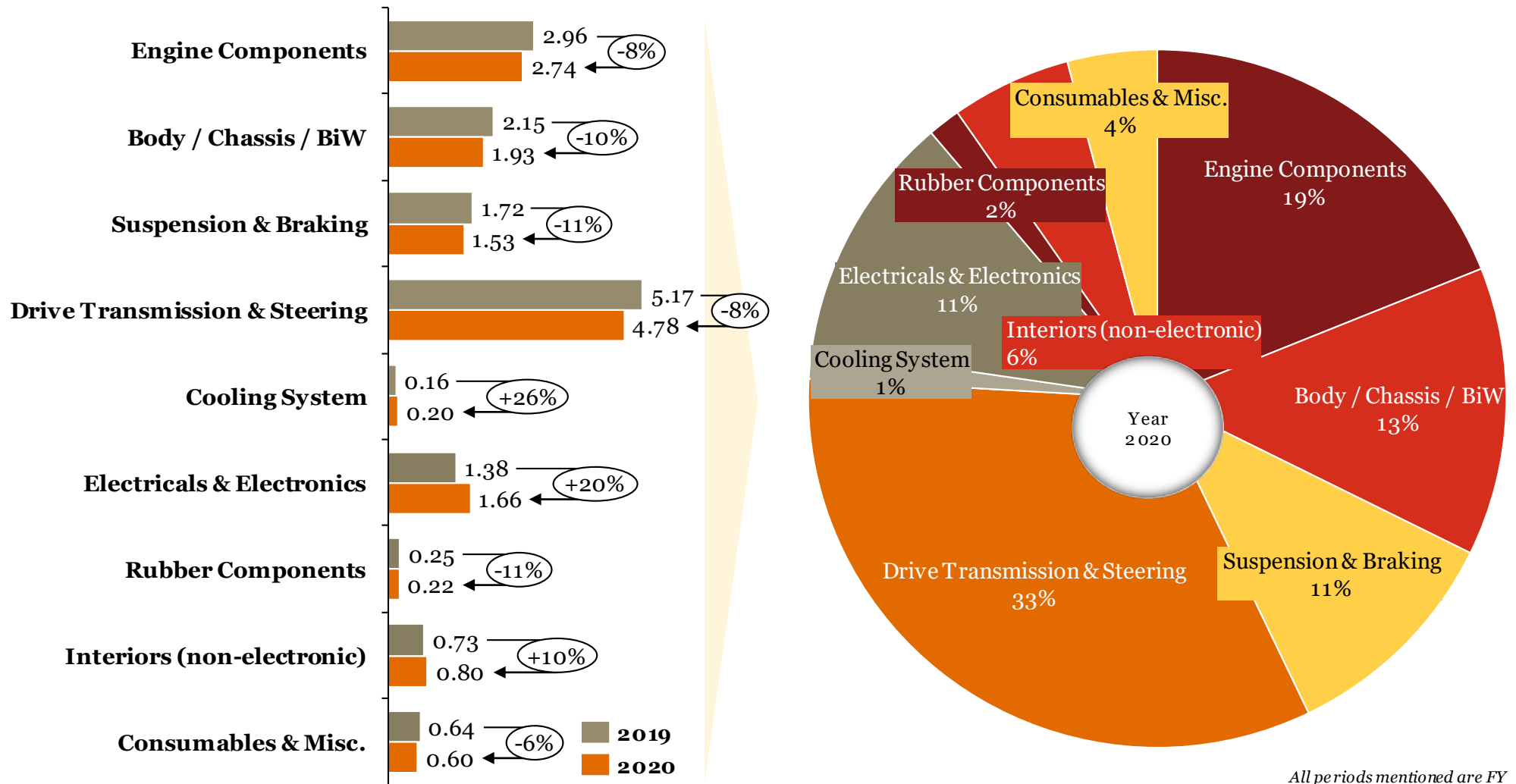


- Europe, the biggest market, saw a substantial fall in numbers, whereas North America and Asia remained stable in a challenging year for the auto industry.
- **‘Drive Transmission & Steering’**, alongside **‘Engine’**, remain the 2 dominant segments, accounting for 53% of exports. **‘Electricals & Electronics’** delivered strong growth, as the EV revolution continues to gather pace.
- The trade deficit in the auto sector declined, in line with other major Indian industries, as auto sales struggled domestically.



All periods mentioned are FY
*For 219 HS codes

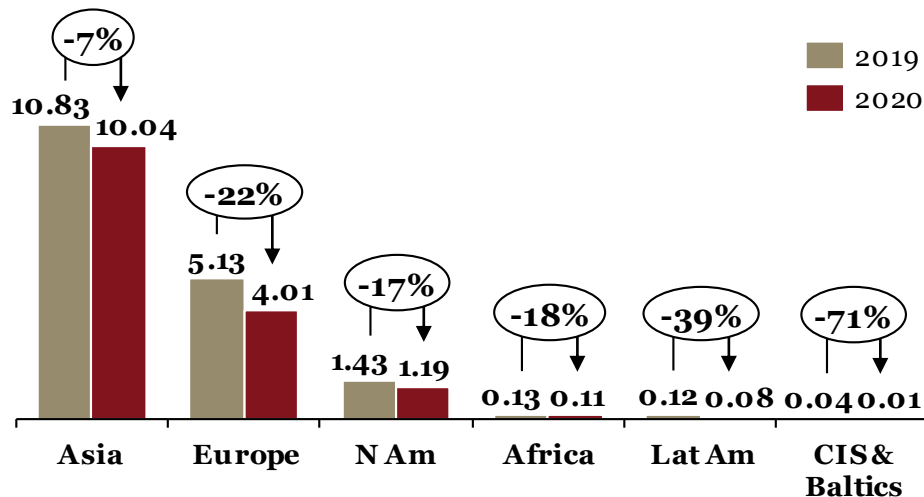
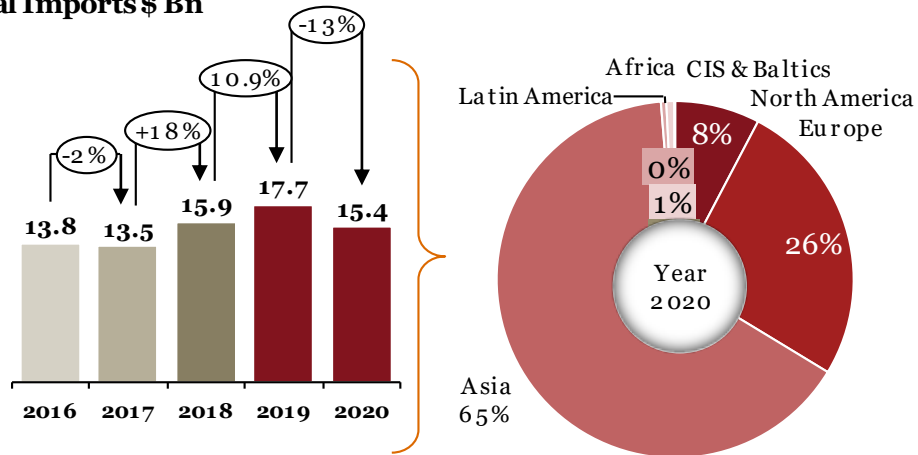
Segmentation by product type: Exports (FY-o-FY)



All periods mentioned are FY
*For 219 HS codes

Overview of “Imports” for Indian auto component industry in FY 20

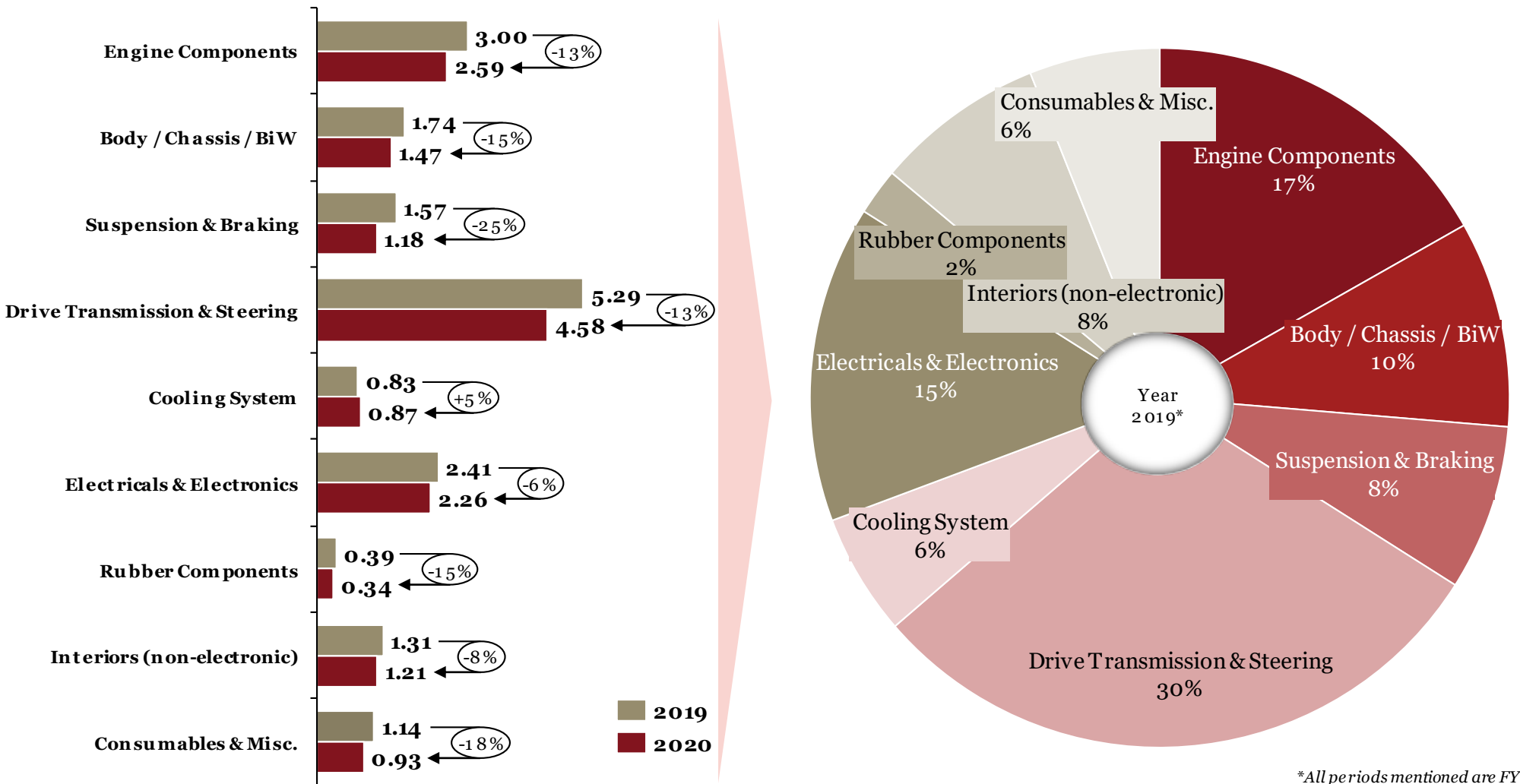
Total Imports \$ Bn



- FY20 saw a marked decrease in auto component imports into India, as slowing domestic sales, protectionist domestic policies and the COVID-19 pandemic reduced domestic demand for foreign components.
- **‘Electricals and Electronics’** now comprise 15% of all components imported into India.
- In a year where imports have fallen greatly, South Korea and Belgium saw double digit growth in products shipped to India
- The **Asian** market, which saw the smallest decline in FY20 amongst all regions, now constitutes 65% of auto imports

*All periods mentioned are FY
*For 219 HS codes

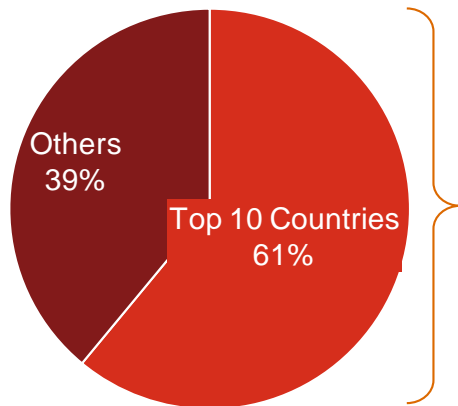
Segmentation by product type: Imports (FY-o-FY)



*All periods mentioned are FY
*For 219 HS codes

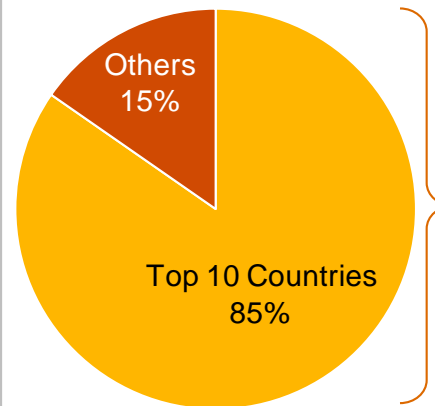
Key highlights of “Exports” & “Imports” in FY 20

Exports - Top Countries (\$ Mn), 2020*

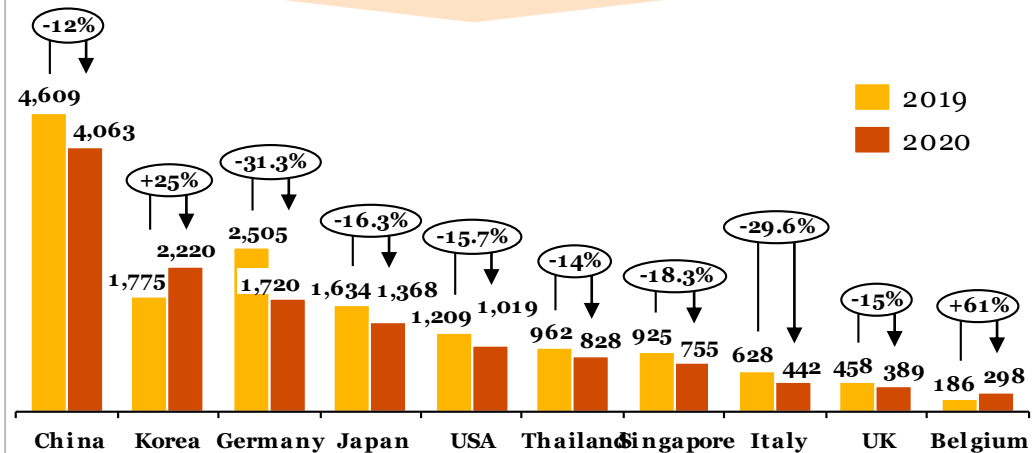
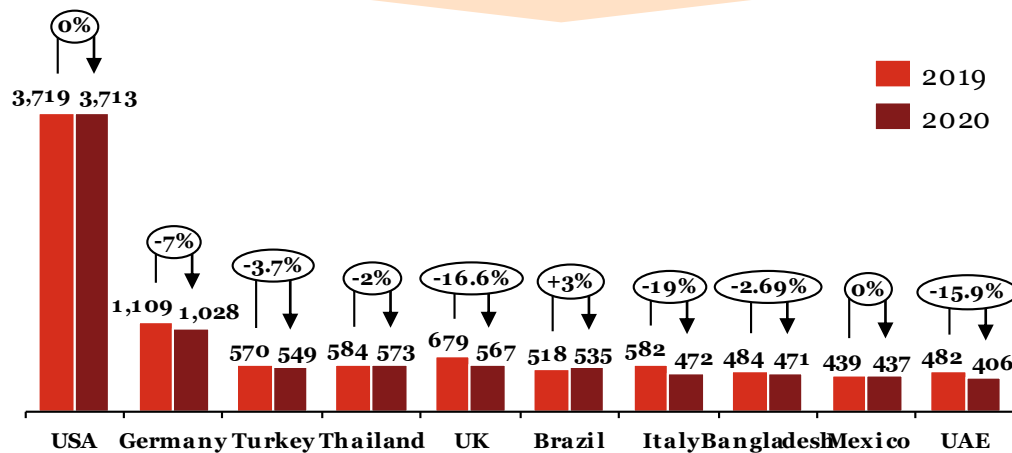


Top 10 Countries	Share of Ex-FY20
USA	26%
Germany	7%
Turkey	4%
Thailand	4%
UK	4%
Brazil	4%
Italy	3%
Bangladesh	3%
Mexico	3%
UAE	3%

Imports - Top Countries (\$ Mn), 2020*



Top 10 Countries	Share of Im-FY20
China	26%
Korea	14%
Germany	11%
Japan	9%
USA	7%
Thailand	5%
Singapore	5%
Italy	3%
UK	3%
Belgium	2%

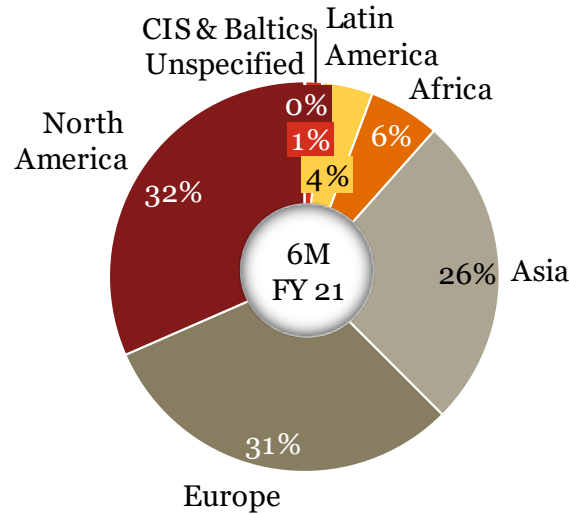
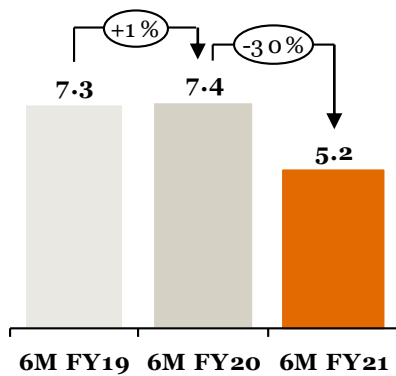


*For 219 HS codes; All periods mentioned are FY

Executive Summary 6M:FY-21

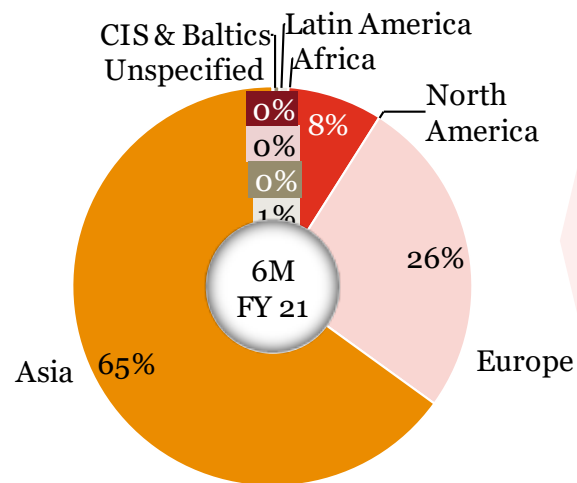
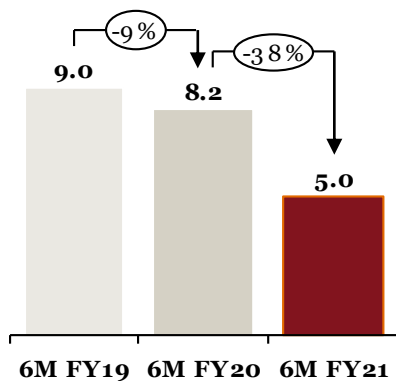
6M-FY 21 : Summary of 6M performance y-o-y for “Exports” and “Imports”

Exports (\$ Bn)



- Europe and North America remain the two primary export destinations, together accounting for ~63% of exports
- The United States remains the largest export market, while German market saw the smallest dip in H1 FY 21 (Y-o-Y)

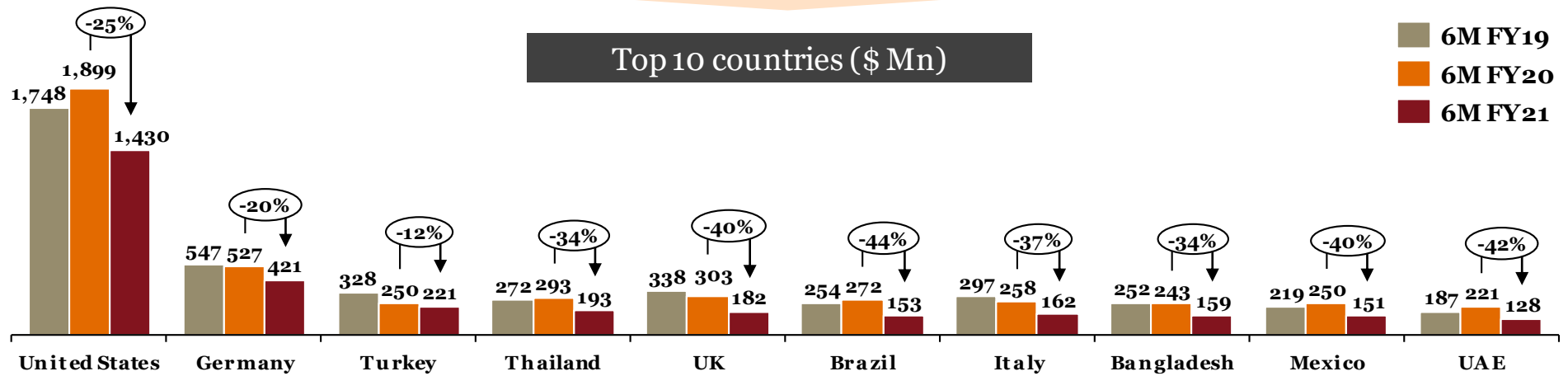
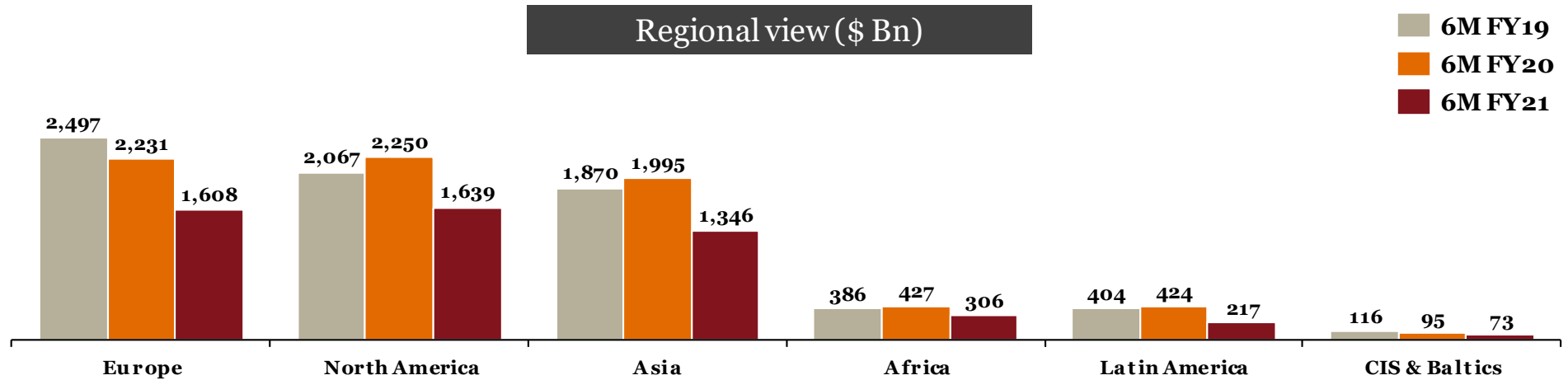
Imports (\$ Bn)



- Imports have been hit by the COVID-19 lockdown, which has reduced production capacity and retail demand significantly.
- Asia remains the primary importer; Asian imports declined ~41% Y-o-Y
- Imports from Asia and Europe account for ~91% of the market

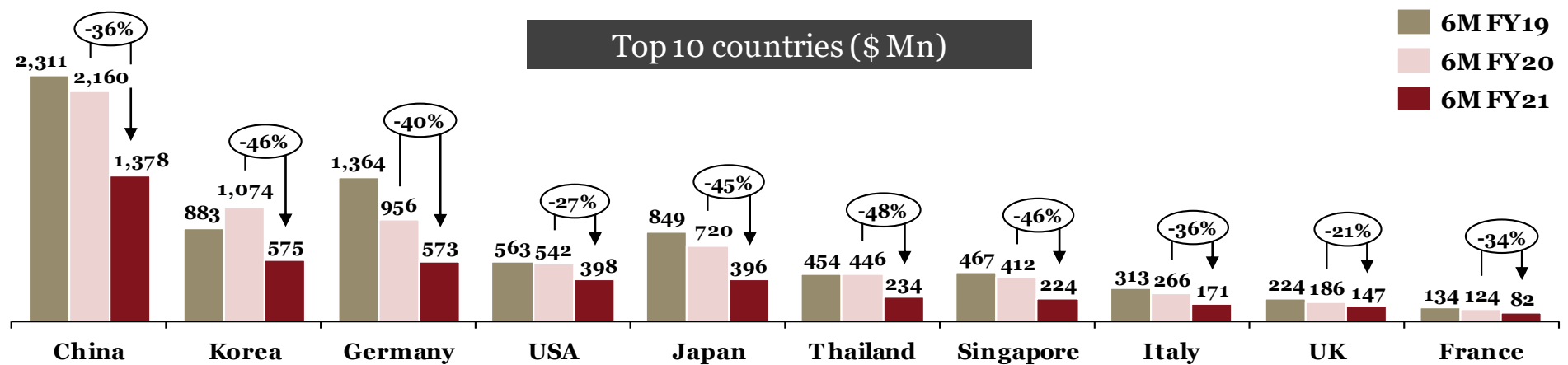
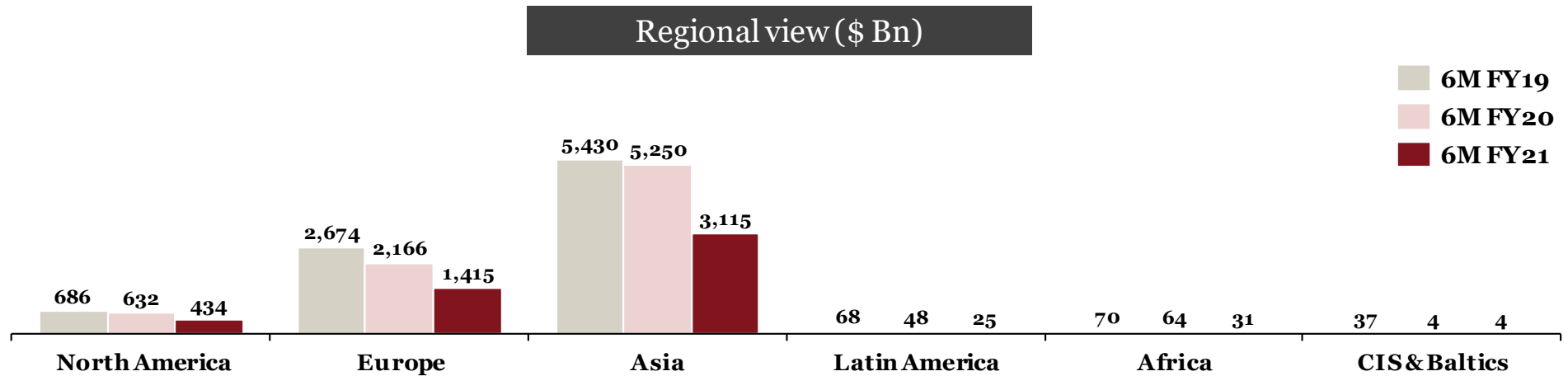
*For 219 HS codes

6M-FY 19 vs. 6M-FY 20 vs. 6M-FY 21 Exports



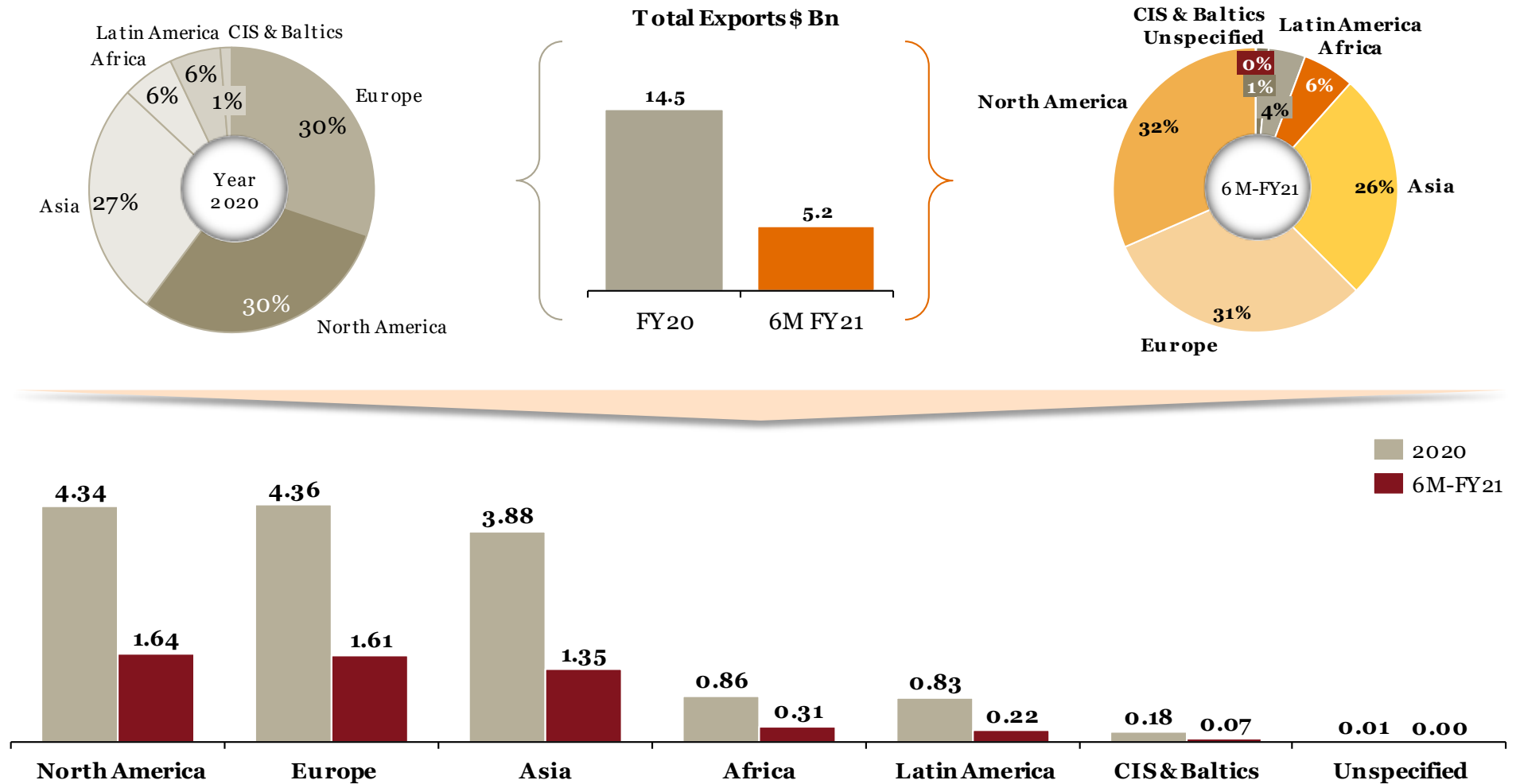
*For 219 HS codes

6M-FY 19 vs. 6M-FY 20 vs. 6M-FY 21 Imports



*For 219 HS codes

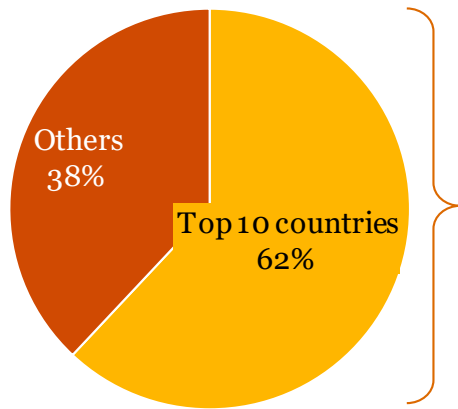
Overview of “Exports” for Indian auto component industry in 6M-FY 21



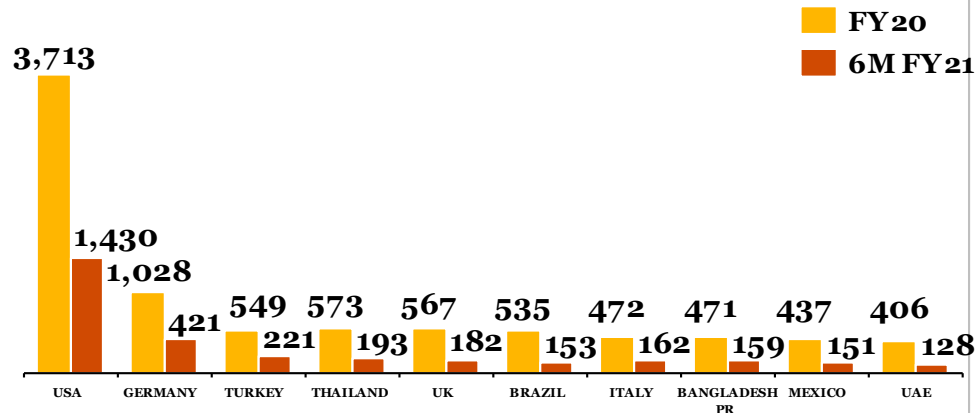
For 219 HS codes

Key highlights of “Exports” in 6M-FY 21

Top Countries (\$ Mn), 6M-FY 21



Top 10 Countries	Share of Ex 6M-FY 21
USA	28%
GERMANY	8%
TURKEY	4%
THAILAND	4%
UK	4%
BRAZIL	3%
ITALY	3%
BANGLADESH PR	3%
MEXICO	3%
UAE	2%

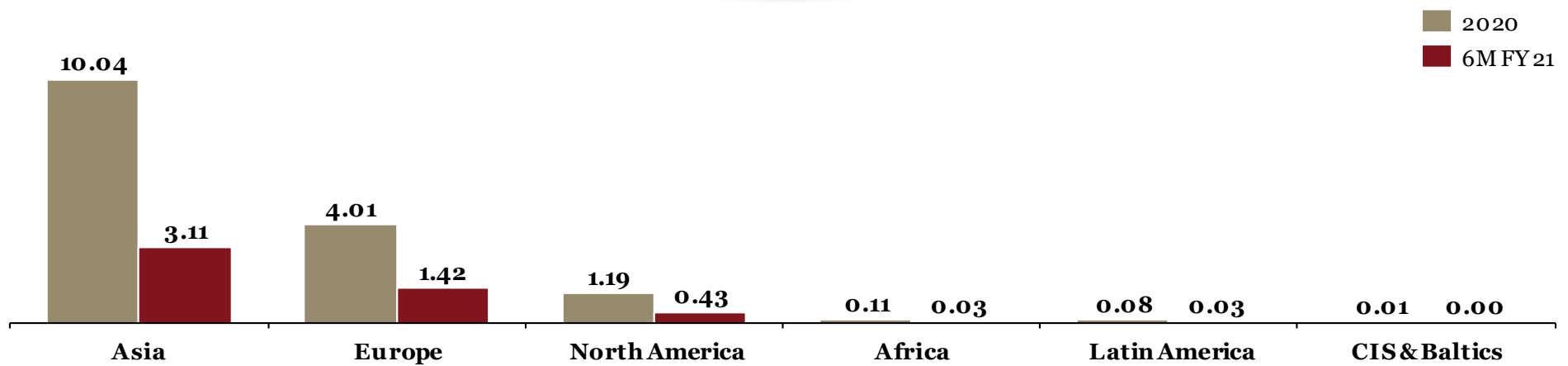
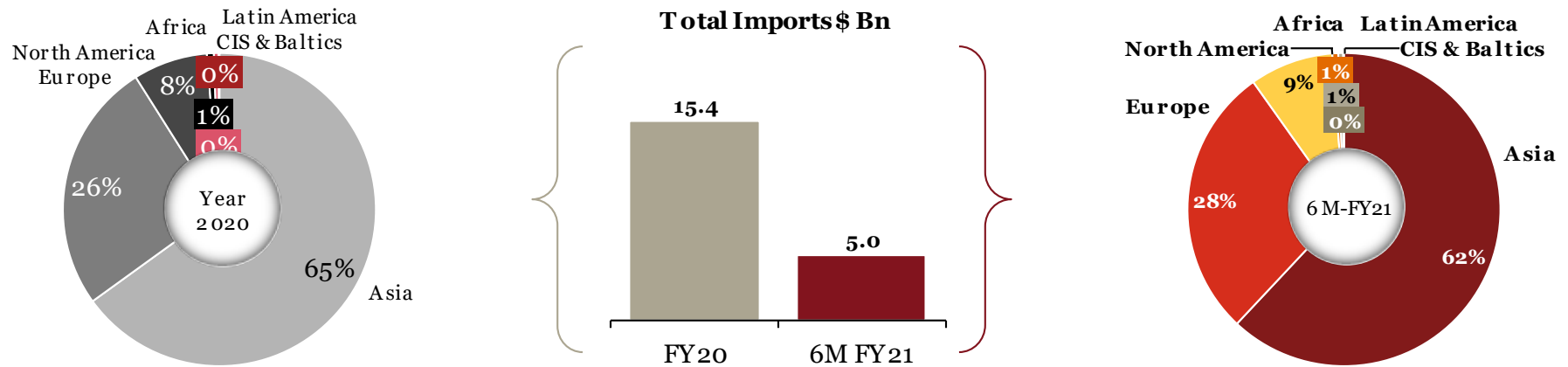


Top HS codes (\$ Mn), 6M-FY 21

HS Code	6M FY21	Description
87089900		
U S A	211	Other: Motor vehicle parts (Reservoir for Hydraulic Power Steering Systems+Steering Gear Systems and Parts)
VIETNAM SOC REP	69.29	
TURKEY	58	
85030090		
U S A	193.98	Other
MEXICO	25.34	
SOUTH AFRICA	11.94	
84834000		
U S A	114.06	Gears and gearing, other than toothed wheels, chain sprockets and other transmission elements presented separately; ball or roller screws; gear boxes and other speed changers, including torque converters
BRAZIL	17.52	
CHINA P RP	14.28	
73269099		
U S A	111	All Other Articles Of Iron/Steel Nes Forged or stamped but not further worked
GERMANY	15.62	
THAILAND	13.22	
87083000		
U S A	83	Brakes and servo-brakes; parts thereof
GERMANY	15	
U K	11	
87141090		
BANGLADESH PR	60.2	Other
INDONESIA	8.47	
BRAZIL	7.79	
87085000		
U S A	54	Drive-axles with differential, whether or not provided with other transmission components, non-driving axles; parts thereof
TURKEY	11	
ITALY	9.7	

For 219 HS codes

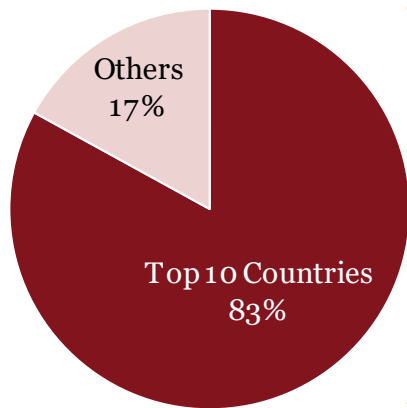
Overview of “Imports” for Indian auto component industry in 6M-FY 21



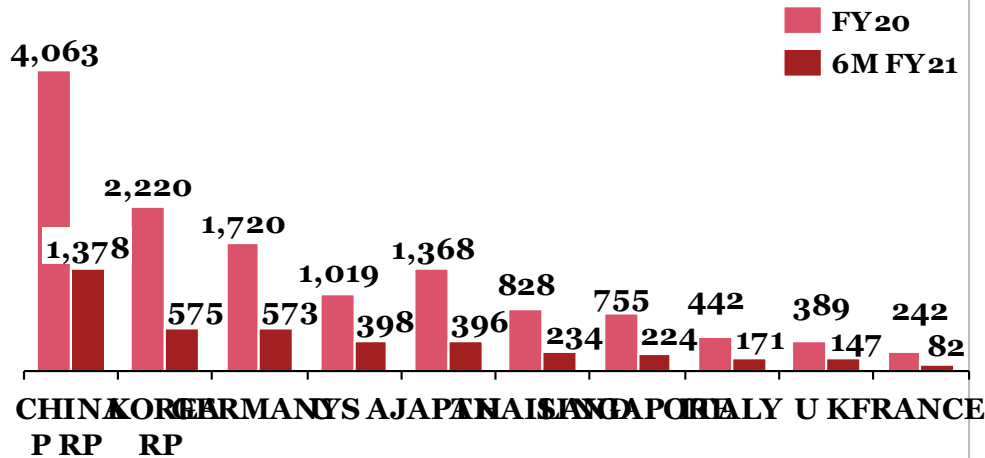
For 219 HS codes

Key highlights of “Imports” in 6M-FY 21

Top Countries (\$ Mn), 6M-FY 21



Top 10 Countries	Share of Im 6M-FY21
CHINA P RP	27%
KOREA RP	11%
GERMANY	11%
U S A	8%
JAPAN	8%
THAILAND	5%
SINGAPORE	4%
ITALY	3%
U K	3%
FRANCE	2%

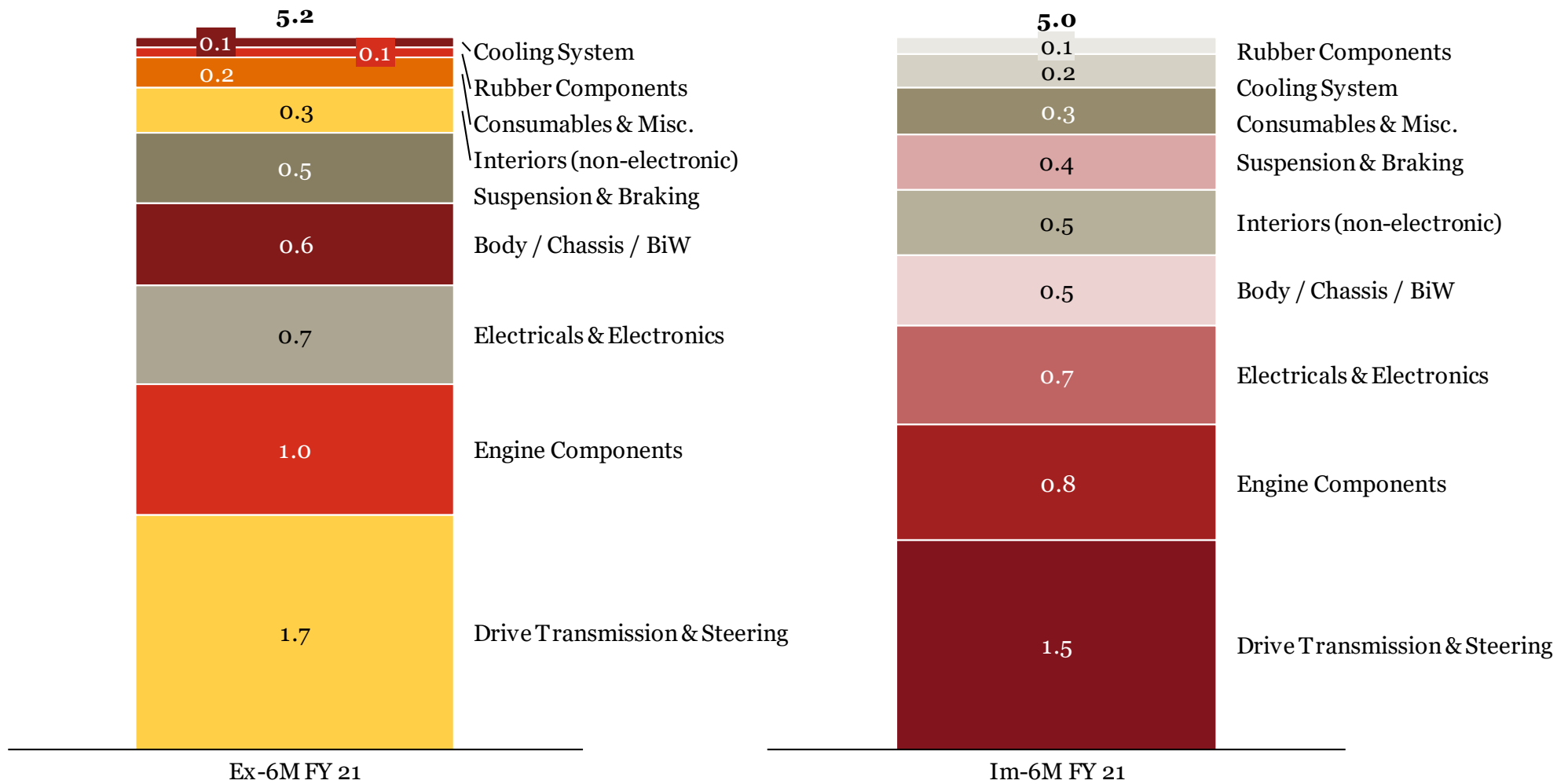


Top HS codes (\$ Mn), 6M-FY 21

HS Code	6M FY21	Description
87089900		Other: Motor vehicle parts (Reservoir for Hydraulic Power Steering Systems+Steering Gear Systems and Parts)
CHINA P RP	118	
KOREA RP	76	
GERMANY	67	
87084000		Gear boxes and parts thereof
KOREA RP	74	
JAPAN	52	
U S A	35	
87141090		Other
CHINA P RP	106	
JAPAN	5	
THAILAND	4	
84219900		Other: Parts of Machinery and apparatus for filtering
CHINA P RP	62	
GERMANY	26	
U S A	26	Other parts and accessories of bodies (including cabs) :Other
87082900		
KOREA RP	46	
CHINA P RP	28	
GERMANY	23	Other
85030090		
CHINA P RP	61	
SPAIN	18	
GERMANY	10	Of a kind used in air-conditioning equipment
84148011		
CHINA P RP	53	
THAILAND	15	
KOREA RP	15	

For 219 HS codes

Segmentation by product type: Exports and Imports (Q-o-Q)



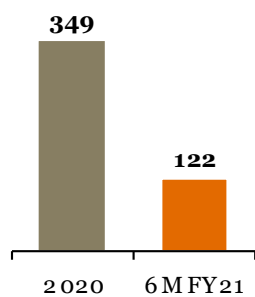
Chapter wise detailed analysis

Chapter wise detailed analysis		18
1	Chapter 40	19
2	Chapter 73	20
3	Chapter 84	21
4	Chapter 85	22
5	Chapter 87	23
6	Chapter 90	24
7	Chapter 70,72,68,83,91 & 94	25

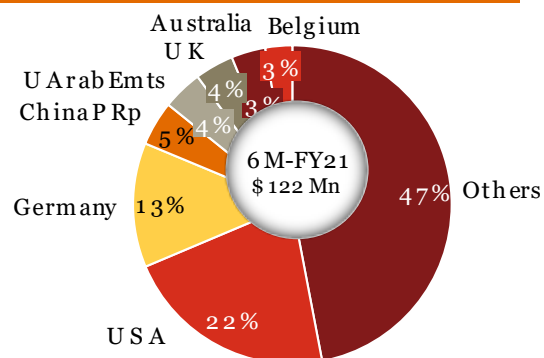
Chapter 40

Rubber and articles

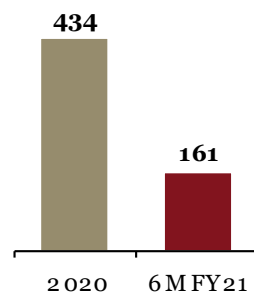
Exports (\$ Mn)



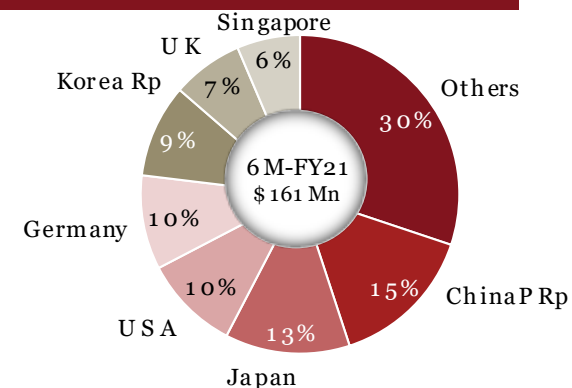
Exports-Top Countries (\$ Mn, %)



Imports (\$ Mn)



Imports-Top Countries (\$ Mn, %)



Top 3 Export Items

HS Codes	Description	Value (\$ Mn)	Country	Value (\$ Mn)
40092100	Reinforced or otherwise combined only with metal: without fittings	18	Belgium	2
			China P Rp	3
			USA	4
40093100	Tubes, Pipes and hoses of vulcanised rubber other than hard rubber: Without fitting	13	Germany	1
			UK	1
			USA	6
40169990	Others : Articles of Vulcanized Rubber other than hard rubber	51	Australia	2
			Germany	9
			USA	10

Top 3 Import Items

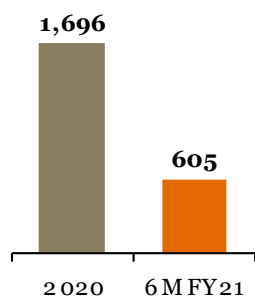
HS Codes	Description	Value (\$ Mn)	Country	Value (\$ Mn)
40169990	Others : Articles of Vulcanized Rubber other than hard rubber	53	China P Rp	9
			Japan	6
			Korea Rp	6
40169330	Rubber seals (Oil seals and the like)	28	Germany	3
			Japan	6
			Korea Rp	3
40169320	Rubber rings (O-ring)	20	Germany	3
			Japan	4
			USA	3

For 219 HS codes

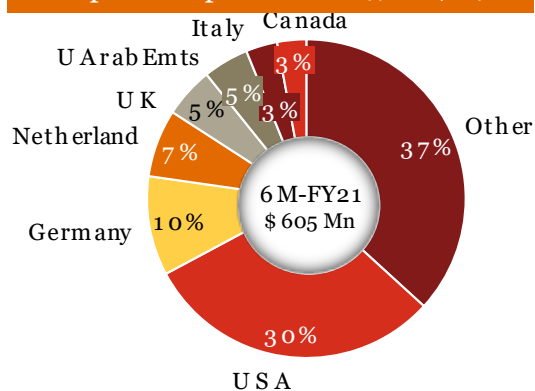
Chapter 73

Articles of iron or steel

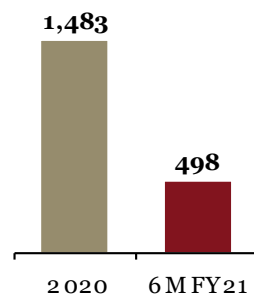
Exports (\$ Mn)



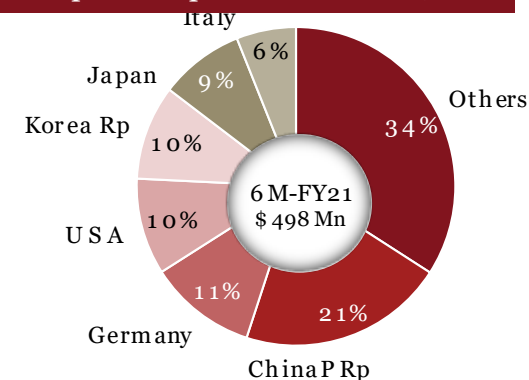
Exports-Top Countries (\$ Mn, %)



Imports (\$ Mn)



Imports-Top Countries (\$ Mn, %)



Top 3 Export Items

HS Codes	Description	Value (\$ Mn)	Country	Value (\$ Mn)
73072100	Other, of stainless steel : Flanges	59	USA	11
			Netherland	10
			Germany	7
73181500	Th readed articles : Other screws and bolts, whether or not w ith their nuts or washers	101	Germany	16
			Netherland	14
			USA	13
73269099	All Other Articles Of Iron/Steel Nes Forged or stamped but not further worked	267	USA	111
			Germany	16
			Thailand	13

Top 3 Import Items

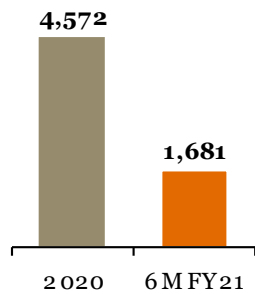
HS Codes	Description	Value (\$ Mn)	Country	Value (\$ Mn)
73269099	All Other Articles Of Iron/Steel Nes Forged or stamped but not further worked	225	China P Rp	43
			Korea Rp	16
			USA	22
73181500	Th readed articles : Other screws and bolts, whether or not w ith their nuts or washers	104	China P Rp	22
			Germany	12
			Korea Rp	14
73182990	Other	30	China P Rp	5
			Germany	5
			USA	4

For 219 HS codes

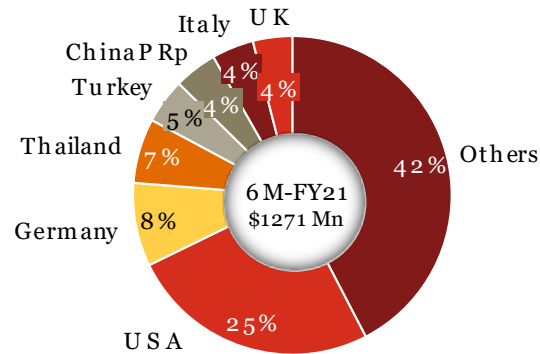
Chapter 84

Machinery and mechanical appliances, electrical equipment, sound recorders and reproducers, television image and sound recorders. and reproducers, and parts

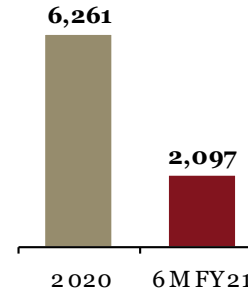
Exports (\$ Mn)



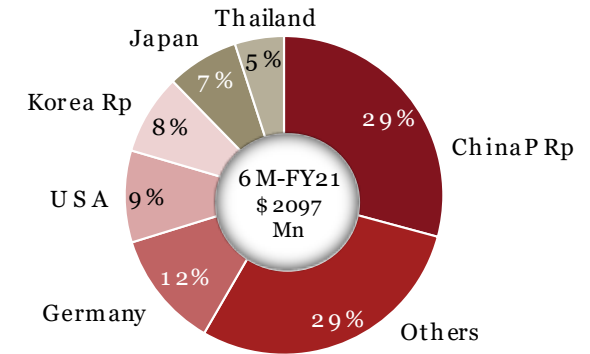
Exports-Top Countries (\$ Mn, %)



Imports (\$ Mn)



Imports-Top Countries (\$ Mn, %)



Top 3 Export Items

HS Codes	Description	Total Value	Country	Value
84099990	Other parts of diesel engine: Other	116	USA	42
			UK	15
			Italy	8
84139190	Others (Parts of Steering Pump Assembly)	101	USA	40
			Germany	14
			U Arab Emts	4
84834000	Gears and gearing, other than toothed wheels, chain sprockets and other transmission elements presented separately; ball or roller screws; gear boxes and other speed changers, including torque converters	212	USA	114
			Brazil	18
			China P Rp	14

Top 3 Import Items

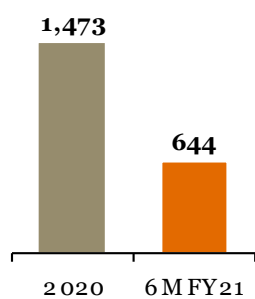
HS Codes	Description	Value (\$ Mn)	Country	Value (\$ Mn)
84219900	Other: Parts of Machinery and apparatus for filtering	197	China P Rp	62
			Germany	26
			USA	26
84314990	Other : Wheels and Components for Construction and Earthmoving Equipments	133	China P Rp	53
			Korea Rp	17
			Singapore	10
84834000	Gears and gearing, other than toothed wheels, chain sprockets and other transmission elements presented separately; ball or roller screws; gear boxes and other speed changers, including torque converters	122	China P Rp	47
			Germany	22
			Italy	9

For 219 HS codes

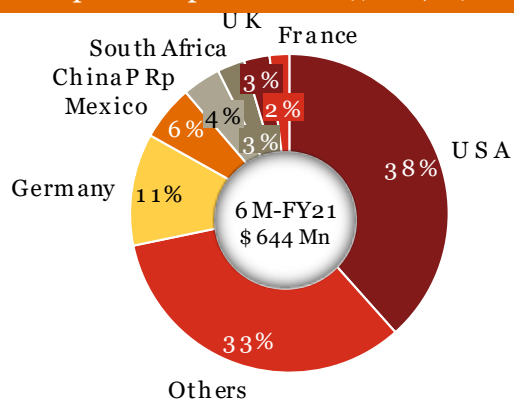
Chapter 85

Electrical machinery and equipment and parts thereof

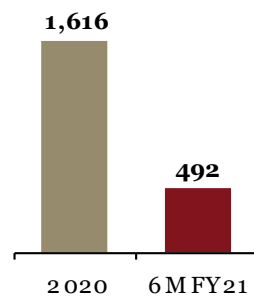
Exports (\$ Mn)



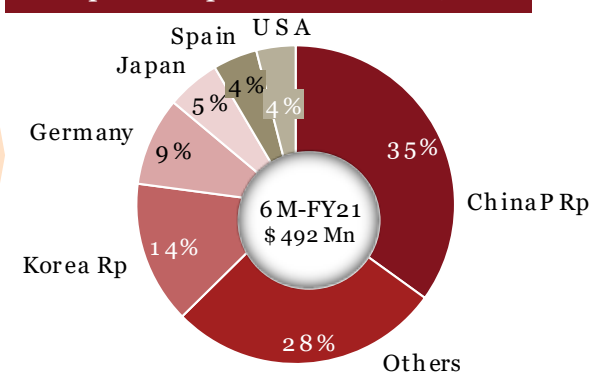
Exports-Top Countries (\$ Mn, %)



Imports (\$ Mn)



Imports-Top Countries (\$ Mn, %)



Top 3 Export Items

HS Codes	Description	Total Value	Country	Value
85030090	Other	309	USA	194
			Mexico	25
			South Africa	12
			Germany	14
85114000	Starter motors and dual purpose starter-generators	41	USA	4
			Belgium	3
			USA	13
85443000	Ignition wiring sets and other wiring sets of a kind used in vehicles, aircraft or ships	70	UK	10
			France	6
			USA	6

Top 3 Import Items

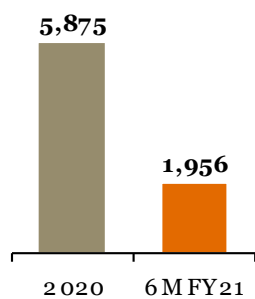
HS Codes	Description	Value (\$ Mn)	Country	Value (\$ Mn)
85030090	Other	129	China P Rp	61
			Germany	10
			Spain	18
85129000	Parts	57	China P Rp	26
			Korea Rp	12
			Taiwan	5
85013119	DC motors :Other	44	China P Rp	24
			Germany	3
			Japan	5

For 219 HS codes

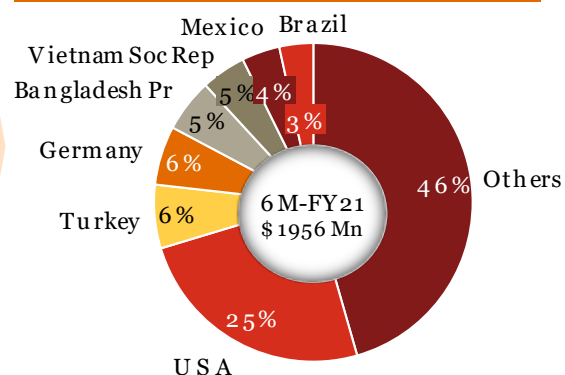
Chapter 87

Vehicles other than railway or tramway rolling - stock, and parts and accessories

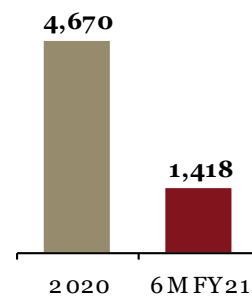
Exports (\$ Mn)



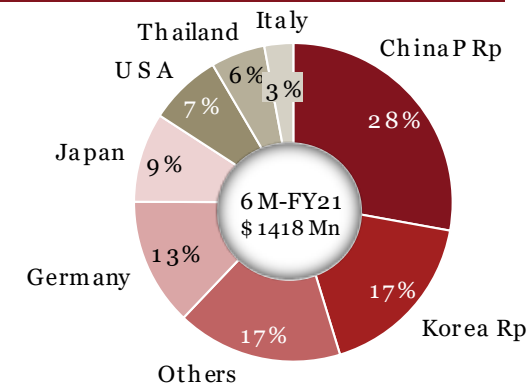
Exports-Top Countries (\$ Mn, %)



Imports (\$ Mn)



Imports-Top Countries (\$ Mn, %)



Top 3 Export Items

HS Codes	Description	Value (\$ Mn)	Country	Value (\$ Mn)
87083000	Brakes and servo-brakes; parts thereof	173	USA	83
			Germany	15
			UK	11
87089900	Other: Motor vehicle parts (Reservoir for Hydraulic Power Steering Systems+Steering Gear Systems and Parts)	842	USA	211
			Vietnam Soc Rep	69
			Turkey	58
87141090	Other	148	Bangladesh Pr	60
			Indonesia	8
			Brazil	8

Top 3 Import Items

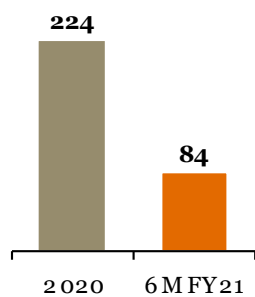
HS Codes	Description	Value (\$ Mn)	Country	Value (\$ Mn)
87089900	Other: Motor vehicle parts (Reservoir for Hydraulic Power Steering Systems+Steering Gear Systems and Parts)	457	China P Rp	118
			Germany	67
			Korea Rp	76
87084000	Gear boxes and parts thereof	272	Japan	52
			Korea Rp	74
			USA	35
87082900	Other parts and accessories of bodies (including cabs):Other	150	China P Rp	28
			Germany	23
			Korea Rp	46

For 219 HS codes

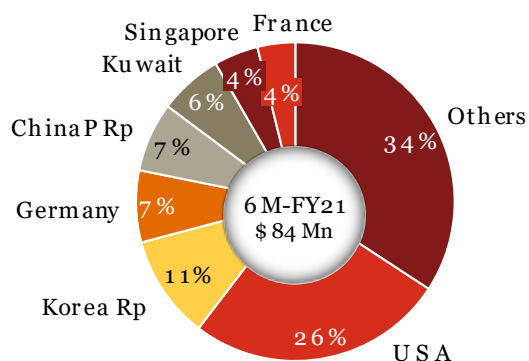
Chapter 90

Optical, photographic, cinematographic, measuring, checking, precision, medical or surgical instruments and apparatus; parts and accessories

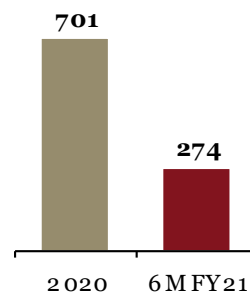
Exports (\$ Mn)



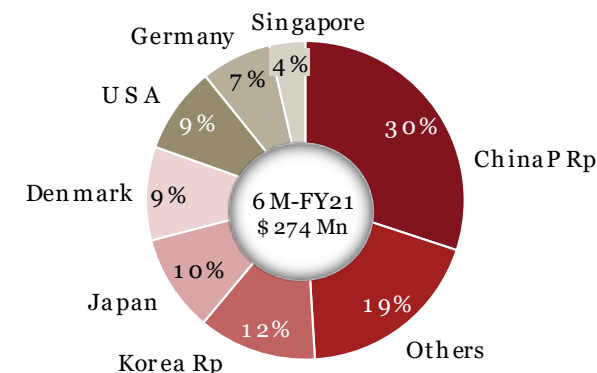
Exports-Top Countries (\$ Mn, %)



Imports (\$ Mn)



Imports-Top Countries (\$ Mn, %)



Top 3 Export Items

HS Codes	Description	Value (\$ Mn)	Country	Value (\$ Mn)
90292020	Speedometers, non-electrical	7	Korea Rp	6
			Austria	0.17
			Bangladesh Pr	0.14
90319000	Other optical instruments and appliances :Parts and accessories (Measuring & Checking Instruments - Sensors)	18	USA	7
			Germany	4
			Ireland	1
90328990	Other	57	USA	14
			China P Rp	5
			Kuwait	5

Top 3 Import Items

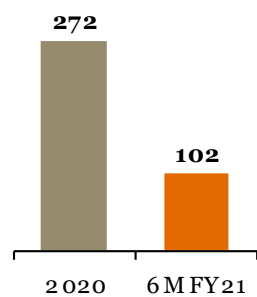
HS Codes	Description	Value (\$ Mn)	Country	Value (\$ Mn)
90328990	Other	165	China P Rp	30
			Germany	22
			Singapore	26
90319000	Other optical instruments and appliances :Parts and accessories (Measuring & Checking Instruments - Sensors)	103	Germany	11
			Hong Kong	31
			Japan	14
90158030	Geophysical instruments	4	Austria	0.47
			France	2
			UK	0.48

For 219 HS codes

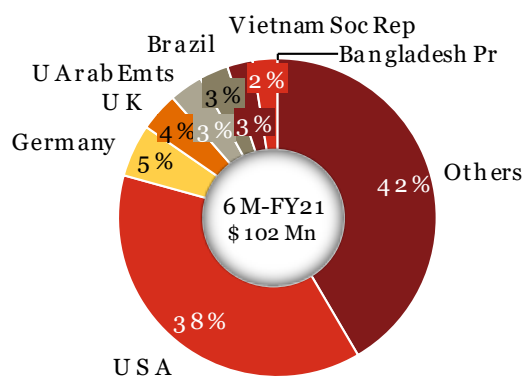
Chapter 70,72,68,83,91 & 94

Multiple Chapters

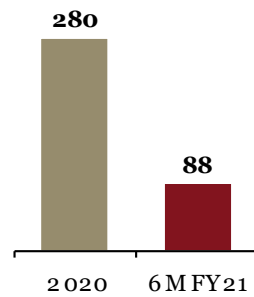
Exports (\$ Mn)



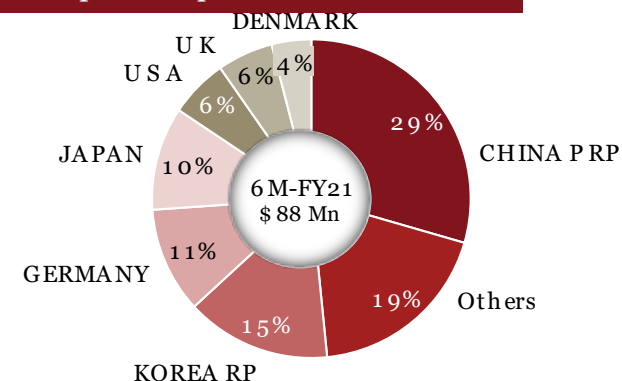
Exports-Top Countries (\$ Mn, %)



Imports (\$ Mn)



Imports-Top Countries (\$ Mn, %)



Top 3 Export Items

HS Codes	Description	Value (\$ Mn)	Country	Value (\$ Mn)
68138100	Brake linings and pads (Not containing Asbestos)	23	USA	11
			Saudi Arab	1
			Canada	1
70099200	Other : Framed	16	USA	11
			France	1
			UK	1
83012000	Locks of a kind used for motor vehicles	20	USA	8
			UK	3
			Thailand	1

Top 3 Import Items

HS Codes	Description	Value (\$ Mn)	Country	Value (\$ Mn)
68138900	Not containing asbestos - Other	11	Denmark	3
			Japan	4
			USA	1
			China PRp	3
83023090	Other	13	Germany	1
			Korea Rp	4
			China PRp	3
			UK	2
94012000	Seats of a kind used for motor vehicles	11	USA	3

For 219 HS codes



Disclaimer

This document has been prepared solely for *[ACMA] Automotive Component Manufacturers Association of India*, being the express addressee to this document. PwC does not accept or assume any liability, responsibility or duty of care for any use of or reliance on this document by anyone, other than (i) ACMA, to the extent agreed in the relevant contract for the matter to which this document relates (if any), or (ii) as expressly agreed by PwC in writing in advance.

This publication has been prepared for general guidance on matters of interest only, and does not constitute professional advice. You should not act upon the information contained in this publication without obtaining specific professional advice. No representation or warranty (express or implied) is given as to the accuracy or completeness of the information contained in this publication, and, to the extent permitted by law, PwC, its members, employees and agents accept no liability, and disclaim all responsibility, for the consequences of you or anyone else acting, or refraining to act, in reliance on the information contained in this publication or for any decision based on it.

This publication contains certain examples extracted from third party documentation and so being out of context from the original third party documents; readers should bear this in mind when reading the publication. The copyright in such third party material remains owned by the third parties concerned, and PwC expresses its appreciation to these companies for having allowed it to include their information in this publication. For a more comprehensive view on each company's communication, please read the entire document from which the extracts have been taken. Please note that the inclusion of a company in this publication does not imply any endorsement of that company by PwC nor any verification of the accuracy of the information contained in any of the examples.

This publication contains various companies' forward looking statements, which by their nature involve numerous assumptions, inherent risks and uncertainties, both general and specific, and risks that predictions, forecasts, projections and other forward looking statements will not be achieved. We caution readers of this publication not to place undue reliance on these forward looking statements, as a number of important factors could cause actual future results to differ materially from the plans, objectives, expectations, estimates, and intentions expressed in such forward looking statements.

PwC contacts for ACMA Knowledge Partnership

- Kavan Mukhtyar, Partner & Leader-Automotive, PwC India - kavan.mukhtyar@in.pwc.com / +912261198735
- Somnath Chatterjee, ACMA Knowledge Partnership Manager – somnath.chatterjee@in.pwc.com / +91124620724