

www.pwc.com

# *Export-Import analysis of Indian auto-component industry*

*View: FY 22*

Prepared for ACMA

*Strictly private  
and confidential*

*June 2022*



**pwc**

# Contents

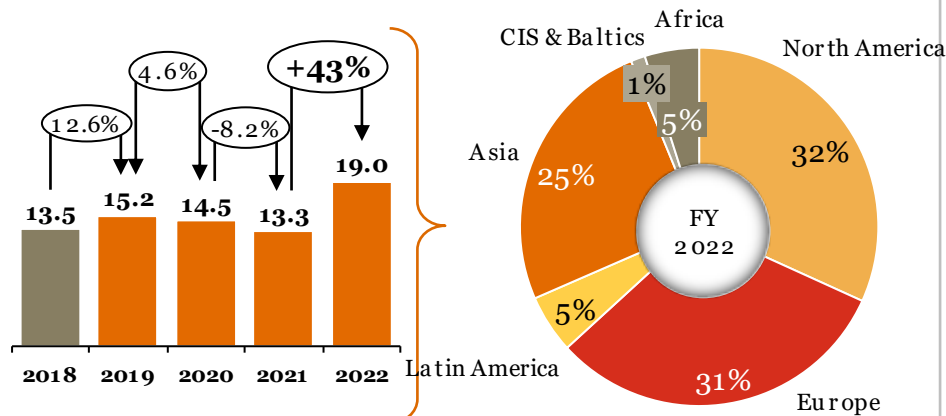
<b>Summary for FY-22</b>		<b>3</b>
<b>Chapter wise detailed analysis</b>		<b>9</b>
1	Chapter 40	10
2	Chapter 73	11
3	Chapter 84	12
4	Chapter 85	13
5	Chapter 87	14
6	Chapter 90	15
7	Chapter 70,72,68,83,91 & 94	16

---

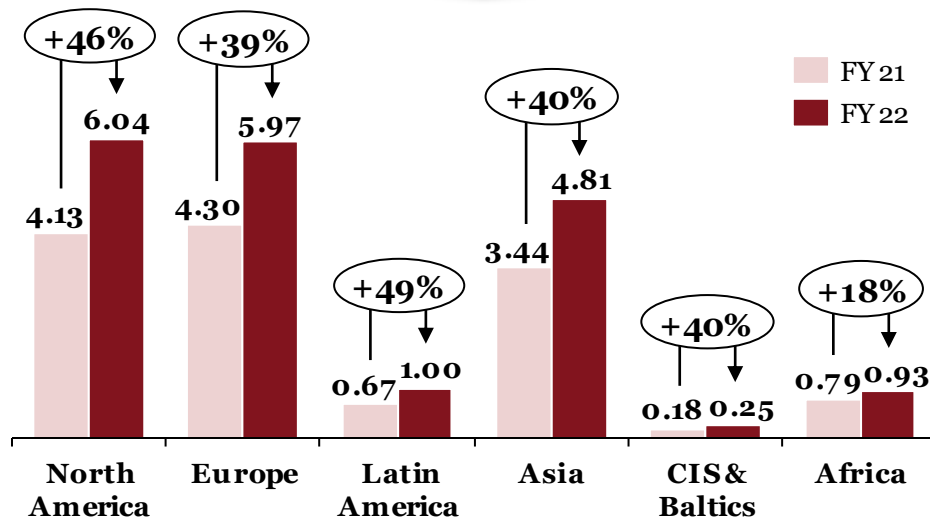
# *Executive Summary FY-22*

## Overview of “Exports” for Indian auto component industry in FY 22

Total Exports \$ Bn

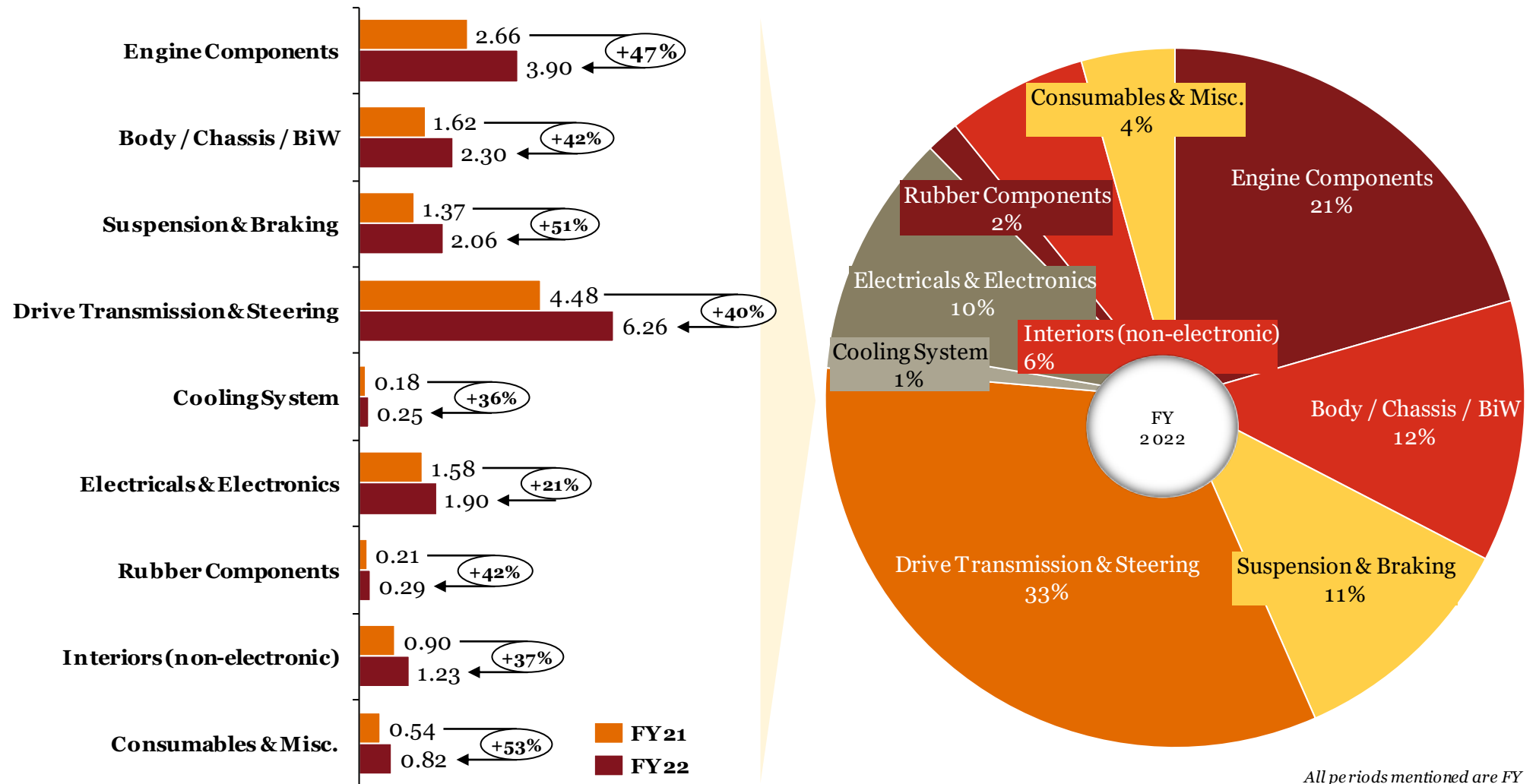


- India had a **trade surplus** of ~\$0.7B for auto components. Exports grew strongly FY22 due to sharp recoveries in developed economies.
- **North America** saw the biggest increase in exports (by value) due to demand increase resulting from strong cash incentives; **Europe and Asia** recorded handsome exports growth (by value) too.
- ‘**Drive Transmission & Steering**’, alongside ‘**Engine**’, remain the 2 dominant segments, accounting for 54% of exports. All segments recorded exports growth despite supply challenges in H1 FY22.



All periods mentioned are FY  
\*For 217 HS codes

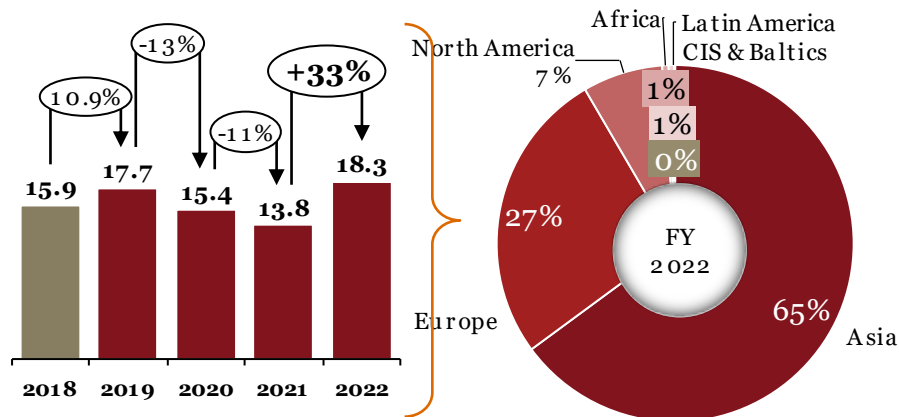
## Segmentation by product type: Exports (FY-o-FY, \$ Bn)



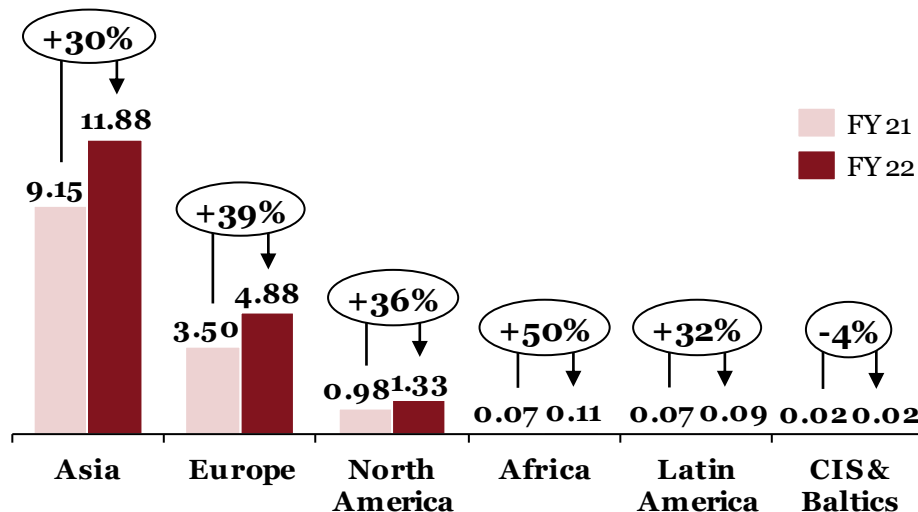
All periods mentioned are FY  
\*For 217 HS codes

## Overview of “Imports” for Indian auto component industry in FY 22

### Total Imports \$ Bn

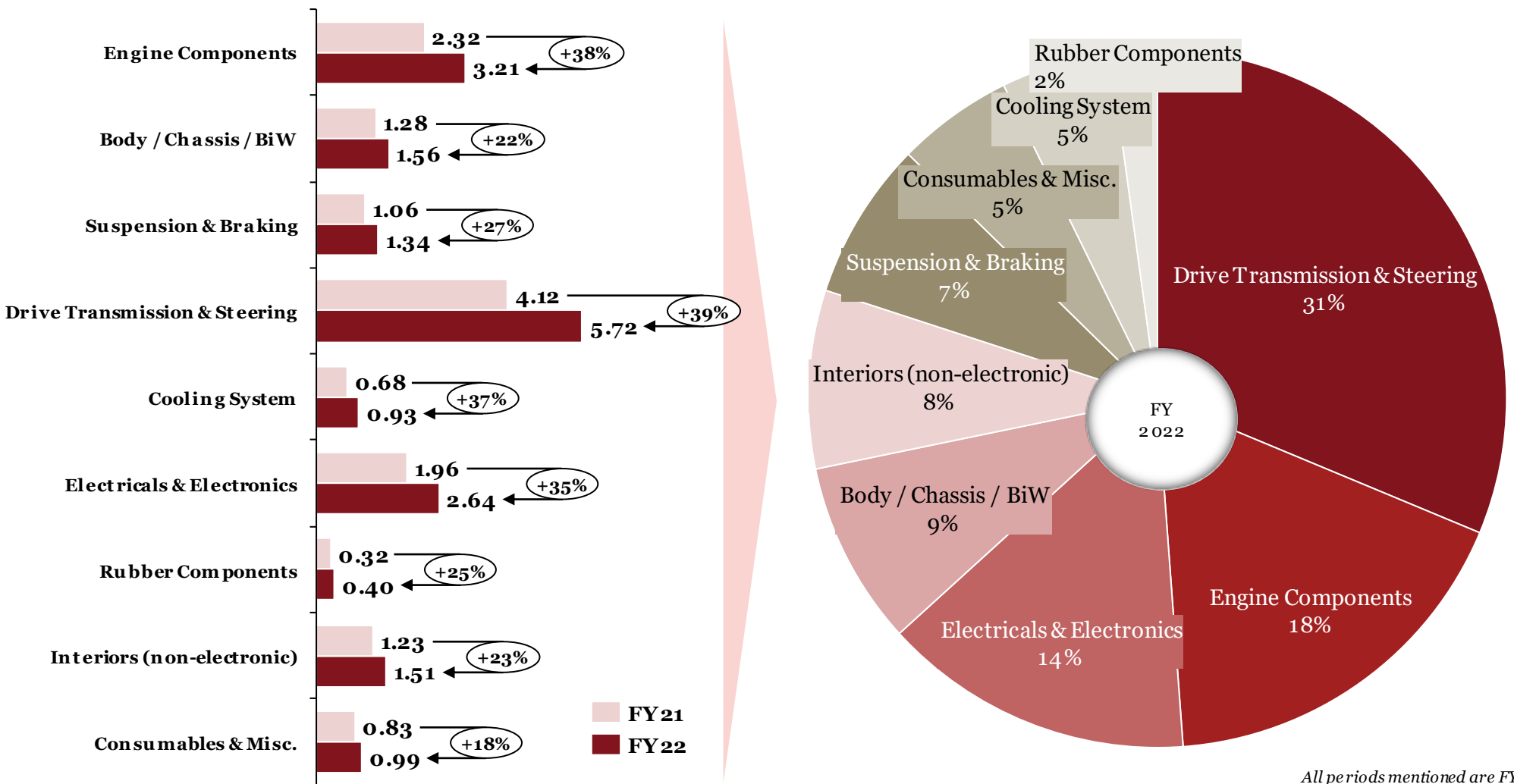


- FY22 saw a ~ **33% increase** in auto components imports owing to localised lockdowns, labour unavailability, industrial power cuts & shipping challenges predominantly in H1 FY22 .
- **China** remains the biggest importer of components (~30% of imports) while **Germany** has moved up a position to become the 2nd largest parts importer (11% of imports).
- ‘**Drive Transmission & Steering**’, alongside ‘**Engine**’, remain the 2 dominant segments, accounting for 49% of imports.
- Imports from Germany grew 48% over the previous year due to competitiveness of German parts due to high govt. incentives.



All periods mentioned are FY  
\*For 217 HS codes

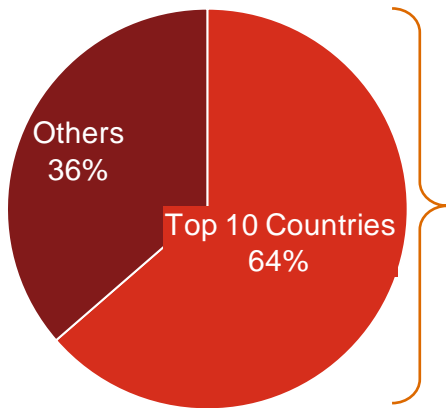
## Segmentation by product type: Imports (FY-o-FY, \$ Bn)



All periods mentioned are FY  
\*For 217 HS codes

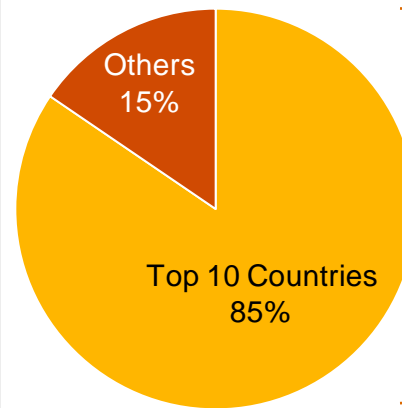
## Key highlights of “Exports” & “Imports” in FY 22

Exports - Top Countries (\$ Mn), 2022\*

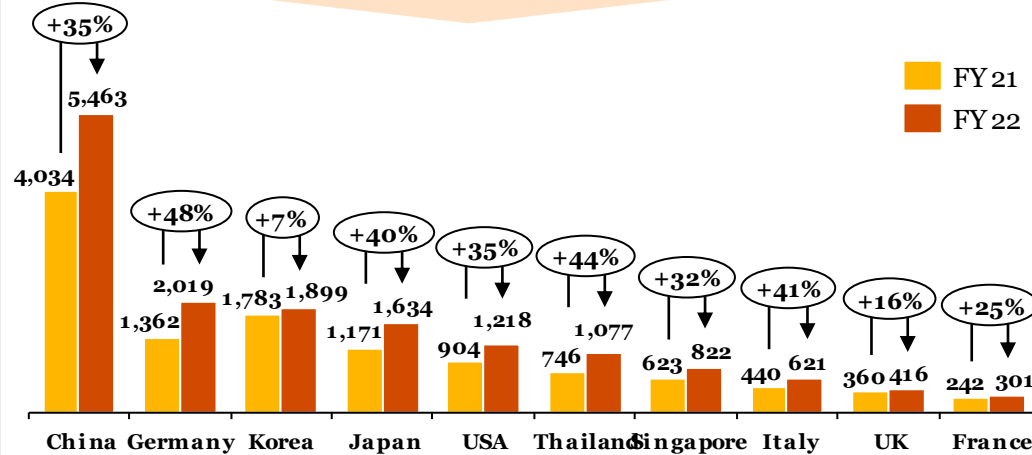
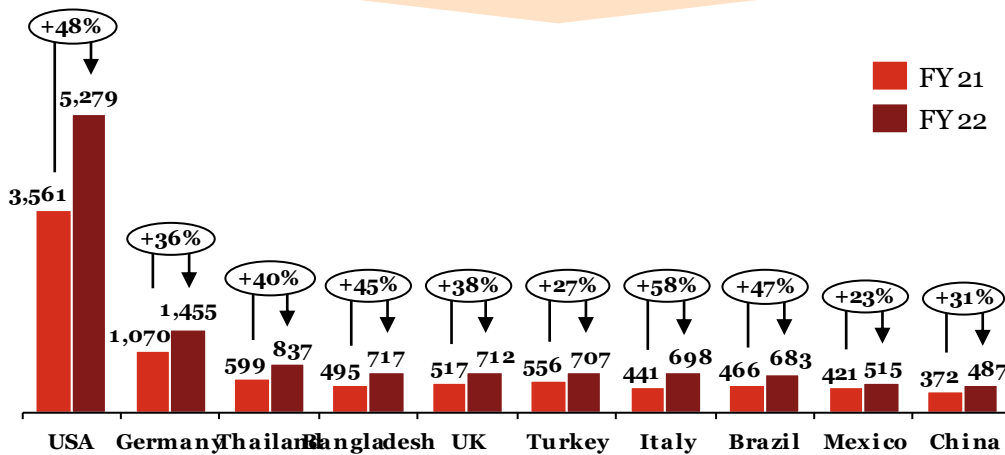


Top 10 Countries	Share of Ex-FY21	Share of Ex-FY22
U S A	26%	28%
GERMANY	8%	8%
THAILAND	4%	4%
BANGLADESH	4%	4%
U K	4%	4%
TURKEY	4%	4%
ITALY	3%	4%
BRAZIL	3%	4%
MEXICO	3%	3%
CHINA P RP	3%	3%

Imports - Top Countries (\$ Mn), 2022\*



Top 10 Countries	Share of Im-FY21	Share of Im-FY22
CHINA P RP	29%	30%
GERMANY	10%	11%
KOREA RP	13%	10%
JAPAN	8%	9%
U S A	7%	7%
THAILAND	5%	6%
SINGAPORE	5%	4%
ITALY	3%	3%
U K	3%	2%
FRANCE	2%	2%



All periods mentioned are FY \*For 217 HS codes



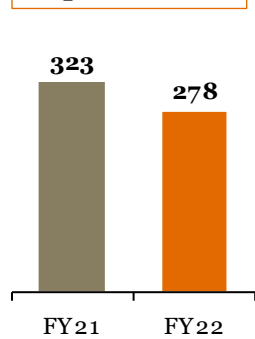
---

# *Chapter wise detailed analysis*

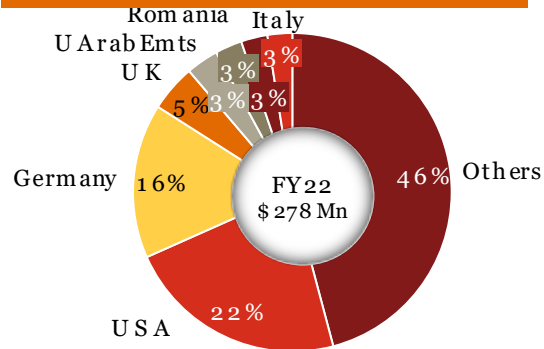
## Chapter 40

### Rubber and articles

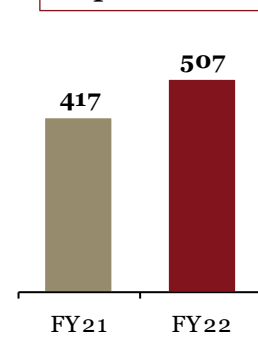
#### Exports (\$ Mn)



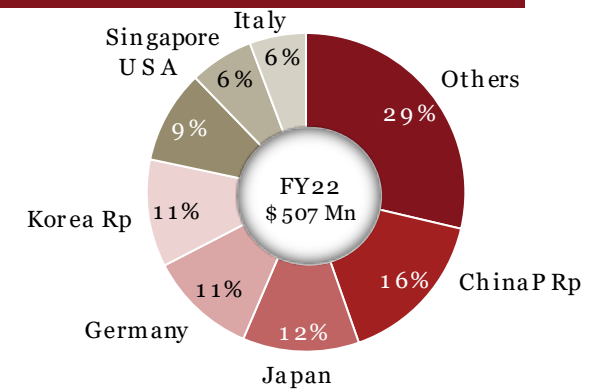
#### Exports-Top Countries (\$ Mn, %)



#### Imports (\$ Mn)



#### Imports-Top Countries (\$ Mn, %)



#### Top 3 Export Items

HS Codes	Description	Value (\$ Mn)	Country	Value (\$ Mn)
4 0169990	Others : Articles of Vulcanized Rubber other than hard rubber	191	USA	44
			Germany	36
			UK	9
4 0169340	Gaskets	35	Romania	7
			USA	7
			Germany	4
4 0169330	Rubber seals (Oil seals and the like)	41	USA	10
			Germany	3
			UK	3

#### Top 3 Import Items

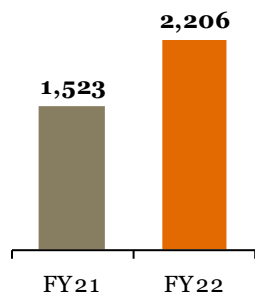
HS Codes	Description	Value (\$ Mn)	Country	Value (\$ Mn)
4 0169990	Others : Articles of Vulcanized Rubber other than hard rubber	185	China P Rp	31
			Korea Rp	25
			Germany	22
4 0169330	Rubber seals (Oil seals and the like)	90	Japan	17
			Korea Rp	11
			USA	10
4 0169320	Rubber rings (O-ring)	55	Japan	10
			Germany	8
			USA	7

All periods mentioned are FY  
\*For 217 HS codes

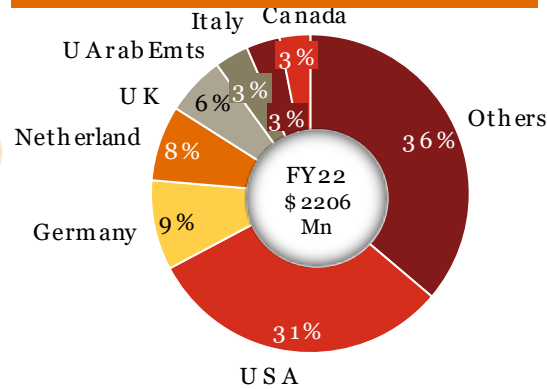
## Chapter 73

### Articles of iron or steel

#### Exports (\$ Mn)



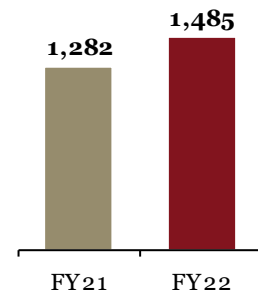
#### Exports-Top Countries (\$ Mn, %)



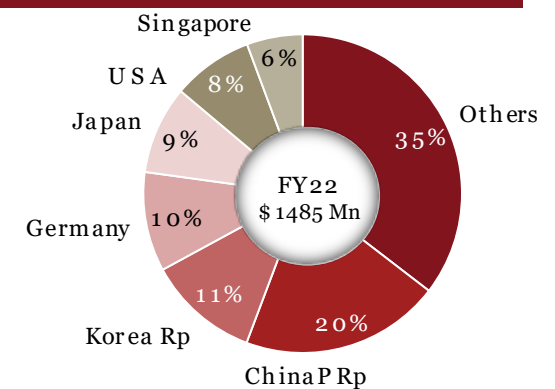
#### Top 3 Export Items

HS Codes	Description	Value (\$ Mn)	Country	Value (\$ Mn)
73072100	Other, of stainless steel : Flanges	206	Netherland	42
			Germany	24
			USA	21
73181500	Th readed articles : Other screws and bolts, whether or not with their nuts or washers	414	Netherland	72
			USA	61
			Germany	56
73269099	All Other Articles Of Iron/Steel Nes Forged or stamped but not further worked	914	USA	390
			UK	55
			Thailand	46

#### Imports (\$ Mn)



#### Imports-Top Countries (\$ Mn, %)



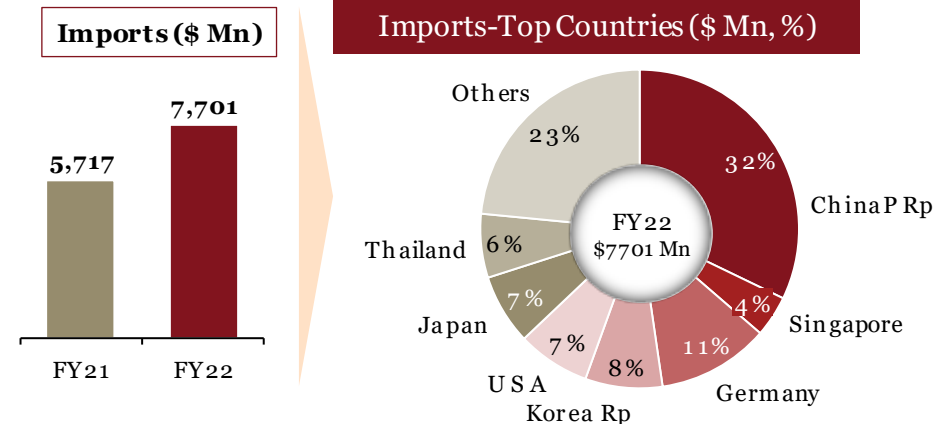
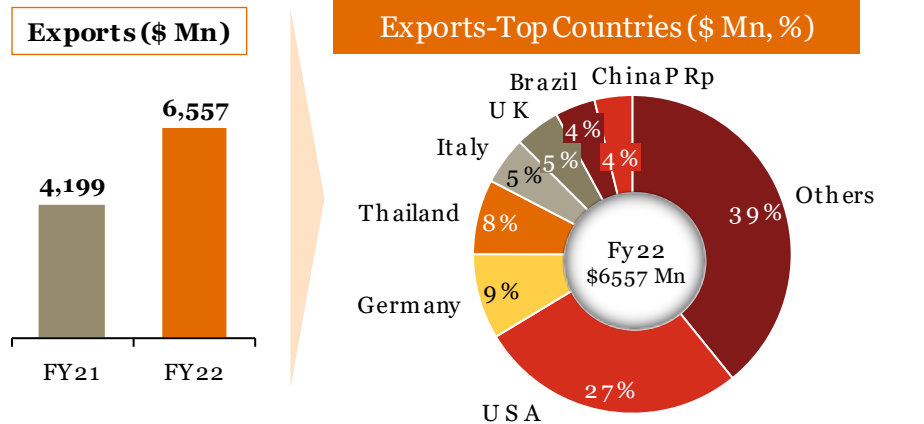
#### Top 3 Import Items

HS Codes	Description	Value (\$ Mn)	Country	Value (\$ Mn)
73269099	All Other Articles Of Iron/Steel Nes Forged or stamped but not further worked	620	China P Rp	131
			USA	64
			Korea Rp	50
73181500	Th readed articles : Other screws and bolts, whether or not with their nuts or washers	364	China P Rp	79
			Korea Rp	50
			Germany	37
73181900	Th readed articles : Other	108	China P Rp	30
			Japan	29
			Germany	20

All periods mentioned are FY  
\*For 217 HS codes

## Chapter 84

Machinery and mechanical appliances, electrical equipment, sound recorders and reproducers, television image and sound recorders. and reproducers, and parts



### Top 3 Export Items

HS Codes	Description	Value (\$ Mn)	Country	Value (\$ Mn)
84082020	Engines of cylinder capacity exceeding 250 cc	473	Thailand	362
			Italy	37
			Turkey	27
84099990	Other parts of diesel engine: Other	443	USA	172
			UK	46
			Italy	38
84834000	Gears and gearing, other than toothed wheels, chain sprockets and other transmission elements presented separately; ball or roller screws; gear boxes and other speed changers, including torque converters	780	USA	316
			Germany	99
			Brazil	76

### Top 3 Import Items

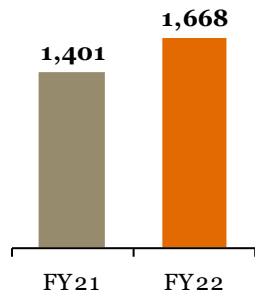
HS Codes	Description	Value (\$ Mn)	Country	Value (\$ Mn)
84314990	Other : Wheels and Components for Construction and Earthmoving Equipments	496	China P Rp	258
			Korea Rp	74
			Sweden	27
84834000	Gears and gearing, other than toothed wheels, chain sprockets and other transmission elements presented separately; ball or roller screws; gear boxes and other speed changers, including torque converters	450	China P Rp	201
			Germany	76
84219900	Other: Parts of Machinery and apparatus for filtering	483	Germany	108
			China P Rp	81
			USA	78

All periods mentioned are FY \*For 217 HS codes

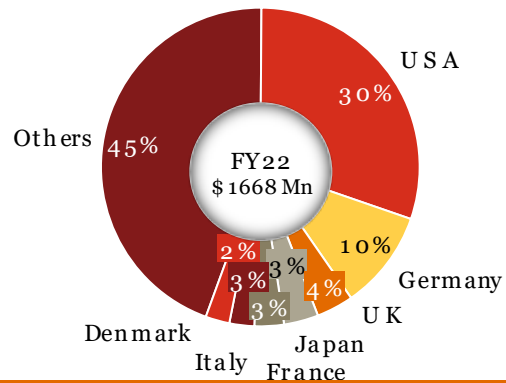
## Chapter 85

### Electrical machinery and equipment and parts thereof

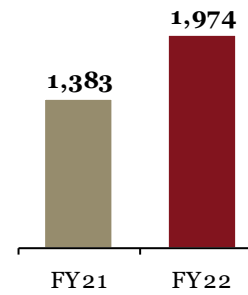
Exports (\$ Mn)



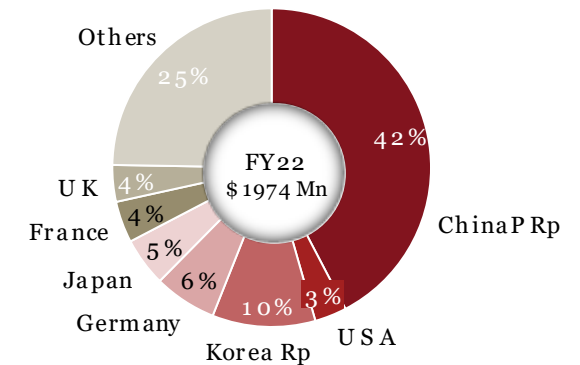
Exports-Top Countries (\$ Mn, %)



Imports (\$ Mn)



Imports-Top Countries (\$ Mn, %)



Top 3 Export Items

HS Codes	Description	Value (\$ Mn)	Country	Value (\$ Mn)
85 030090	Other	5 83	USA	336
			Germany	44
			Denmark	36
85114000	Starter motors and dual purpose starter-generators	1 83	USA	40
			Germany	35
			UK	16
85443000	Ignition wiring sets and other wiring sets of a kind used in vehicles, aircraft or ships	2 65	UK	38
			Japan	33
			USA	32

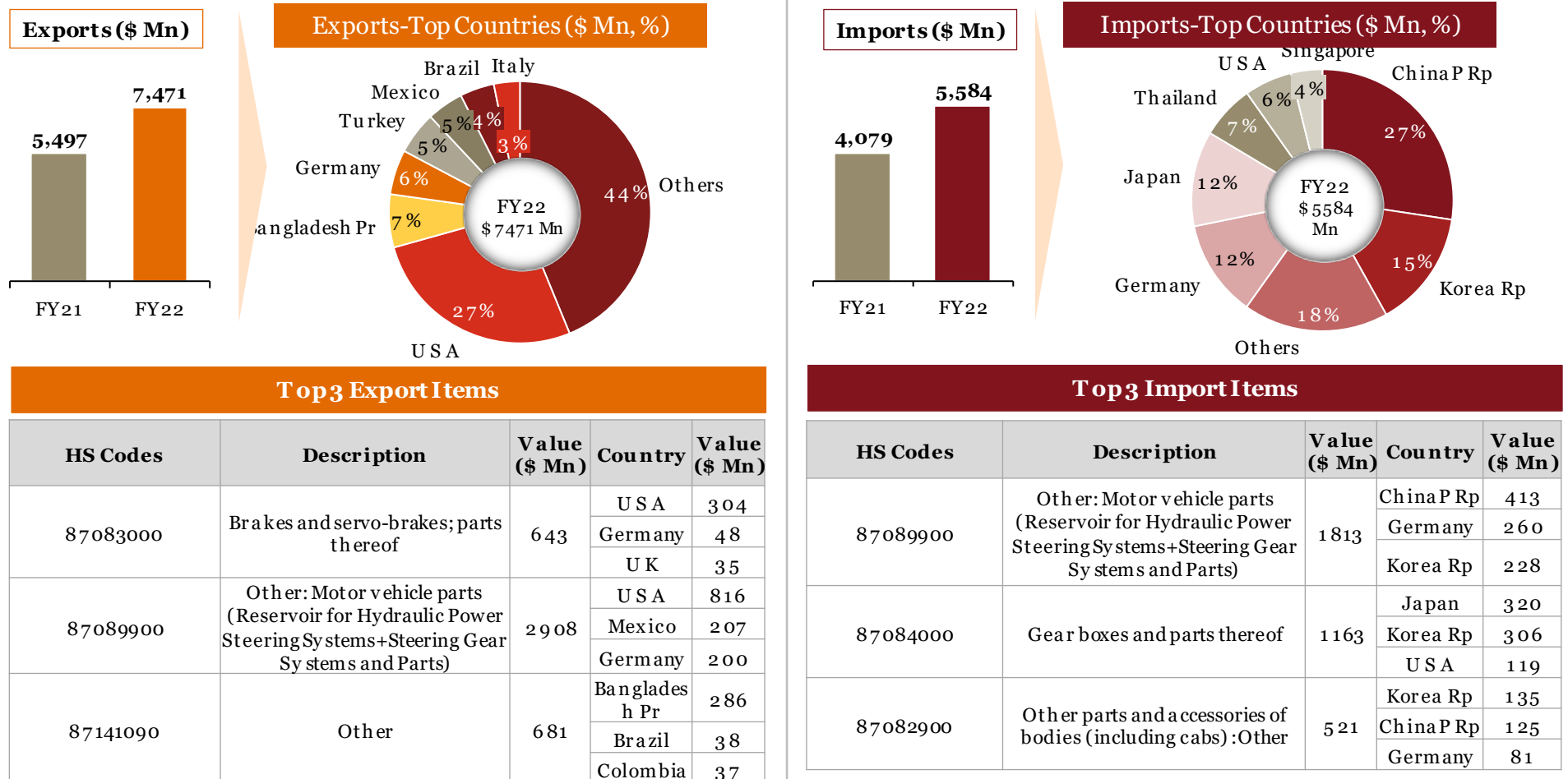
Top 3 Import Items

HS Codes	Description	Value (\$ Mn)	Country	Value (\$ Mn)
85 030090	Other	5 14	China P Rp	359
			Germany	33
			Spain	15
85 013119	DC motors :Other	2 03	China P Rp	120
			Japan	13
			Germany	13
85129000	Parts	1 90	China P Rp	78
			Korea Rp	45
			Japan	12

All periods mentioned are FY  
\*For 217 HS codes

## Chapter 87

### Vehicles other than railway or tramway rolling - stock, and parts and accessories

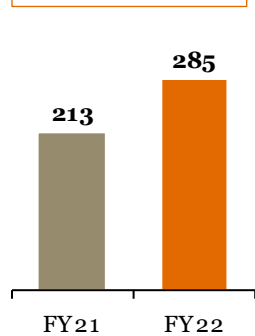


All periods mentioned are FY \*For 217 HS codes

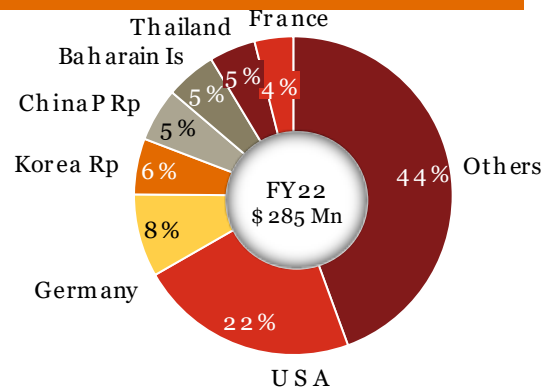
## Chapter 90

### Optical, photographic, cinematographic, measuring, checking, precision, medical or surgical instruments and apparatus; parts and accessories

#### Exports (\$ Mn)



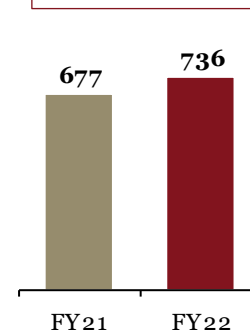
#### Exports-Top Countries (\$ Mn, %)



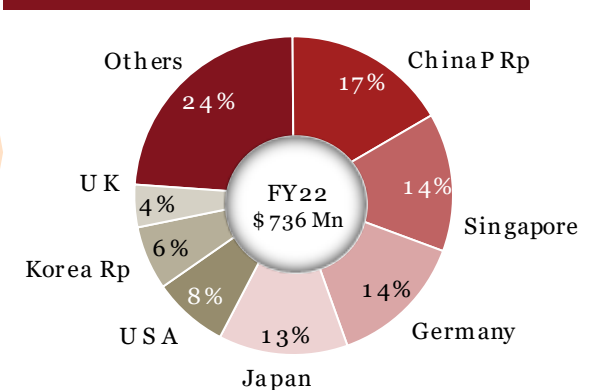
#### Top 3 Export Items

HS Codes	Description	Value (\$ Mn)	Country	Value (\$ Mn)
9 0 2 9 2 0 2 0	Speedometers, non-electrical	15	Korea Rp	7
			Turkey	2
			Vietnam Soc Rep	1.00
9 0 3 1 9 0 0 0	Other optical instruments and appliances :Parts and accessories ( Measuring & Checking Insturments - Sensors)	68	USA	27
			Germany	17
			U K	2
9 0 3 2 8 9 9 0	Other	197	USA	35
			Bah arain Is	15
			China P Rp	14

#### Imports (\$ Mn)



#### Imports-Top Countries (\$ Mn, %)

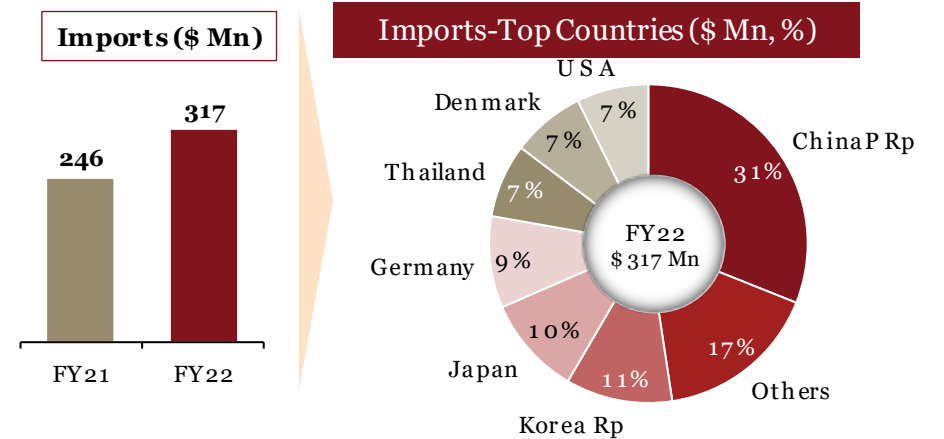
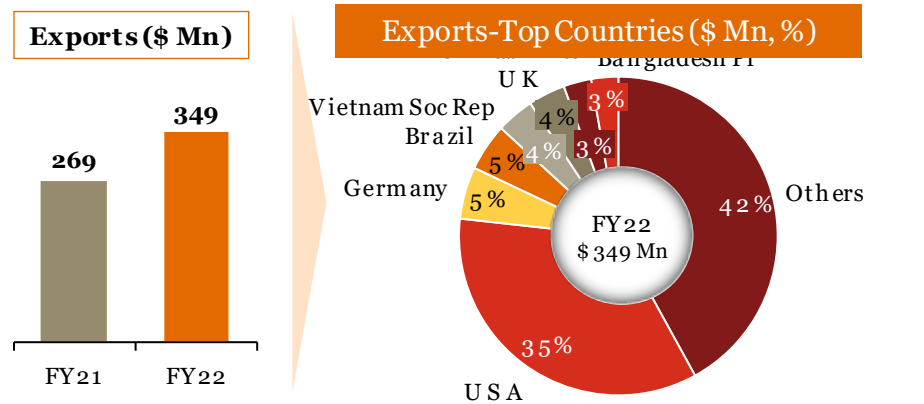


#### Top 3 Import Items

HS Codes	Description	Value (\$ Mn)	Country	Value (\$ Mn)
9 0 3 2 8 9 9 0	Other	5 1 4	China P Rp	98
			Singapore	96
			Germany	65
9 0 3 1 9 0 0 0	Other optical instruments and appliances :Parts and accessories ( Measuring & Checking Insturments -Sensors)	2 0 4	Japan	46
			Germany	34
			China P Rp	24
9 0 1 5 8 0 3 0	Geophysical instruments	9	Switzerland	4
			Australia	1
			Singapore	1

All periods mentioned are FY \*For 217 HS codes

## Chapter 70,72,68,83,91 & 94 Multiple Chapters



**Top 3 Export Items**


HS Codes	Description	Value (\$ Mn)	Country	Value (\$ Mn)
68138100	Brakelinings and pads (Not containing Asbestos)	65	USA	29
			Brazil	3
			Canada	2
70099200	Other : Framed	71	USA	47
			UK	5
			France	4
83012000	Locks of a kind used for motor vehicles	73	USA	19
			UK	6
			Thailand	5

**Top 3 Import Items**

HS Codes	Description	Value (\$ Mn)	Country	Value (\$ Mn)
94012000	Seats of a kind used for motor vehicles	63	China P Rp	19
			Thailand	14
			Germany	9
72125090	Other	35	Denmark	14
			Japan	10
			China P Rp	3
83023090	Other	37	Korea Rp	14
			China P Rp	6
			Germany	4

All periods mentioned are FY \*For 217 HS codes





## *Disclaimer*

This document has been prepared solely for *[ACMA] Automotive Component Manufacturers Association of India*, being the express addressee to this document. PwC does not accept or assume any liability, responsibility or duty of care for any use of or reliance on this document by anyone, other than (i) ACMA, to the extent agreed in the relevant contract for the matter to which this document relates (if any), or (ii) as expressly agreed by PwC in writing in advance.

This publication has been prepared for general guidance on matters of interest only, and does not constitute professional advice. You should not act upon the information contained in this publication without obtaining specific professional advice. No representation or warranty (express or implied) is given as to the accuracy or completeness of the information contained in this publication, and, to the extent permitted by law, PwC, its members, employees and agents accept no liability, and disclaim all responsibility, for the consequences of you or anyone else acting, or refraining to act, in reliance on the information contained in this publication or for any decision based on it.

This publication contains certain examples extracted from third party documentation and so being out of context from the original third party documents; readers should bear this in mind when reading the publication. The copyright in such third party material remains owned by the third parties concerned, and PwC expresses its appreciation to these companies for having allowed it to include their information in this publication. For a more comprehensive view on each company's communication, please read the entire document from which the extracts have been taken. Please note that the inclusion of a company in this publication does not imply any endorsement of that company by PwC nor any verification of the accuracy of the information contained in any of the examples.

This publication contains various companies' forward looking statements, which by their nature involve numerous assumptions, inherent risks and uncertainties, both general and specific, and risks that predictions, forecasts, projections and other forward looking statements will not be achieved. We caution readers of this publication not to place undue reliance on these forward looking statements, as a number of important factors could cause actual future results to differ materially from the plans, objectives, expectations, estimates, and intentions expressed in such forward looking statements.

PwC contacts for ACMA Knowledge Partnership

- Kavan Mukhtyar, Partner & Leader-Automotive, PwC India - [kavan.mukhtyar@in.pwc.com](mailto:kavan.mukhtyar@in.pwc.com) / +912261198735
- Akhilesh Oberoi, ACMA Knowledge Partnership Manager – [akhilesh.oberoi@in.pwc.com](mailto:akhilesh.oberoi@in.pwc.com) / +91124620724